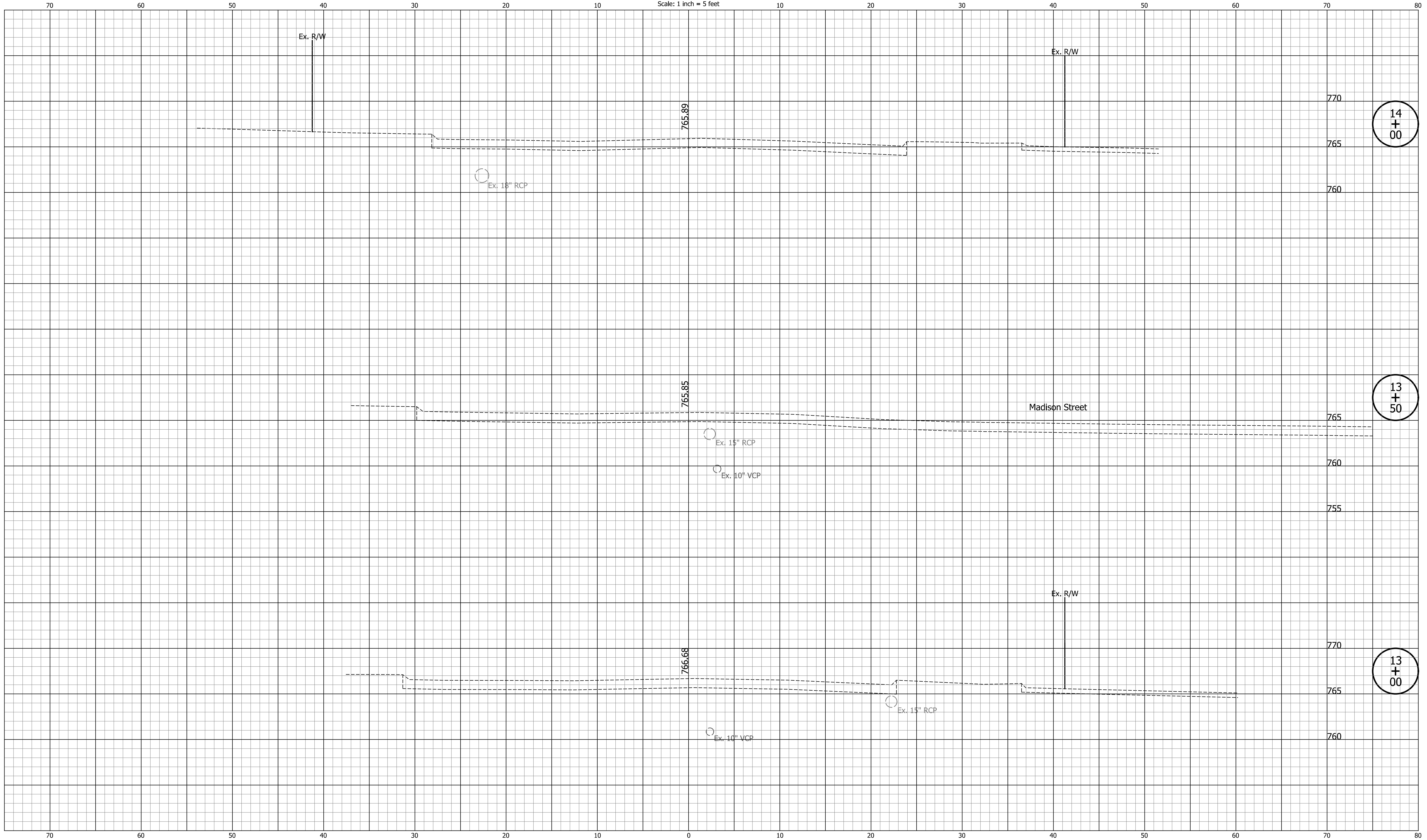


CROSS SECTIONS
Scale: 1 inch = 5 feet



14
+
00

13
+
50

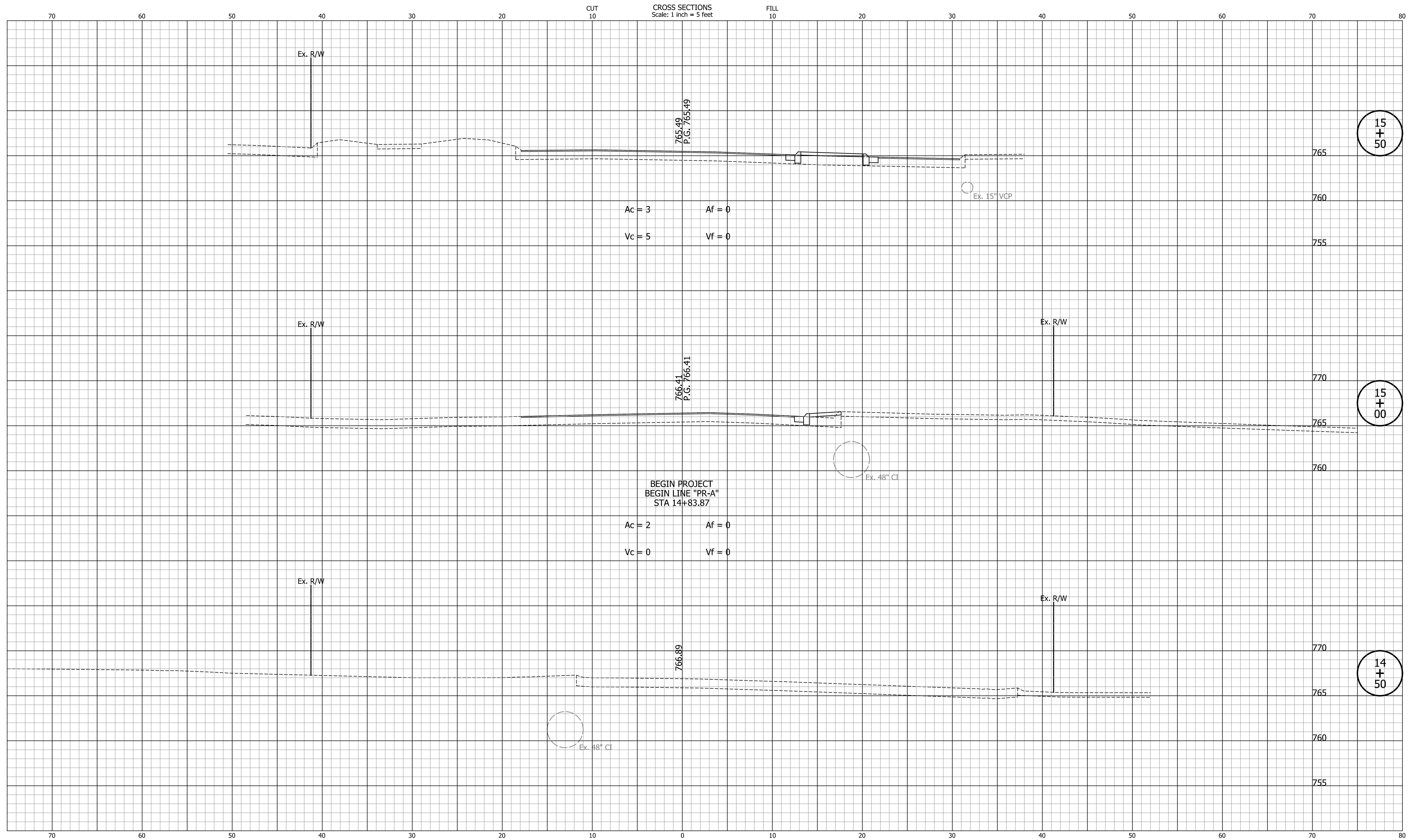
13
+
00

DESIGNED: MTL DRAWN: MRO
CHECKED: NRM CHECKED: MTL

CITY OF
BLOOMINGTON

CROSS SECTIONS
LINE "PR-A"

HORIZONTAL SCALE 1" = 5'	BRIDGE FILE N/A
VERTICAL SCALE 1" = 5'	DESIGNATION N/A
SURVEY BOOK N/A	SHEETS 59 of 87
CONTRACT N/A	PROJECT 2018.02336



15
+
50

15
+
00

14
+
50

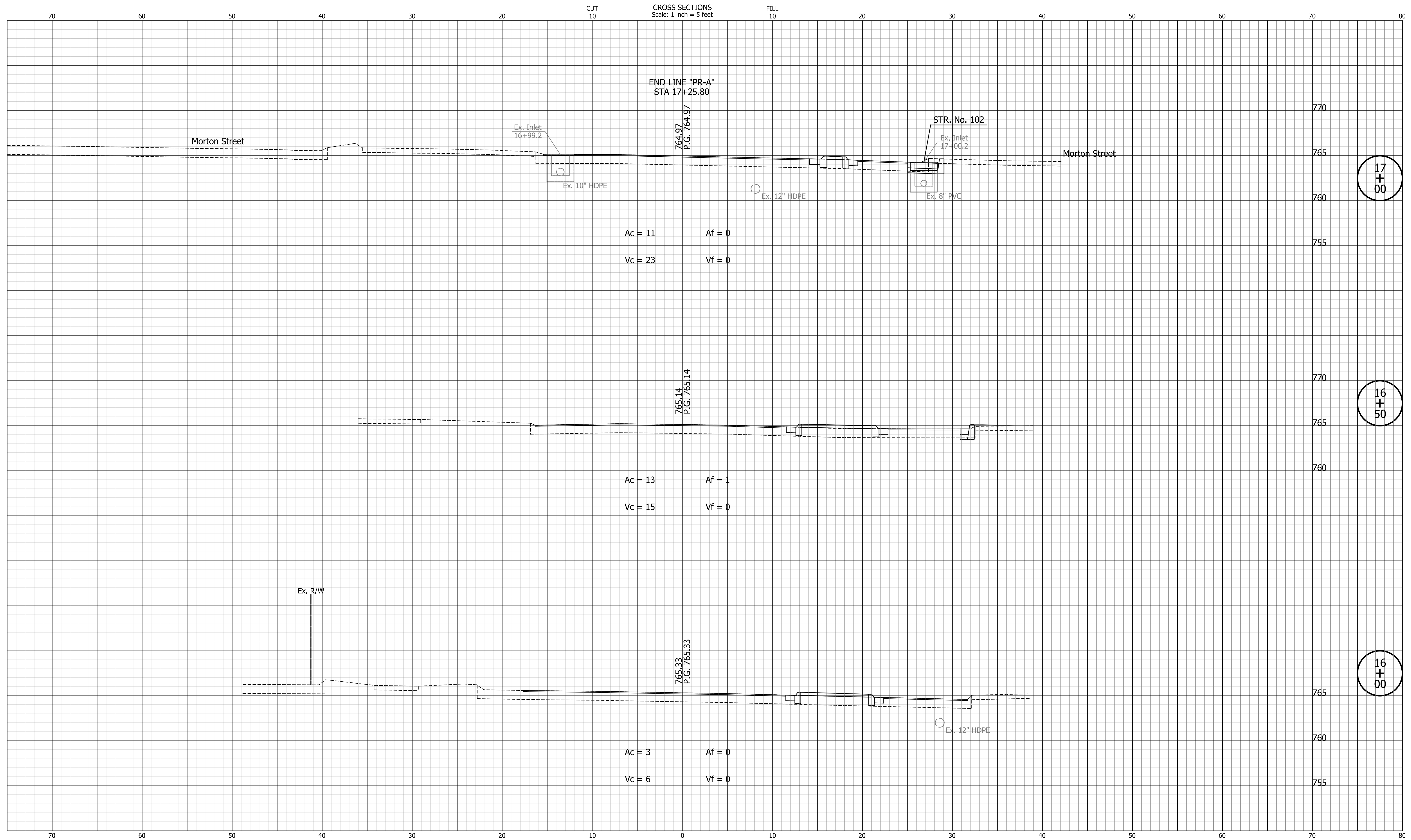
Indiana State

DESIGNED: MTL DRAWN: MRO
CHECKED: NRM CHECKED: MTL

CITY OF
BLOOMINGTON

CROSS SECTIONS
LINE "PR-A"

HORIZONTAL SCALE 1" = 5'	BRIDGE FILE N/A
VERTICAL SCALE 1" = 5'	DESIGNATION N/A
SURVEY BOOK N/A	SHEETS 60 of 87
CONTRACT N/A	PROJECT 2018.02336



Ac = 11 Af = 0
 Vc = 23 Vf = 0

Ac = 13 Af = 1
 Vc = 15 Vf = 0

Ac = 3 Af = 0
 Vc = 6 Vf = 0

17
+
00

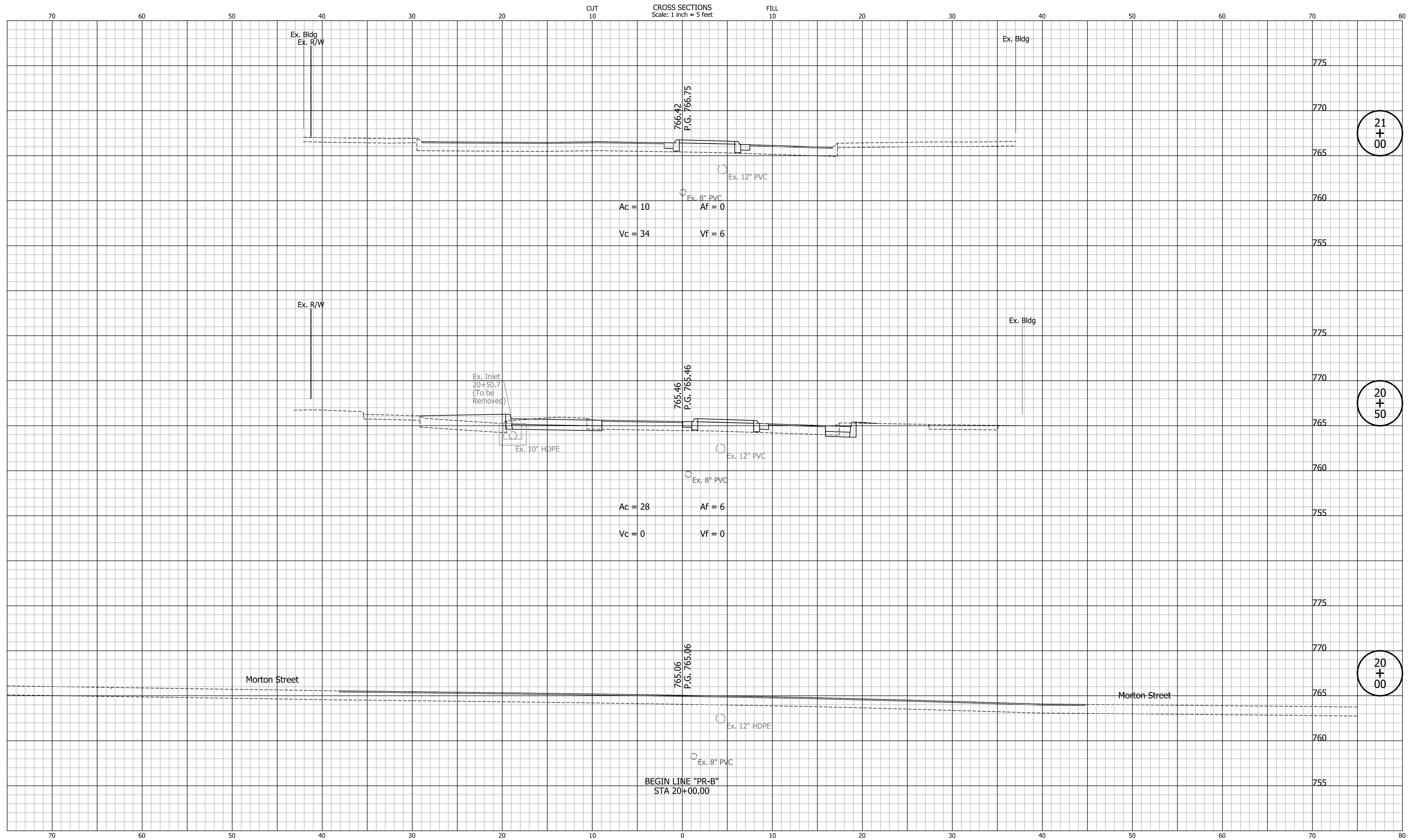
16
+
50

16
+
00

DESIGNED: _____ MTL _____ DRAWN: _____ MRO _____
 CHECKED: _____ NRM _____ CHECKED: _____ MTL _____

CITY OF
 BLOOMINGTON
 CROSS SECTIONS
 LINE "PR-A"

HORIZONTAL SCALE 1" = 5'	BRIDGE FILE N/A
VERTICAL SCALE 1" = 5'	DESIGNATION N/A
SURVEY BOOK N/A	SHEETS 61 of 87
CONTRACT N/A	PROJECT 2018.02336



21
+
00

20
+
50

20
+
00

CROSS SECTIONS
Scale: 1 Inch = 5 feet

Ac = 10 Af = 0
Vc = 34 Vf = 6

Ac = 28 Af = 6
Vc = 0 Vf = 0

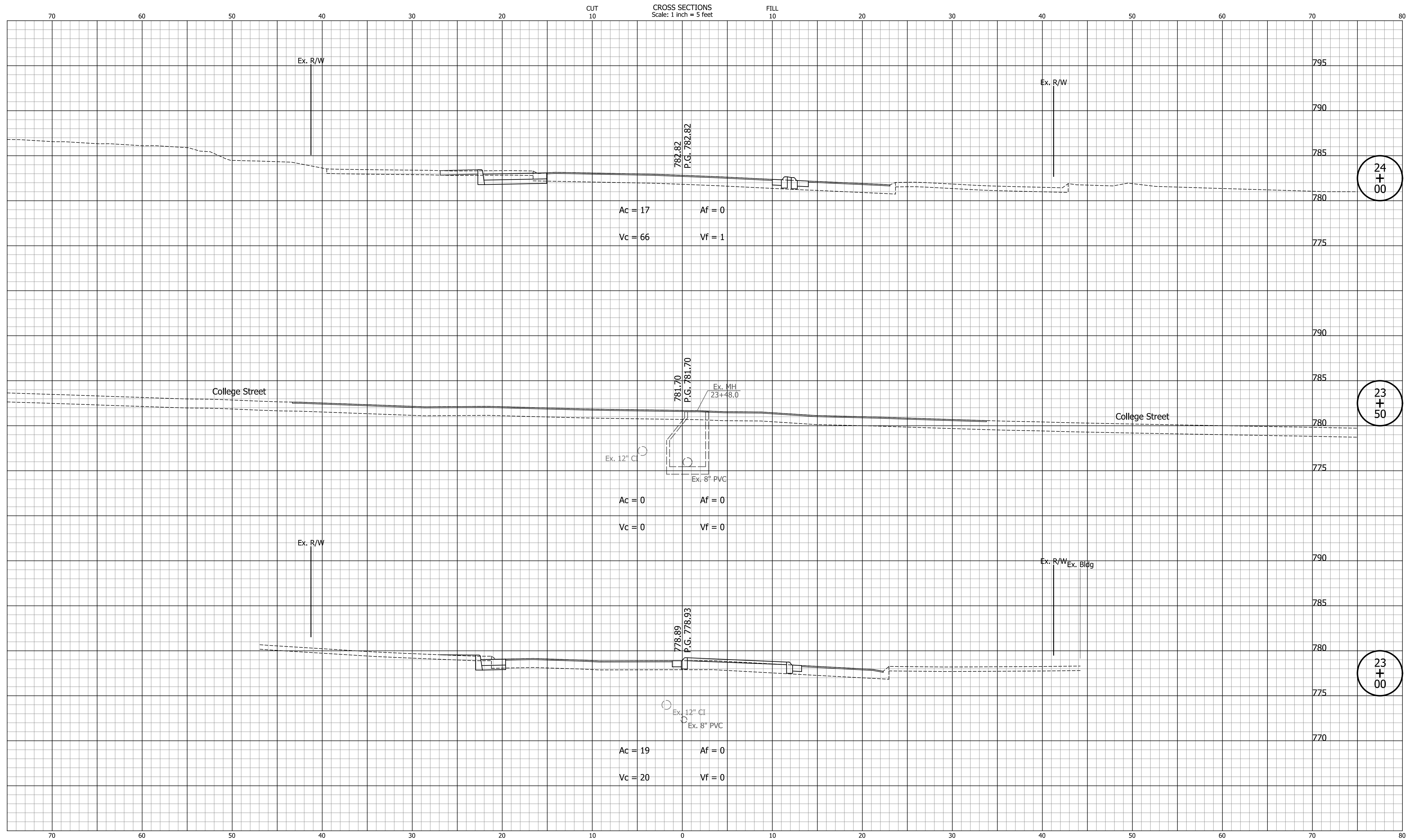
BEGIN LINE "PR-B"
STA 20+00.00

CITY OF
BLOOMINGTON

CROSS SECTIONS
LINE "PR-B"

HORIZONTAL SCALE 1" = 5'	BRIDGE FILE N/A
VERTICAL SCALE 1" = 5'	DESIGNATION N/A
SURVEY BOOK N/A	SHEETS 62 of 87
CONTRACT N/A	PROJECT 2018.02336

DESIGNED: MTL DRAWN: MRO
CHECKED: NRM CHECKED: MTL



24
+
00

23
+
50

23
+
00

I:\Projects\2018\02336\Drawings\201802336.RD.CS.PR-B.01.dgn

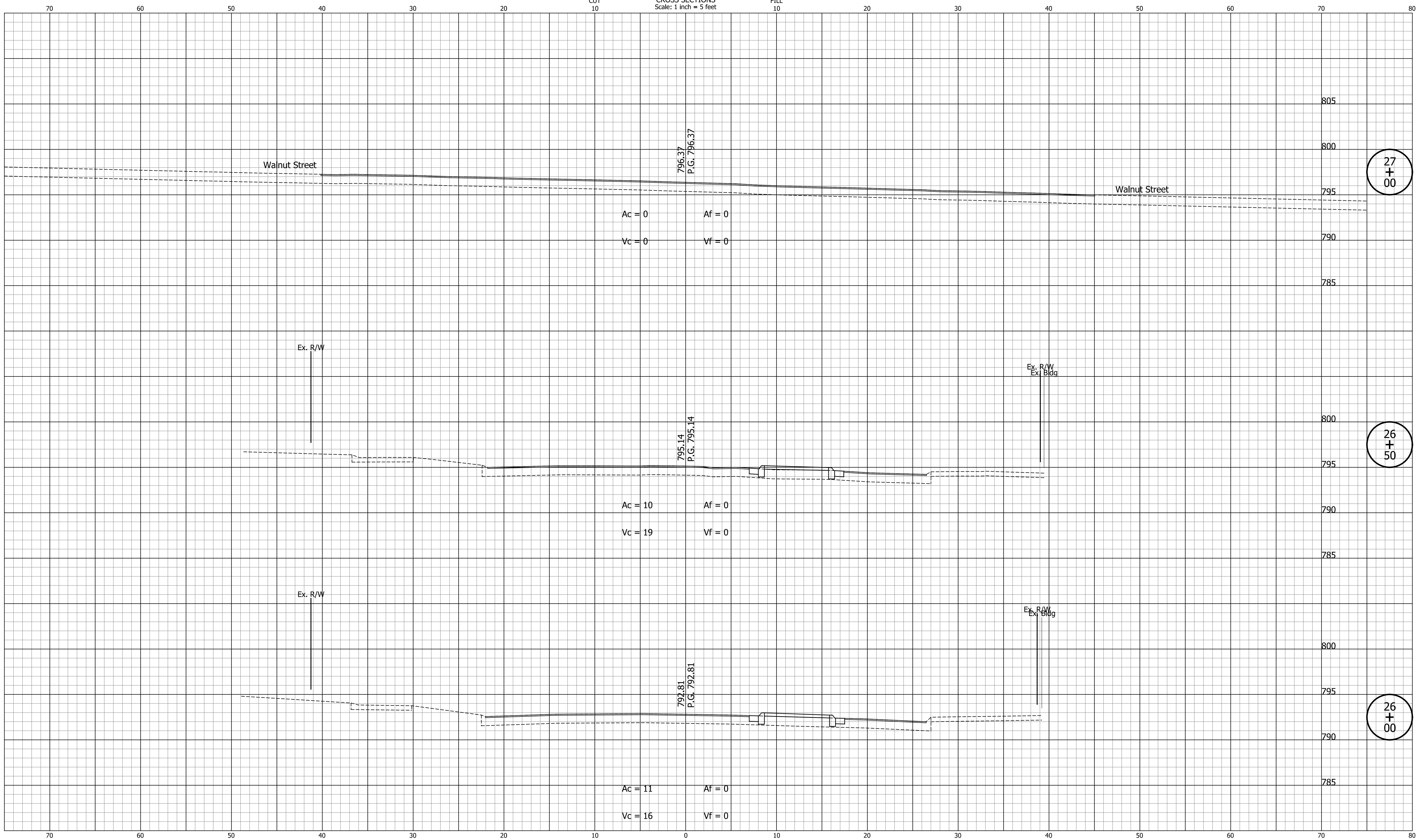
DESIGNED: _____ MTL _____	DRAWN: _____ MRO _____
CHECKED: _____ NRM _____	CHECKED: _____ MTL _____

**CITY OF
BLOOMINGTON**

**CROSS SECTIONS
LINE "PR-B"**

HORIZONTAL SCALE 1" = 5'	BRIDGE FILE N/A
VERTICAL SCALE 1" = 5'	DESIGNATION N/A
SURVEY BOOK N/A	SHEETS 64 of 87
CONTRACT N/A	PROJECT 2018.02336

CROSS SECTIONS
Scale: 1 Inch = 5 feet



27
+
00

26
+
50

26
+
00

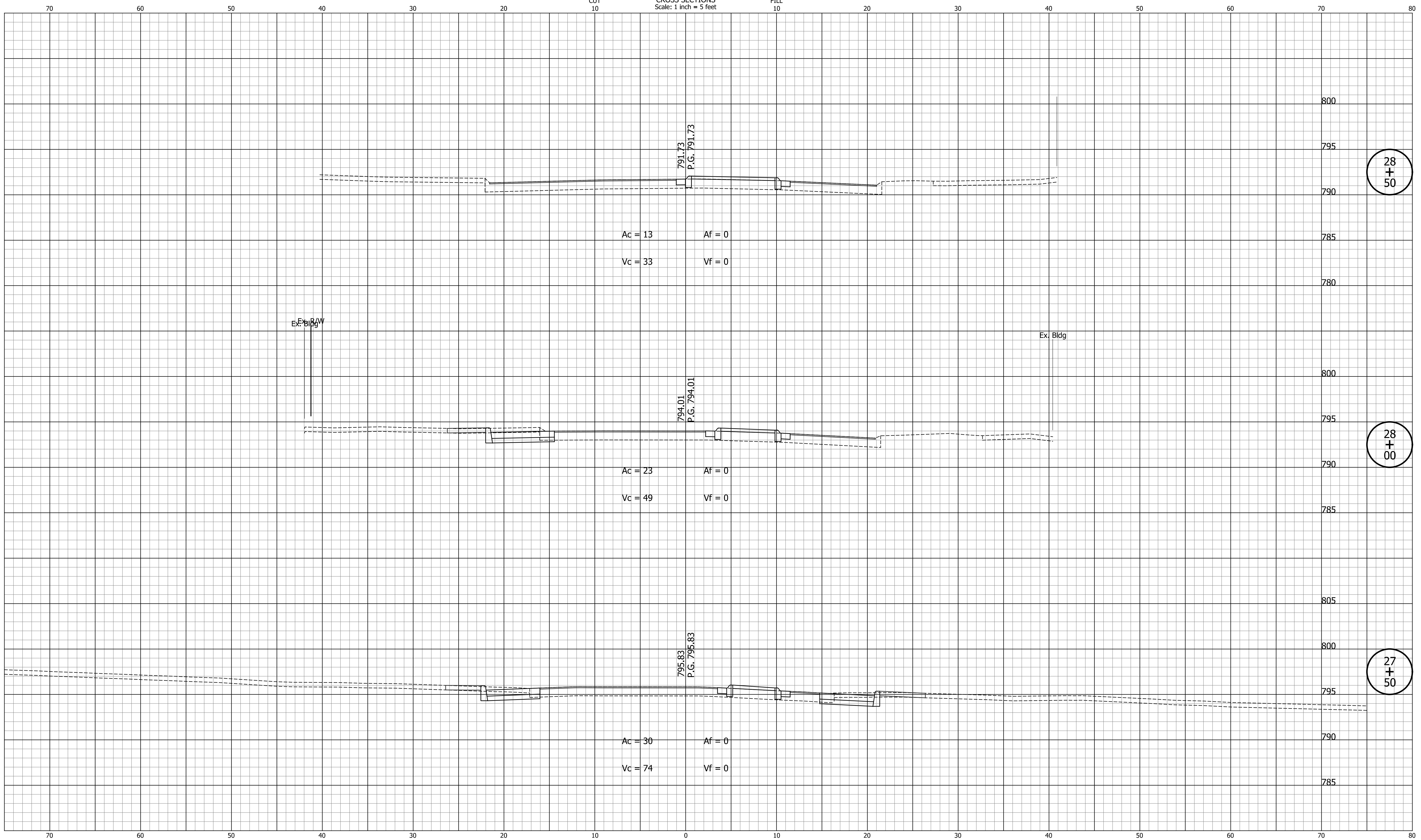
CITY OF
BLOOMINGTON
CROSS SECTIONS
LINE "PR-B"

HORIZONTAL SCALE 1" = 5'	BRIDGE FILE N/A
VERTICAL SCALE 1" = 5'	DESIGNATION N/A
SURVEY BOOK N/A	SHEETS 66 of 87
CONTRACT N/A	PROJECT 2018.02336

DESIGNED: MTL	DRAWN: MRO
CHECKED: NRM	CHECKED: MTL

I:\projects\2018\201802336\Drawings\201802336.RD.CS.PR-B.01.dgn
 Indiana State

CROSS SECTIONS
Scale: 1 inch = 5 feet



28
+
50

28
+
00

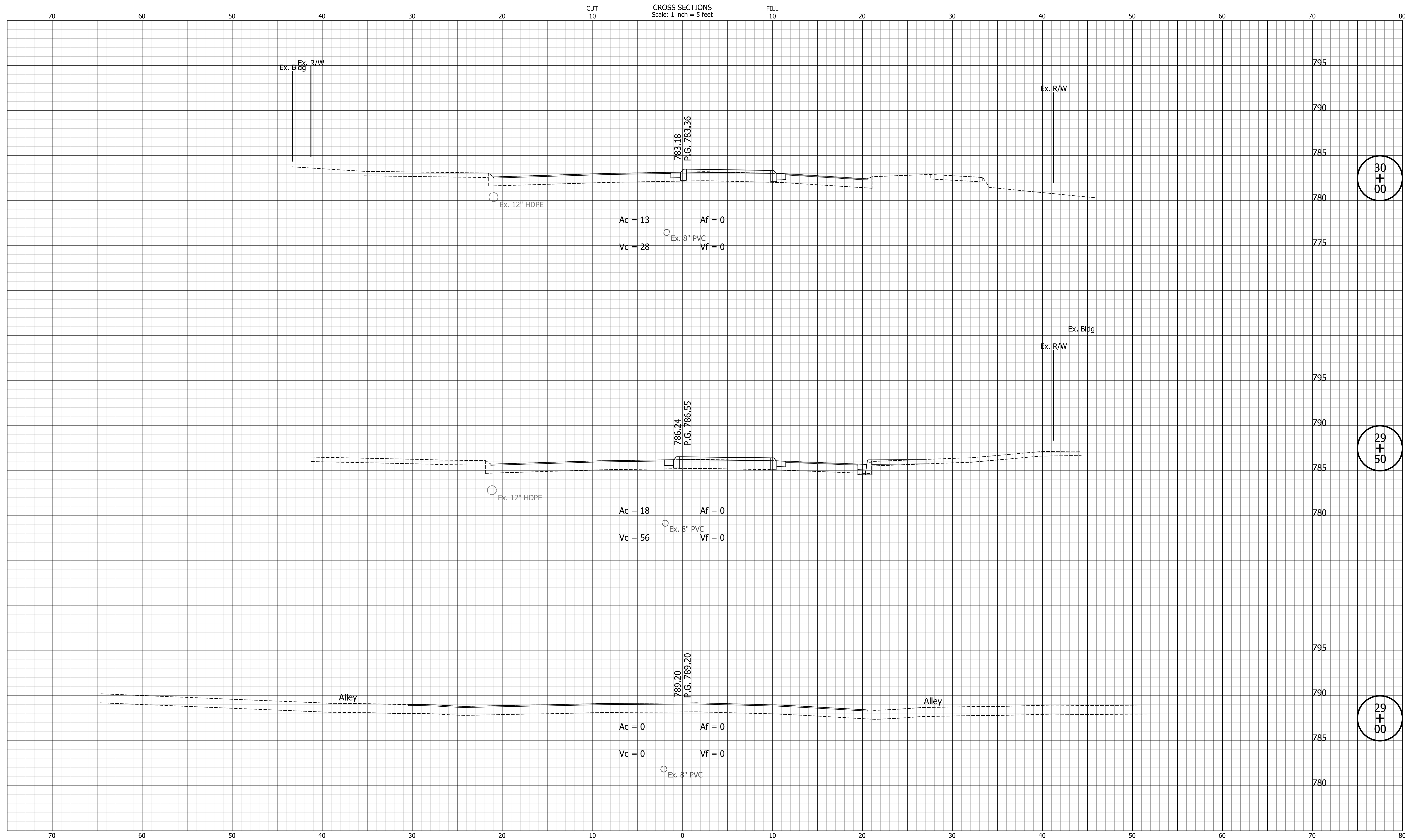
27
+
50

CITY OF
BLOOMINGTON

CROSS SECTIONS
LINE "PR-B"

HORIZONTAL SCALE	BRIDGE FILE
1" = 5'	N/A
VERTICAL SCALE	DESIGNATION
1" = 5'	N/A
SURVEY BOOK	SHEETS
N/A	67 of 87
CONTRACT	PROJECT
N/A	2018.02336

DESIGNED: MTL DRAWN: MRO
CHECKED: NRM CHECKED: MTL



I:\Projects\2018\022336\Drawings\2018022336.RD.CS.PR-B.01.dgn

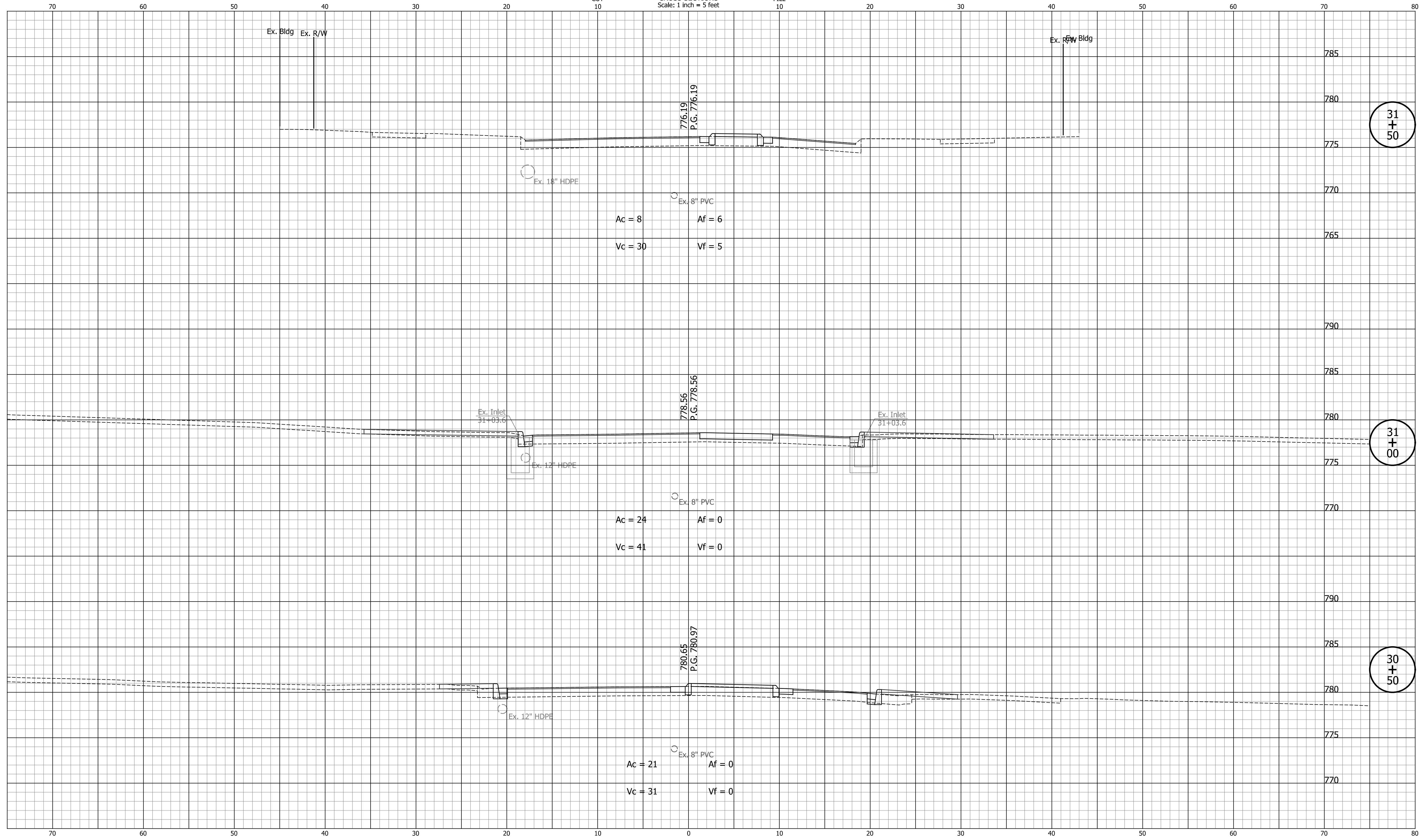
DESIGNED: <u>MTL</u>	DRAWN: <u>MRO</u>
CHECKED: <u>NRM</u>	CHECKED: <u>MTL</u>

**CITY OF
BLOOMINGTON**

**CROSS SECTIONS
LINE "PR-B"**

HORIZONTAL SCALE 1" = 5'	BRIDGE FILE N/A
VERTICAL SCALE 1" = 5'	DESIGNATION N/A
SURVEY BOOK N/A	SHEETS 68 of 87
CONTRACT N/A	PROJECT 2018.022336

CROSS SECTIONS
Scale: 1 inch = 5 feet

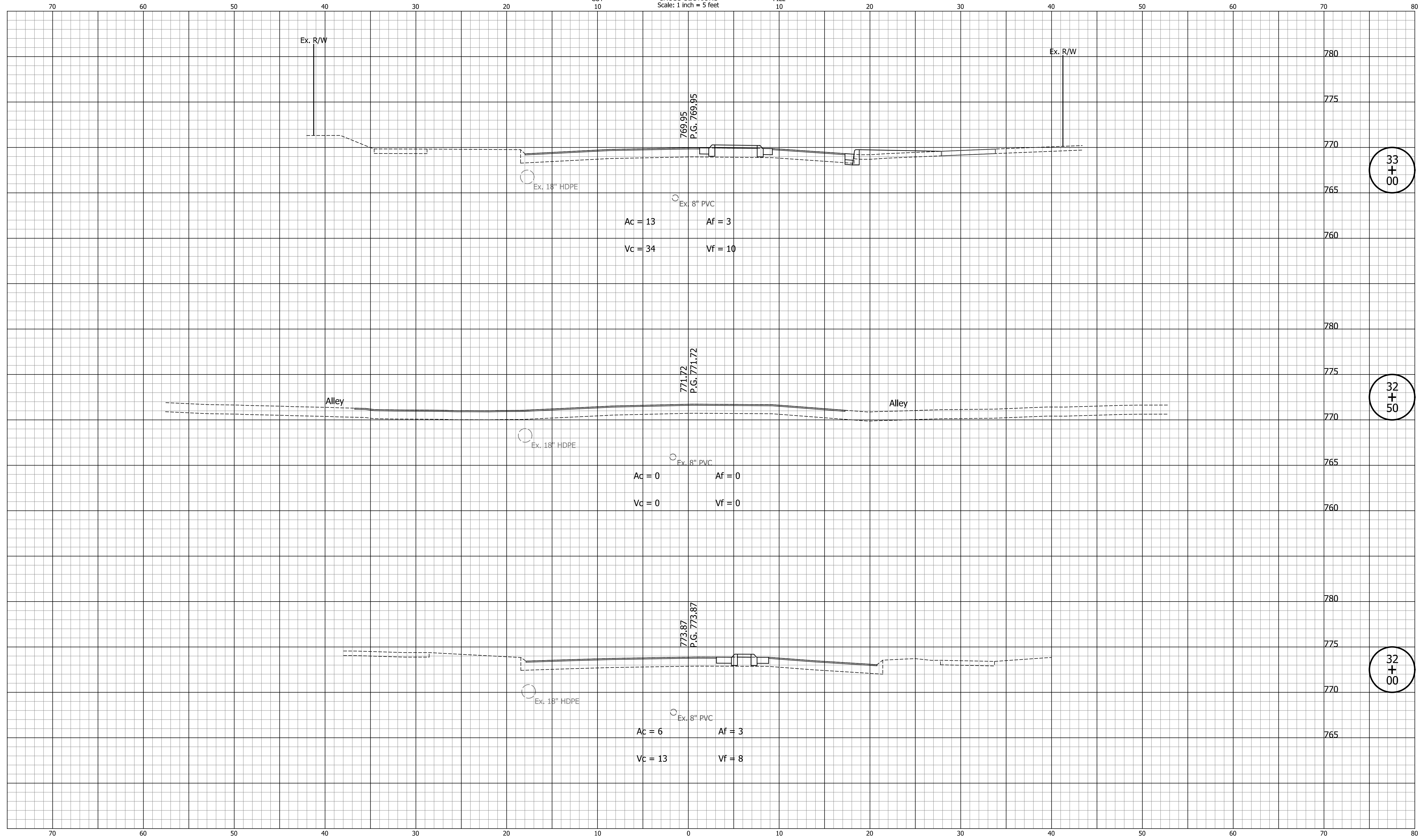


DESIGNED: MTL DRAWN: MRO
 CHECKED: NRM CHECKED: MTL

CITY OF
BLOOMINGTON
CROSS SECTIONS
LINE "PR-B"

HORIZONTAL SCALE	BRIDGE FILE
1" = 5'	N/A
VERTICAL SCALE	DESIGNATION
1" = 5'	N/A
SURVEY BOOK	SHEETS
N/A	69 of 87
CONTRACT	PROJECT
N/A	2018.02336

CROSS SECTIONS
Scale: 1 inch = 5 feet

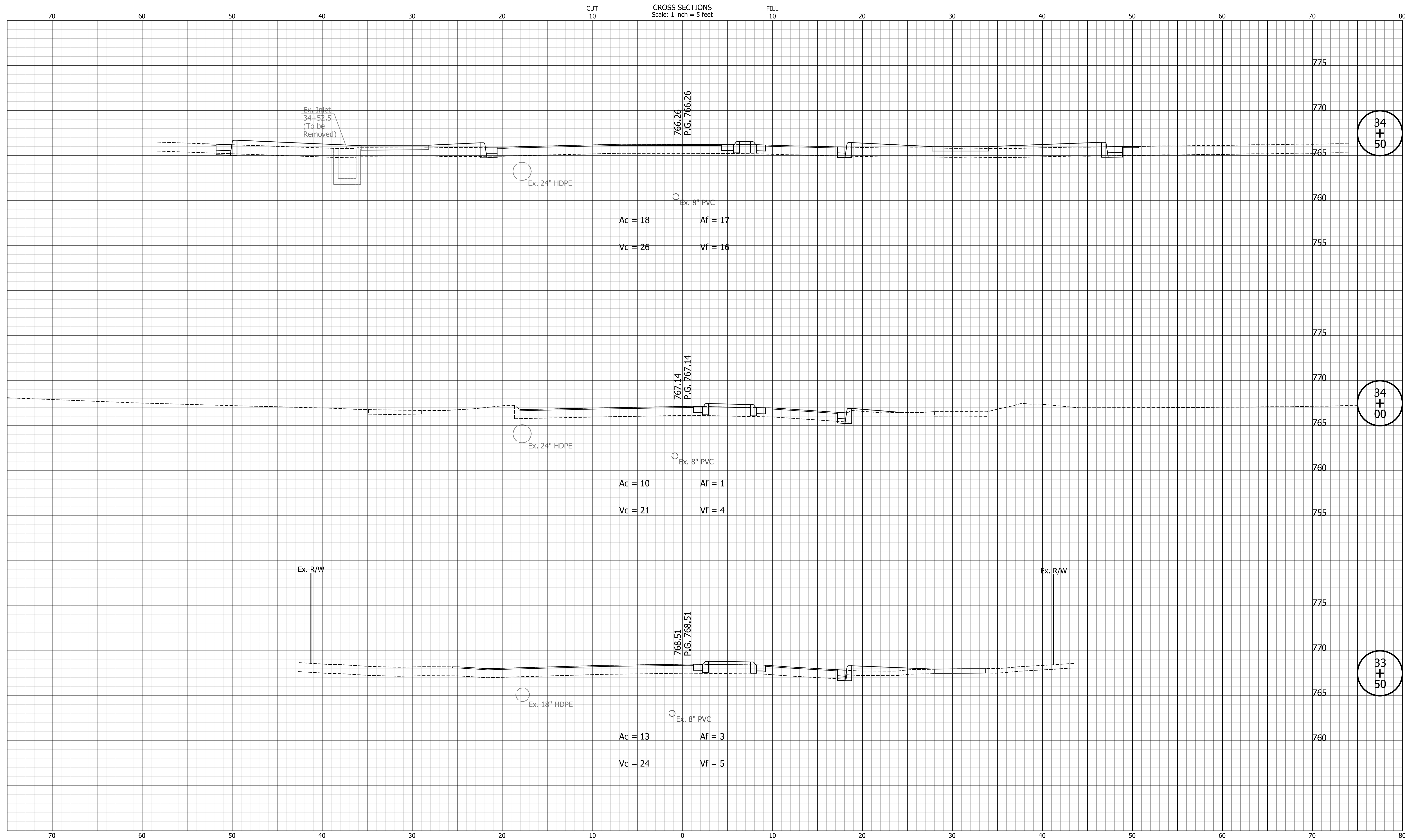


I:\projects\2018\02336\01.D Drawings\201802336.RD.CS.PR-B.01.dgn

DESIGNED: MTL DRAWN: MRO
CHECKED: NRM CHECKED: MTL

CITY OF
BLOOMINGTON
CROSS SECTIONS
LINE "PR-B"

HORIZONTAL SCALE	BRIDGE FILE
1" = 5'	N/A
VERTICAL SCALE	DESIGNATION
1" = 5'	N/A
SURVEY BOOK	SHEETS
N/A	70 of 87
CONTRACT	PROJECT
N/A	2018.02336



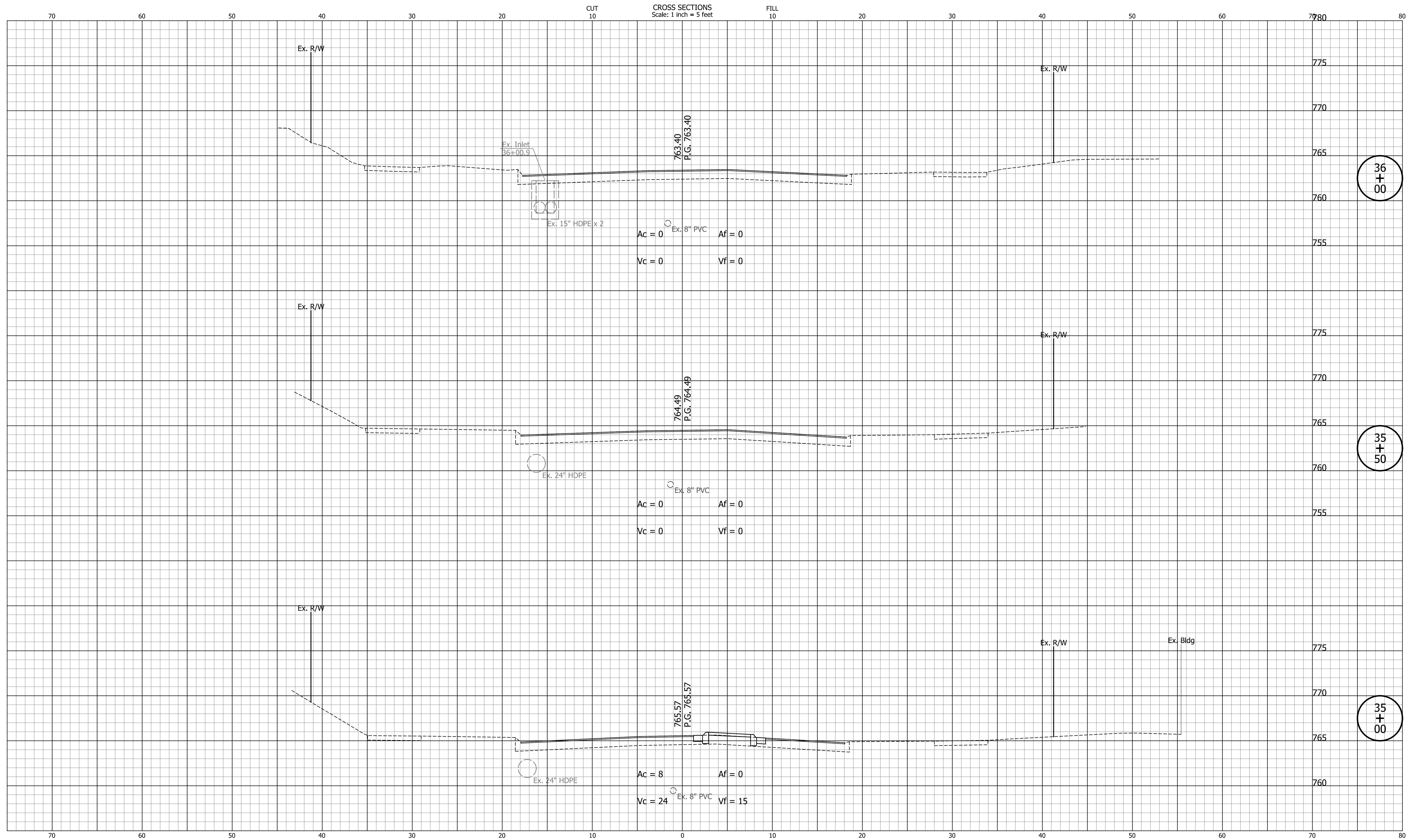
I:\Projects\2018\02336\Drawings\201802336.RD.CS.PR-B.01.dgn
 Indiana_Shafer.tbl

DESIGNED: _____	MTL	DRAWN: _____	MRO
CHECKED: _____	NRM	CHECKED: _____	MTL

CITY OF BLOOMINGTON

CROSS SECTIONS
LINE "PR-B"

HORIZONTAL SCALE	BRIDGE FILE
1" = 5'	N/A
VERTICAL SCALE	DESIGNATION
1" = 5'	N/A
SURVEY BOOK	SHEETS
N/A	71 of 87
CONTRACT	PROJECT
N/A	2018.02336



36
+
00

35
+
50

35
+
00

Ac = 0 Ex. 8" PVC Af = 0
Vc = 0 Vf = 0

Ac = 0 Ex. 8" PVC Af = 0
Vc = 0 Vf = 0

Ac = 8 Af = 0
Vc = 24 Ex. 8" PVC Vf = 15

CITY OF
BLOOMINGTON

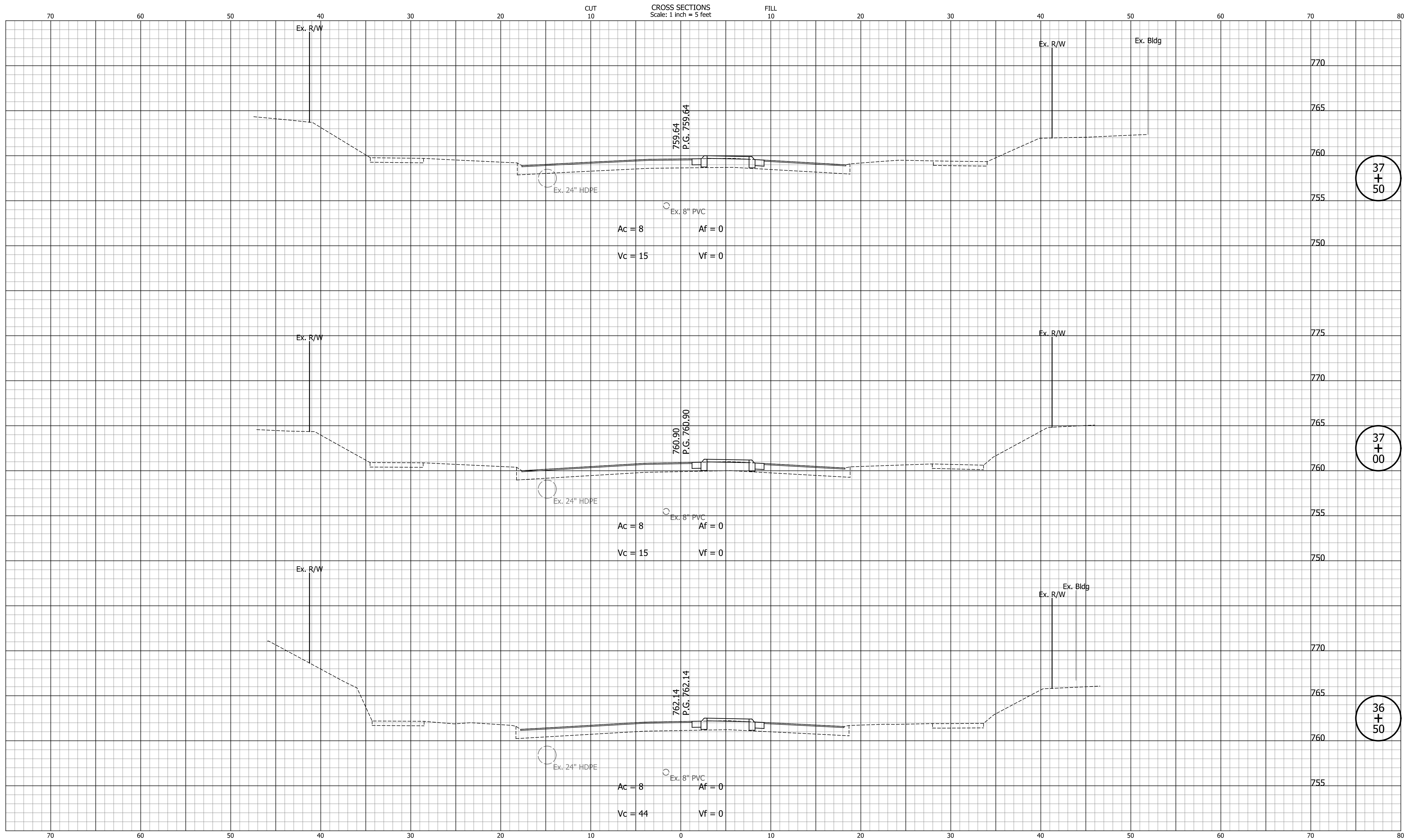
CROSS SECTIONS
LINE "PR-B"

HORIZONTAL SCALE	BRIDGE FILE
1" = 5'	N/A
VERTICAL SCALE	DESIGNATION
1" = 5'	N/A
SURVEY BOOK	SHEETS
N/A	72 of 87
CONTRACT	PROJECT
N/A	2018.02336

DESIGNED: MTL	DRAWN: MRO
CHECKED: NRM	CHECKED: MTL

I:\Projects\2018\201802336\Drawings\201802336.RD.CS.PR-B.01.dgn

CROSS SECTIONS
Scale: 1 inch = 5 feet



DESIGNED: _____	MTL	DRAWN: _____	MRO
CHECKED: _____	NRM	CHECKED: _____	MTL

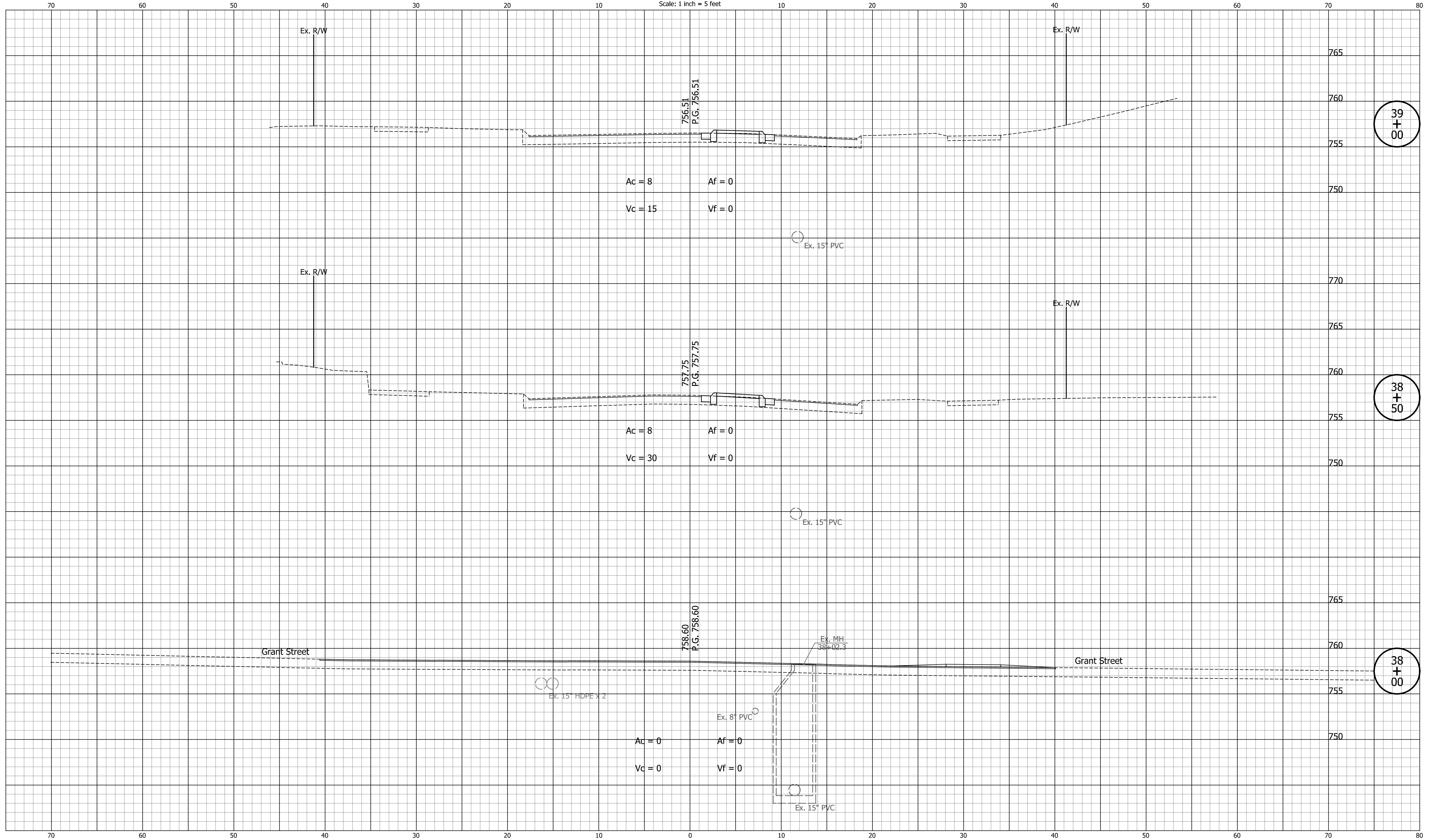
**CITY OF
BLOOMINGTON**

**CROSS SECTIONS
LINE "PR-B"**

HORIZONTAL SCALE 1" = 5'	BRIDGE FILE N/A
VERTICAL SCALE 1" = 5'	DESIGNATION N/A
SURVEY BOOK N/A	SHEETS 73 of 87
CONTRACT N/A	PROJECT 2018.02336

Inch=ft.dwg
Indiana_State.tbl

CROSS SECTIONS
Scale: 1 inch = 5 feet



39
+
00

38
+
50

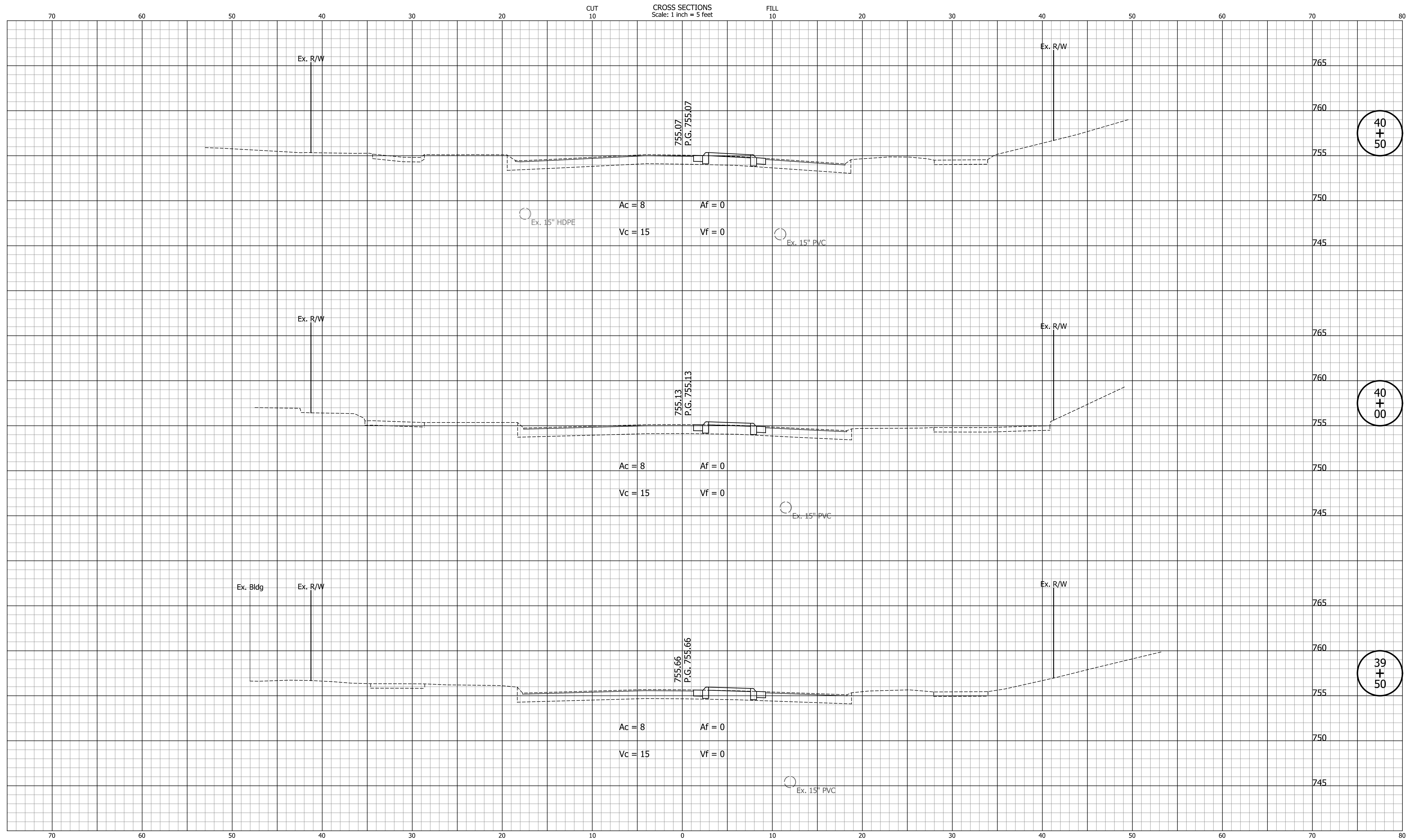
38
+
00

DESIGNED: _____	MTL	DRAWN: _____	MRO
CHECKED: _____	NRM	CHECKED: _____	MTL

**CITY OF
BLOOMINGTON**

**CROSS SECTIONS
LINE "PR-B"**

HORIZONTAL SCALE	BRIDGE FILE
1" = 5'	N/A
VERTICAL SCALE	DESIGNATION
1" = 5'	N/A
SURVEY BOOK	SHEETS
N/A	74 of 87
CONTRACT	PROJECT
N/A	2018.02336



CROSS SECTIONS
Scale: 1 Inch = 5 feet

CUT
10

FILL
10

Ac = 8 Af = 0
Vc = 15 Vf = 0

Ac = 8 Af = 0
Vc = 15 Vf = 0

Ac = 8 Af = 0
Vc = 15 Vf = 0

755.07
P.G. 755.07

755.13
P.G. 755.13

755.66
P.G. 755.66

Ex. 15" HDPE

Ex. 15" PVC

Ex. 15" PVC

Ex. 15" PVC

40
+
50

40
+
00

39
+
50

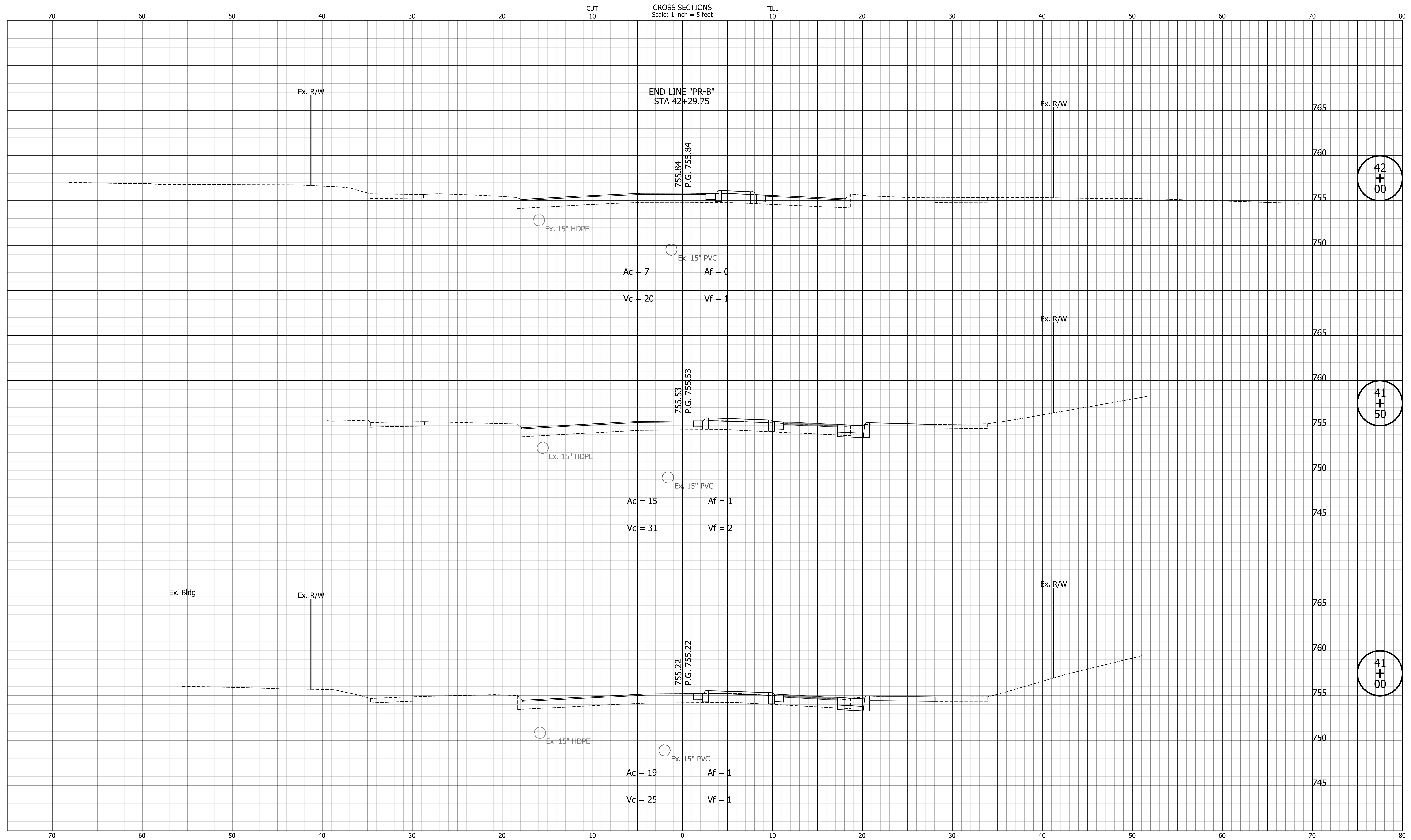
CITY OF
BLOOMINGTON

CROSS SECTIONS
LINE "PR-B"

HORIZONTAL SCALE 1" = 5'	BRIDGE FILE N/A
VERTICAL SCALE 1" = 5'	DESIGNATION N/A
SURVEY BOOK N/A	SHEETS 75 of 87
CONTRACT N/A	PROJECT 2018.02336

DESIGNED: MTL DRAWN: MRO
CHECKED: NRM CHECKED: MTL

I:\Projects\2018\201802336\Drawings\201802336.RD.CS.PR-B.01.dgn
 Indiana_Shafer.tbl



P:\2018\02336\Drawings\201802336.RD.CS.PR-B.01.dgn
 Indiana State

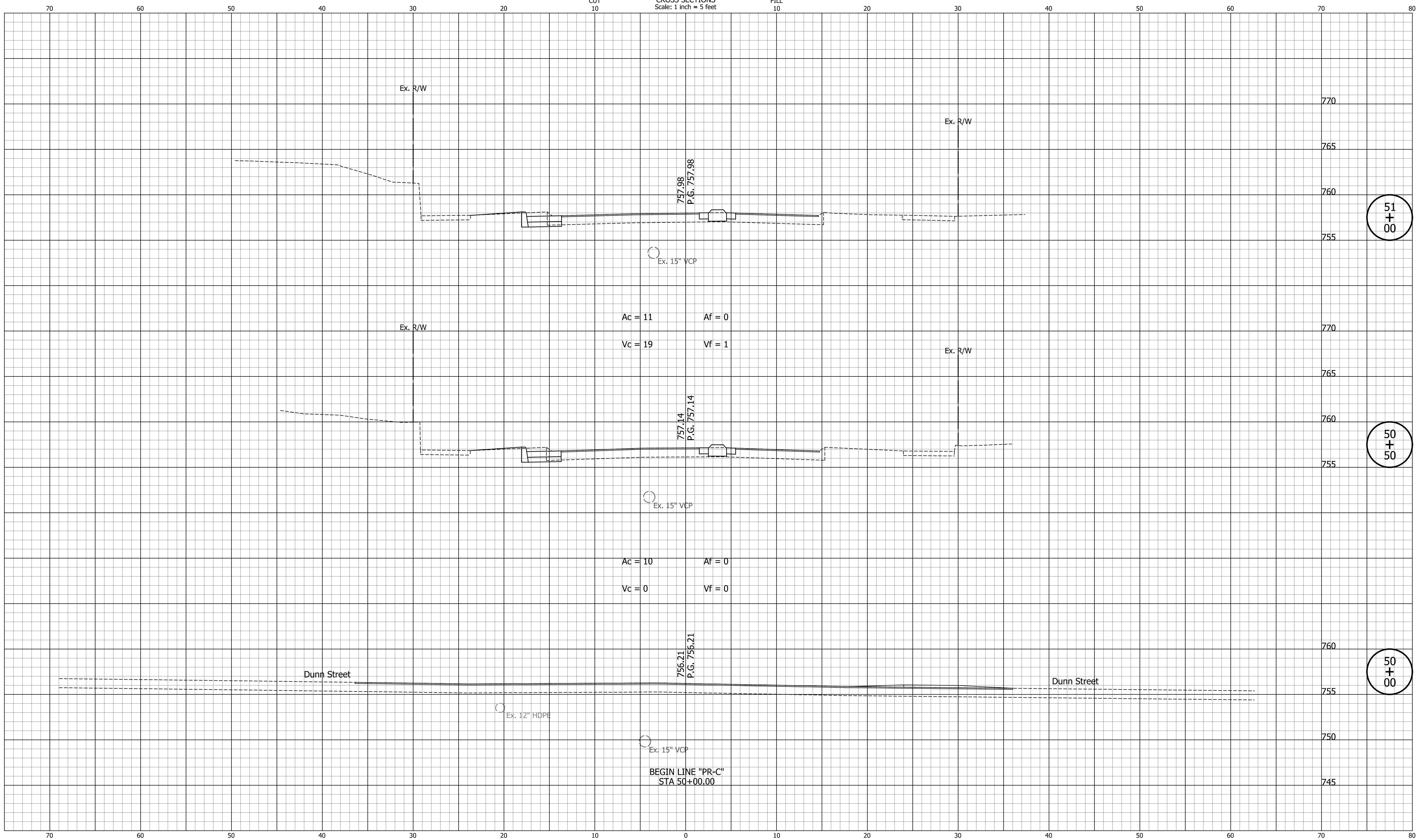
DESIGNED: _____	MTL	DRAWN: _____	MRO
CHECKED: _____	NRM	CHECKED: _____	MTL

**CITY OF
BLOOMINGTON**

**CROSS SECTIONS
LINE "PR-B"**

HORIZONTAL SCALE	BRIDGE FILE
1" = 5'	N/A
VERTICAL SCALE	DESIGNATION
1" = 5'	N/A
SURVEY BOOK	SHEETS
N/A	76 of 87
CONTRACT	PROJECT
N/A	2018.02336

CROSS SECTIONS
Scale: 1 inch = 5 feet



51
+
00

50
+
50

50
+
00

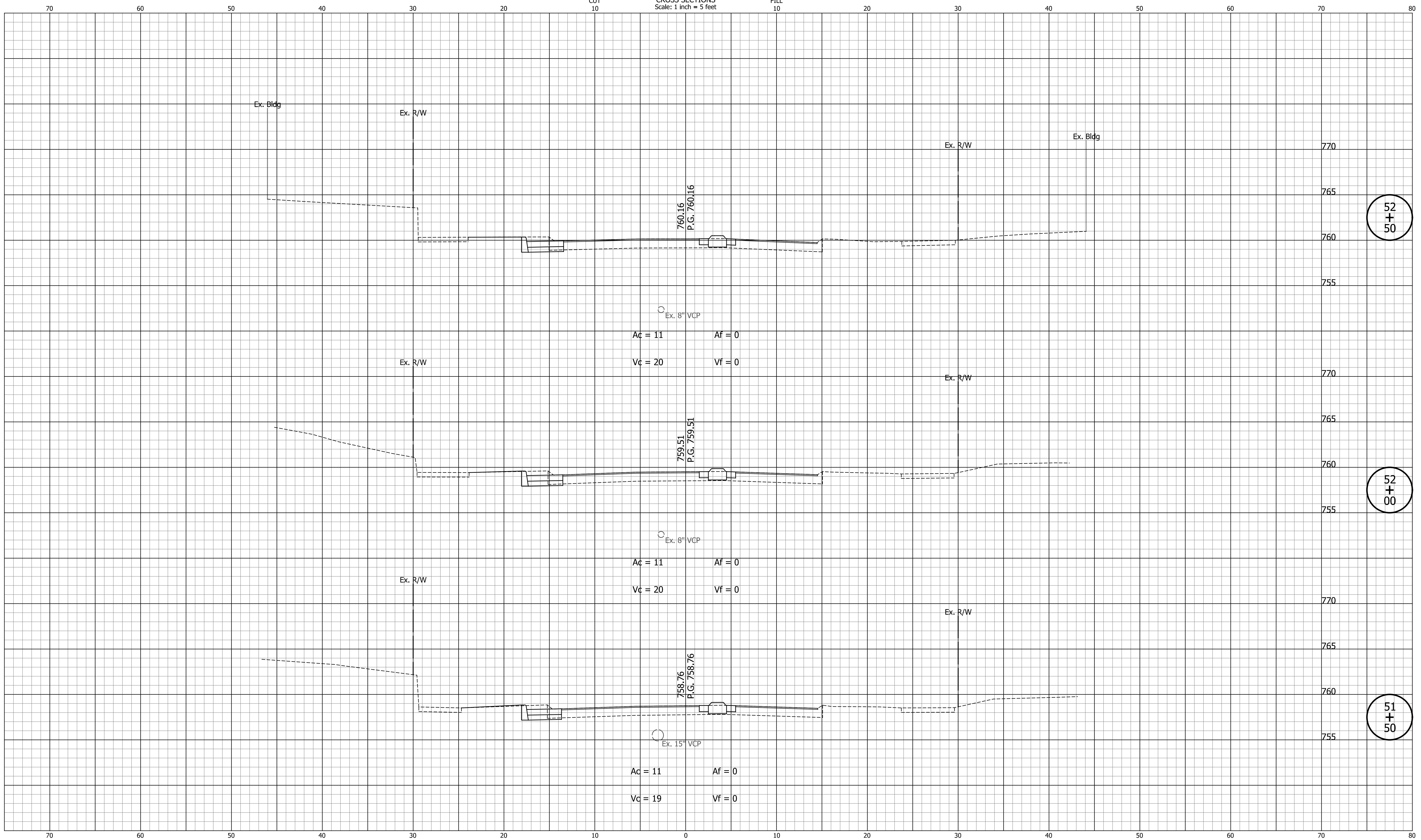
DESIGNED: MTL DRAWN: MRO
CHECKED: NRM CHECKED: MTL

CITY OF
BLOOMINGTON

CROSS SECTIONS
LINE "PR-C"

HORIZONTAL SCALE 1" = 5'	BRIDGE FILE N/A
VERTICAL SCALE 1" = 5'	DESIGNATION N/A
SURVEY BOOK N/A	SHEETS 77 of 87
CONTRACT N/A	PROJECT 2018.02336

CROSS SECTIONS
Scale: 1 Inch = 5 feet



52
+
50

52
+
00

51
+
50

○ Ex. 8" VCP
Ac = 11 Af = 0
Vc = 20 Vf = 0

○ Ex. 8" VCP
Ac = 11 Af = 0
Vc = 20 Vf = 0

○ Ex. 15" VCP
Ac = 11 Af = 0
Vc = 19 Vf = 0

CITY OF
BLOOMINGTON

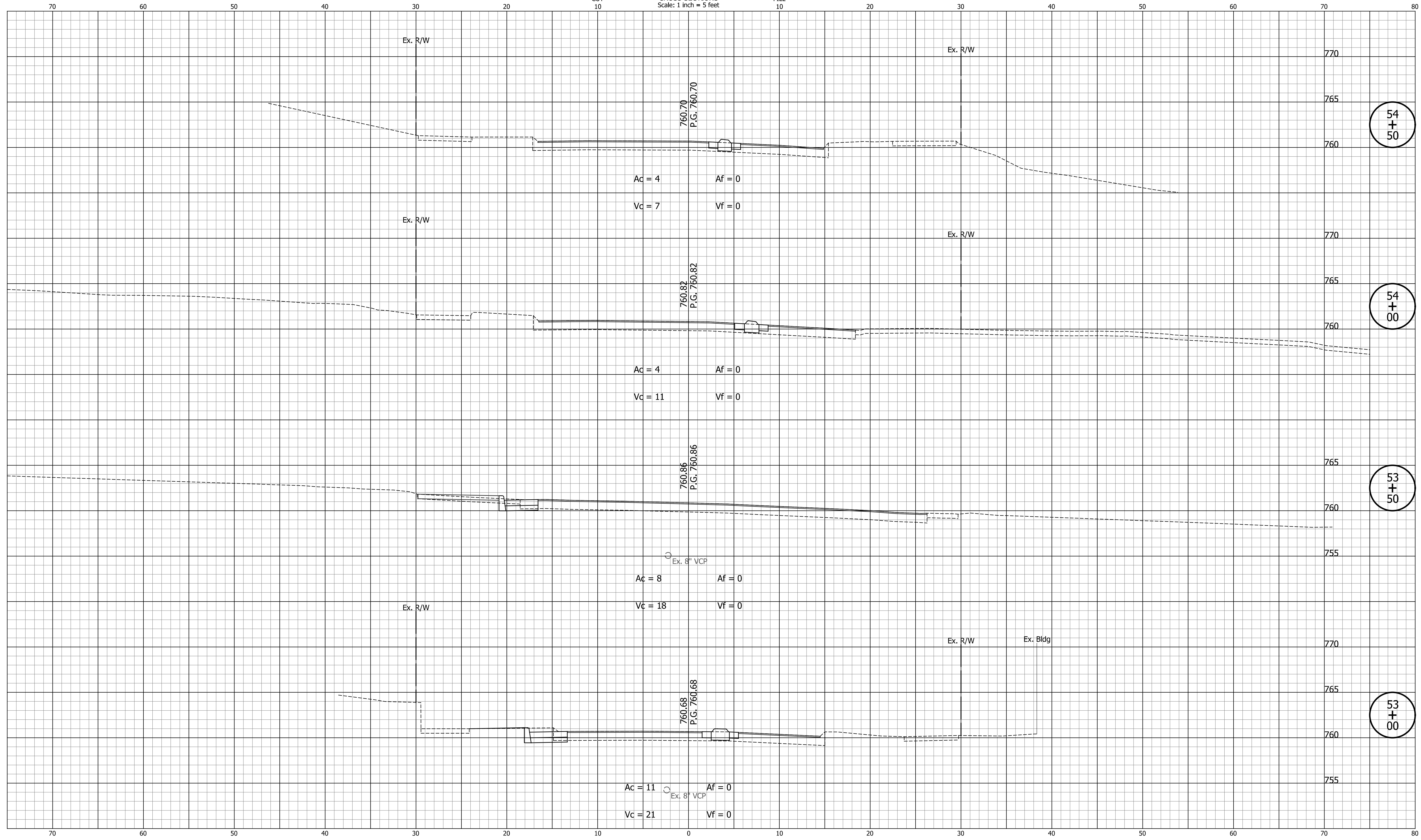
CROSS SECTIONS
LINE "PR-C"

HORIZONTAL SCALE	BRIDGE FILE
1" = 5'	N/A
VERTICAL SCALE	DESIGNATION
1" = 5'	N/A
SURVEY BOOK	SHEETS
N/A	78 of 87
CONTRACT	PROJECT
N/A	2018.02336

DESIGNED: MTL DRAWN: MRO
CHECKED: NRM CHECKED: MTL

I:\projects\2018\201802336\Drawings\201802336.RD.CS.PR-C.01.dgn
 Indiana_Shafer.tbl

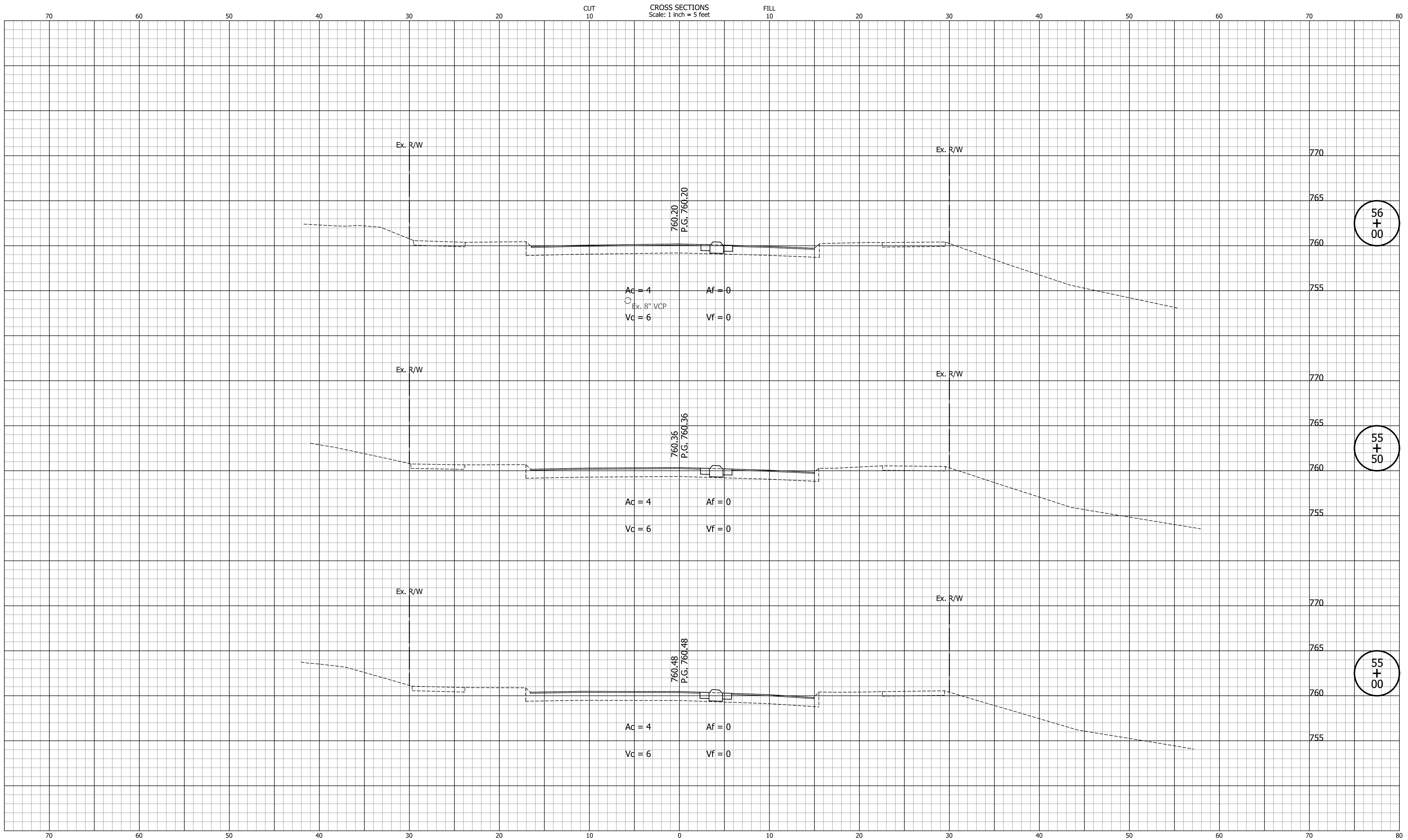
CROSS SECTIONS
Scale: 1 Inch = 5 feet



DESIGNED: MTL DRAWN: MRO
 CHECKED: NRM CHECKED: MTL

CITY OF
 BLOOMINGTON
 CROSS SECTIONS
 LINE "PR-C"

HORIZONTAL SCALE 1" = 5'	BRIDGE FILE N/A
VERTICAL SCALE 1" = 5'	DESIGNATION N/A
SURVEY BOOK N/A	SHEETS 79 of 87
CONTRACT N/A	PROJECT 2018.02336



56
+
00

55
+
50

55
+
00

I:\arch\chicago\Indiana_State.tbl

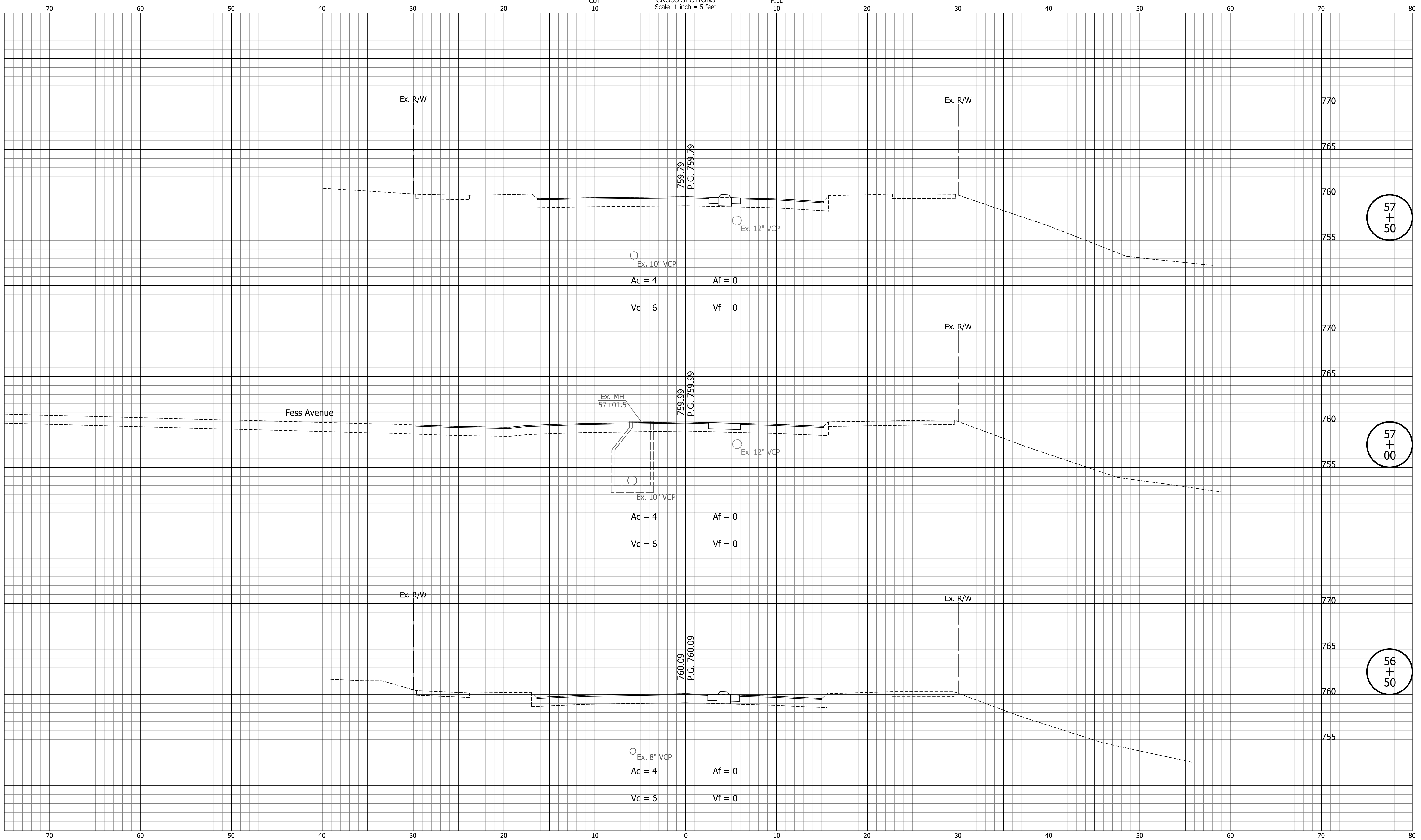
DESIGNED: _____ MTL _____	DRAWN: _____ MRO _____
CHECKED: _____ NRM _____	CHECKED: _____ MTL _____

**CITY OF
BLOOMINGTON**

**CROSS SECTIONS
LINE "PR-C"**

HORIZONTAL SCALE 1" = 5'	BRIDGE FILE N/A
VERTICAL SCALE 1" = 5'	DESIGNATION N/A
SURVEY BOOK N/A	SHEETS 80 of 87
CONTRACT N/A	PROJECT 2018.02336

CROSS SECTIONS
Scale: 1 inch = 5 feet



57
+
50

57
+
00

56
+
50

DESIGNED: MTL DRAWN: MRO
CHECKED: NRM CHECKED: MTL

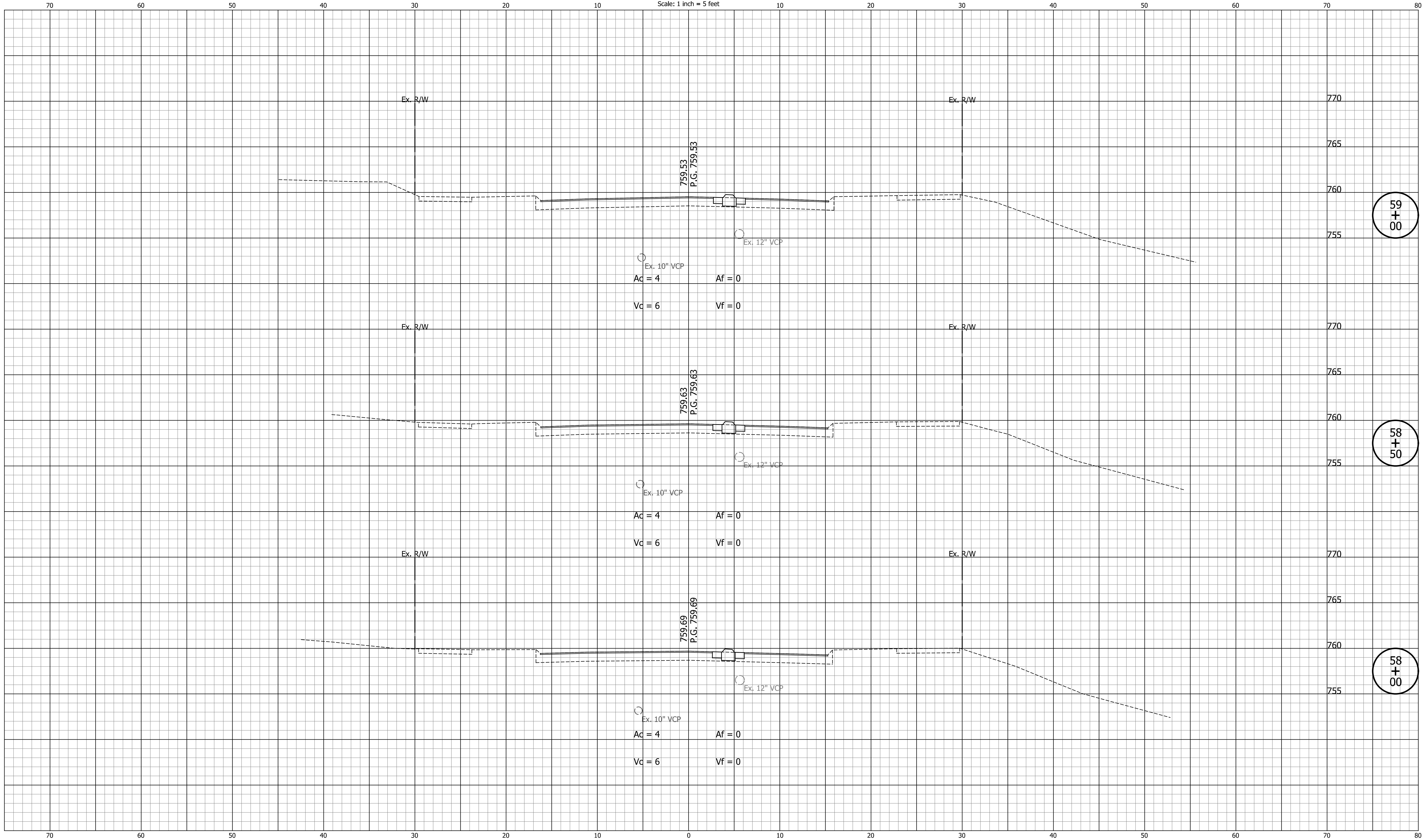
CITY OF
BLOOMINGTON

CROSS SECTIONS
LINE "PR-C"

HORIZONTAL SCALE 1" = 5'	BRIDGE FILE N/A
VERTICAL SCALE 1" = 5'	DESIGNATION N/A
SURVEY BOOK N/A	SHEETS 81 of 87
CONTRACT N/A	PROJECT 2018.02336

I:\Projects\2018\02336\Drawings\201802336.RD.CS.PR-C.01.dgn
 Indiana_Shafer.tbl

CROSS SECTIONS
Scale: 1 inch = 5 feet



59
+
00

58
+
50

58
+
00

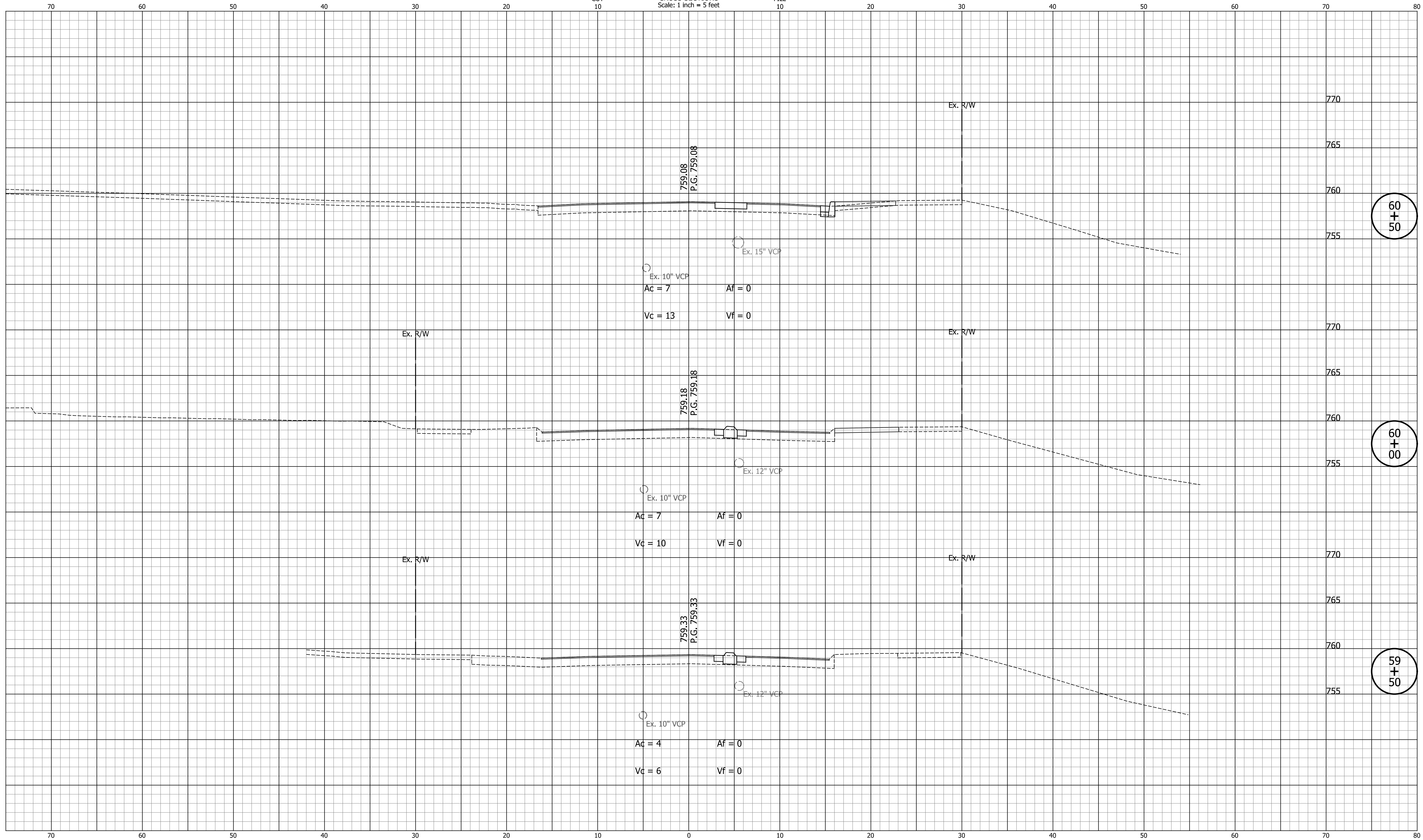
CITY OF
BLOOMINGTON

CROSS SECTIONS
LINE "PR-C"

HORIZONTAL SCALE 1" = 5'	BRIDGE FILE N/A
VERTICAL SCALE 1" = 5'	DESIGNATION N/A
SURVEY BOOK N/A	SHEETS 82 of 87
CONTRACT N/A	PROJECT 2018.02336

DESIGNED: MTL	DRAWN: MRO
CHECKED: NRM	CHECKED: MTL

CROSS SECTIONS
Scale: 1 Inch = 5 feet



60
+
50

60
+
00

59
+
50

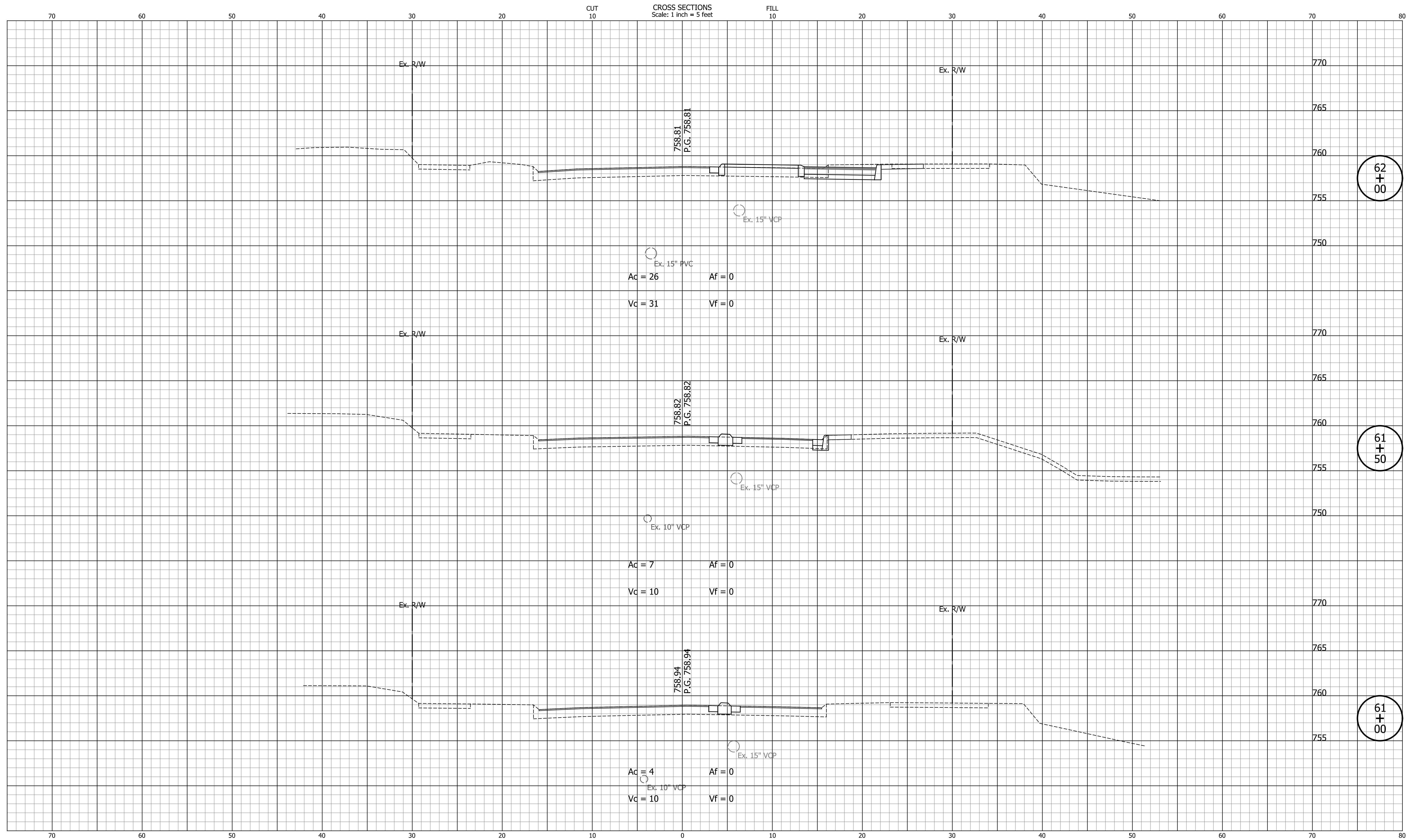
CITY OF
BLOOMINGTON

CROSS SECTIONS
LINE "PR-C"

HORIZONTAL SCALE 1" = 5'	BRIDGE FILE N/A
VERTICAL SCALE 1" = 5'	DESIGNATION N/A
SURVEY BOOK N/A	SHEETS 83 of 87
CONTRACT N/A	PROJECT 2018.02336

DESIGNED: <u>MTL</u>	DRAWN: <u>MRO</u>
CHECKED: <u>NRM</u>	CHECKED: <u>MTL</u>

Indiana State



CROSS SECTIONS
Scale: 1 inch = 5 feet

62
+
00

61
+
50

61
+
00

CITY OF
BLOOMINGTON

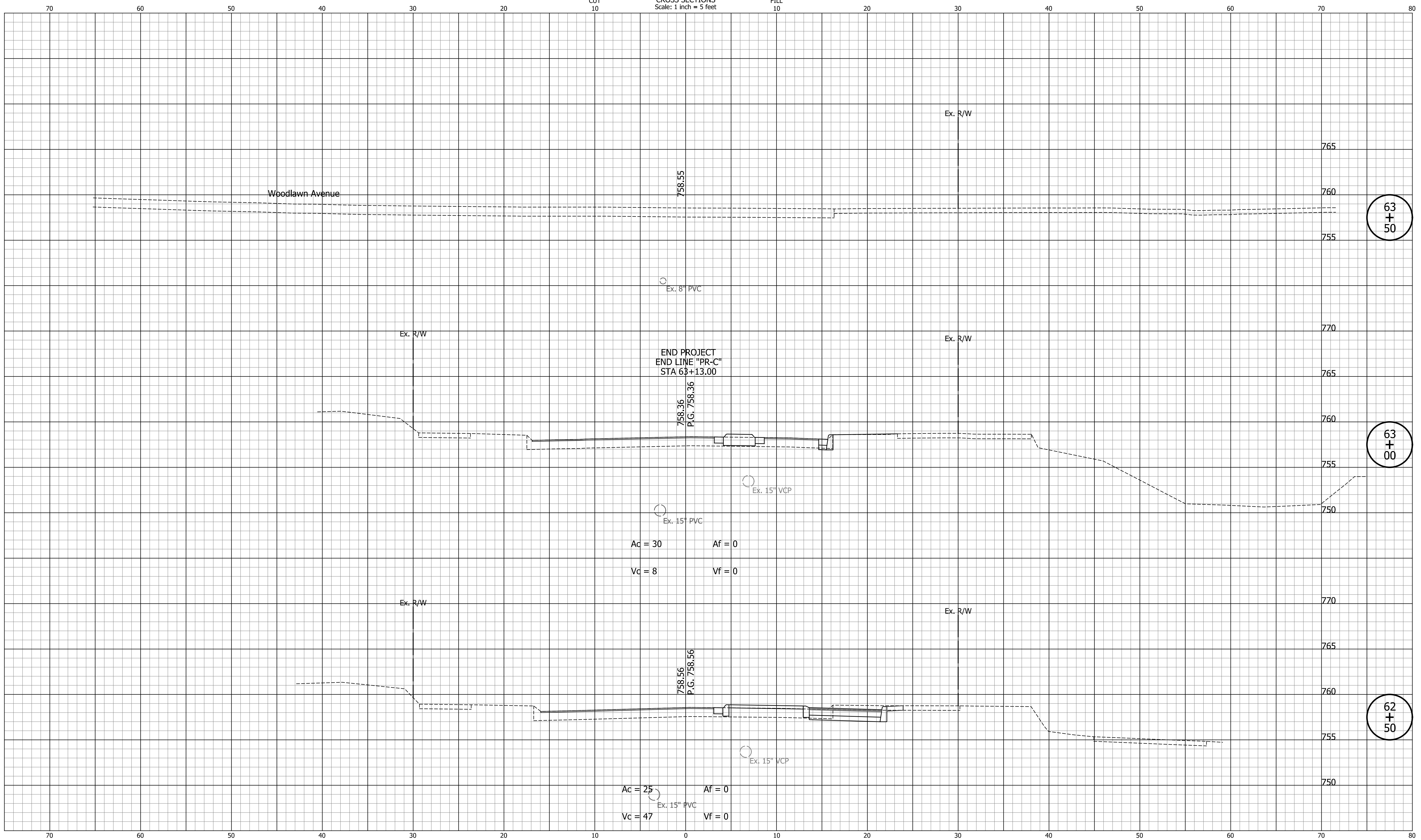
CROSS SECTIONS
LINE "PR-C"

HORIZONTAL SCALE 1" = 5'	BRIDGE FILE N/A
VERTICAL SCALE 1" = 5'	DESIGNATION N/A
SURVEY BOOK N/A	SHEETS 84 of 87
CONTRACT N/A	PROJECT 2018.02336

DESIGNED: MTL	DRAWN: MRO
CHECKED: NRM	CHECKED: MTL

P:\2018\02336\Drawings\201802336.RD.CS.PR-C.01.dgn
 Indiana State

CROSS SECTIONS
Scale: 1 inch = 5 feet



63
+
50

63
+
00

62
+
50

Ac = 30 Af = 0
Vc = 8 Vf = 0

Ac = 25 Af = 0
Vc = 47 Vf = 0


Indiana State

DESIGNED: _____ MTL DRAWN: _____ MRO
CHECKED: _____ NRM CHECKED: _____ MTL

CITY OF
BLOOMINGTON

CROSS SECTIONS
LINE "PR-C"

HORIZONTAL SCALE 1" = 5'	BRIDGE FILE N/A
VERTICAL SCALE 1" = 5'	DESIGNATION N/A
SURVEY BOOK N/A	SHEETS 85 of 87
CONTRACT N/A	PROJECT 2018.02336



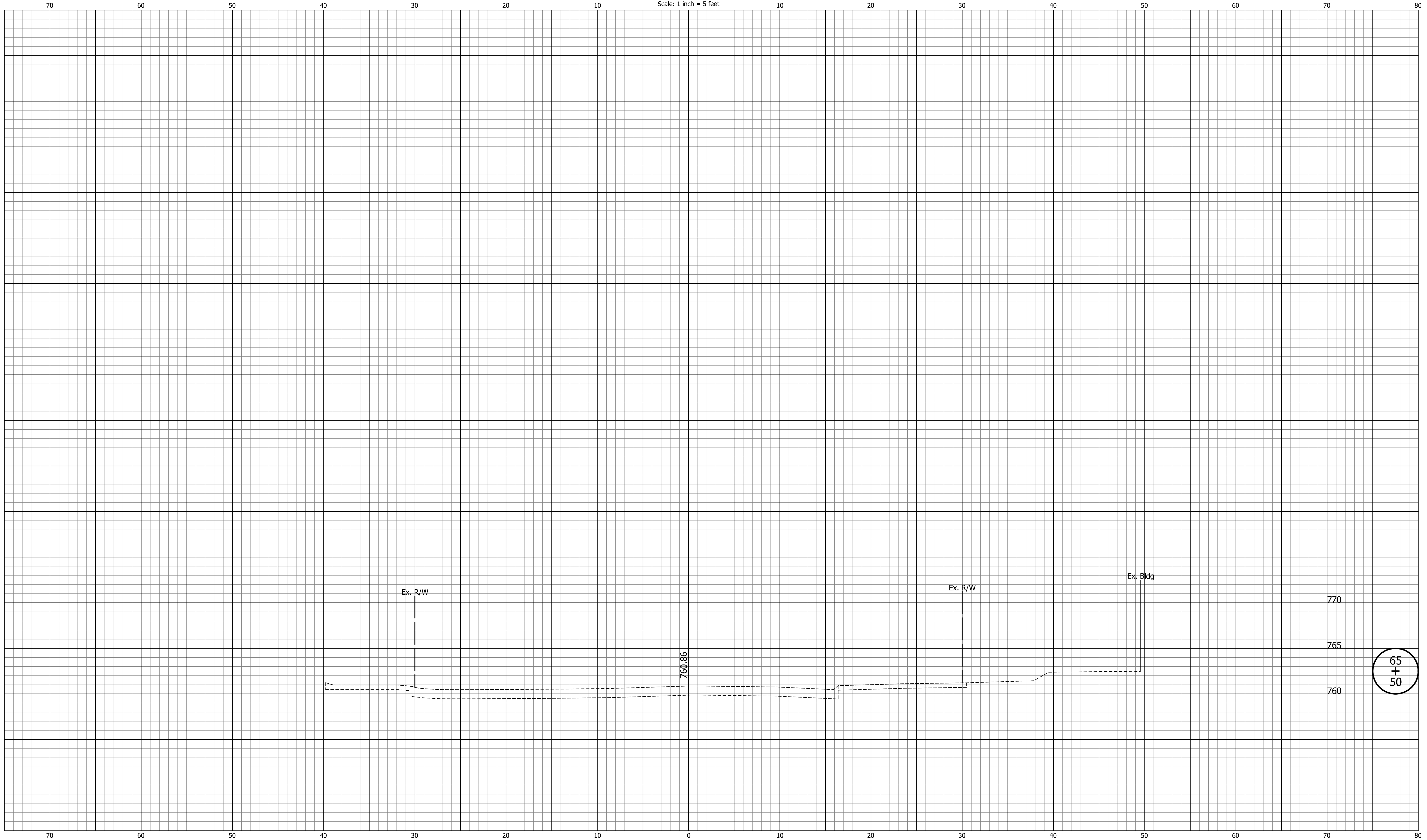
DESIGNED: MTL	DRAWN: MRO
CHECKED: NRM	CHECKED: MTL

CITY OF
BLOOMINGTON

CROSS SECTIONS
LINE "PR-C"

HORIZONTAL SCALE 1" = 5'	BRIDGE FILE N/A
VERTICAL SCALE 1" = 5'	DESIGNATION N/A
SURVEY BOOK N/A	SHEETS 86 of 87
CONTRACT N/A	PROJECT 2018.02336

CROSS SECTIONS
Scale: 1 inch = 5 feet



DESIGNED: MTL DRAWN: MRO
CHECKED: NRM CHECKED: MTL

CITY OF
BLOOMINGTON

CROSS SECTIONS
LINE "PR-C"

HORIZONTAL SCALE	BRIDGE FILE
1" = 5'	N/A
VERTICAL SCALE	DESIGNATION
1" = 5'	N/A
SURVEY BOOK	SHEETS
N/A	87 of 87
CONTRACT	PROJECT
N/A	2018.02336