

# **Board of Public Works Meeting**


## **March 25, 2025**



The City will offer virtual options, including CATS public access television (live and tape-delayed) and

Public comments and questions will be encouraged via Zoom or [bloomington.in.gov](http://bloomington.in.gov) rather than in person

The City is committed to providing equal access to information. However, despite our efforts, at times, portions of our board and commission packets are not accessible for some individuals. If you encounter difficulties accessing material in this packet, please contact April Rosenberger at [april.rosenberger@bloomington.in.gov](mailto:april.rosenberger@bloomington.in.gov) and provide your name, contact information, and a link to or description of the document or web page you are having problems with.



# CITY OF BLOOMINGTON

ECONOMIC AND SUSTAINABLE DEVELOPMENT

---

<b>Project/Event:</b>	Mobile Vendor in Right of Way
<b>PW Resolution No:</b>	2025-017
<b>Petitioner/Representative:</b>	Julia Tobin, Owner of Bloomingbowls
<b>Staff Representative:</b>	Susan Coates
<b>Meeting Date:</b>	03/25/2025

---

**Bloomingbowls**, by its owner, Julia Tobin, has applied for a Mobile Vendor License to operate a food truck/trailer. An applicant wanting to operate in the right of way must obtain permission from the Board of Public Works before a license may be issued. The Department of Economic & Sustainable Development has reviewed the application and will confirm that all rules and regulations have been met prior to issuing a license.

The business will be selling food via a mobile kitchen, food truck or trailer.

This application is for 6 months.

Staff is supportive of the request.



**RESOLUTION 2025-017**  
**CITY OF BLOOMINGTON**  
**BOARD OF PUBLIC WORKS**  
**Mobile Vendor in Public Right of Way**  
**BLOOMINGBOWLS**

WHEREAS, the Board of Public Works is empowered by Indiana Code § 36-9-6-2 to supervise the streets, alleys, sewers, public grounds, and other property of the City of Bloomington (“City”);

WHEREAS, Bloomingbowls (“Vendor”), is seeking a Mobile Vendor License under Bloomington Municipal Code 4.28;

WHEREAS, the issuance of a Mobile Vendor License under Bloomington Municipal Code 4.28 requires Vendor to submit documentation to the City—set forth at Bloomington Municipal Code 4.28.050—including an independent safety inspection, an open burn permit issued by the City of Bloomington Fire Department, and all applicable permits required by the Monroe County Health Department;

WHEREAS, Vendor has agreed to the Standards of Conduct set forth in Bloomington Municipal Code 4.28.160 and signed the Release, Hold-Harmless, and Indemnification Agreement as required by Bloomington Municipal Code 4.28.090;

WHEREAS, Vendor desires to be able to use “City property” as defined in Bloomington Municipal Code 4.28.010, which includes public on-street parking, on a temporary and transient basis for the purpose of selling food via a mobile kitchen, food truck or trailer; and

WHEREAS, under the Bloomington Municipal Code, approval to use public on-street parking and sidewalks is provided by the Board of Public Works via resolution;

NOW, THEREFORE, BE IT RESOLVED BY THE BOARD OF PUBLIC WORKS THAT:

1. Vendor has permission to use on-street public parking and sidewalks, on a temporary and transient basis, for the purposes of selling food via a mobile kitchen, food truck or trailer for 6 months beginning 5/24/2025, and ending on 11/24/2025.
2. For the avoidance of doubt, this Resolution is not the Business License referenced by Chapter 4.28 of the Bloomington Municipal Code. Thus, Vendor must ensure that all necessary documentation has been submitted to the City of Bloomington Controller and that the Business License has been issued by the City of Bloomington Controller before utilizing the permission to use on-street public parking and sidewalks granted in the paragraph above. Operating a mobile vendor without a business license is a violation of Bloomington Municipal Code 4.28.180(a)(1), and would subject Vendor to a fine of \$2,500 for the first offense.
3. For the avoidance of doubt, the following conditions—which in some instances may mirror those that exist under Title 4.28 of the Bloomington Municipal Code—attach to this approval:
  - a. Vendor agrees to maintain a clear five-foot path for pedestrians on the sidewalk at all times.
  - b. Vendor will have obtained a valid Mobile Vendor license issued by the City of Bloomington Controller prior to operation on City property, and will maintain a valid Mobile Vendor license throughout the term of Vendor’s operation on City property.
  - c. Vendor may locate his business in a public parking space within a reasonable time, no more than one hour, before the vendor begins selling food to persons. Vendor must still comply with all other restrictions regarding its location in a public parking space.

- d. Vendor shall remove his business from a public parking space within a reasonable time, no more than one hour, following the time the vendor has stopped selling food to persons. Vendor must still comply with all other restrictions regarding its location in a public parking space.
- e. Vendor will comply with all other laws, ordinances, rules and regulations in effect at the time it conducts their business, including, but not limited to: (1) Bloomington Municipal Code 4.28 (Mobile Vendors), and (2) all City parking regulations, restrictions, and ordinances.
- f. Vendor is prohibited from operating within a one block radius of a Special Event, unless prior approval has been granted by either the operator of the Special Event or the City's Board of Public Works. The Board of Public Works is not required to provide specific notice to Vendor when it recognizes a Special Event. The following are Special Events that have been recognized by the Board of Public Works:
  - 1) City of Bloomington Farmers' Market;
  - 2) City of Bloomington Holiday Market;
  - 3) The Taste of Bloomington;
  - 4) Lotus World Music and Arts Festival;
  - 5) The Fourth Street Festival;
  - 6) Arts Fair on the Square;
  - 7) Strawberry Festival;
  - 8) Canopy of Lights;
  - 9) Fourth of July Parade; and
  - 10) Any other special events approved by the City Controller.

**ADOPTED THIS THE 25th DAY OF MARCH, 2025.**

**BOARD OF PUBLIC WORKS:**

\_\_\_\_\_  
Kyla Cox Deckard, President

\_\_\_\_\_  
Elizabeth Karon, Vice President


\_\_\_\_\_  
James Roach, Secretary

ALL TERMS AND CONDITIONS CONTAINED IN THIS RESOLUTION 2025-017 ARE ACCEPTABLE AND AGREED TO BY VENDOR:

\_\_\_\_\_  
Julia Tobin

Date: \_\_\_\_\_

**RESOLUTION 2025-017**




# CITY OF BLOOMINGTON

ECONOMIC AND SUSTAINABLE DEVELOPMENT

## Business License Cover Sheet

<b>Business Name</b>	Bloomingbowls
<b>License Type</b>	Mobile Vendor License
<b>Contact</b>	Julia Tobin
<b>Phone</b>	812-345-3399
<b>Email</b>	bloomingbowls@gmail.com
<b>BPW Resolution No (if applicable)</b>	2025-017
<b>Issue Date of License</b>	5/24/2025
<b>Expiration Date of License</b>	11/24/2025
<b>Scanned?</b>	<input checked="" type="checkbox"/>
<b>Renewal Date for License</b>	11/24/2025
<b>Department Head</b>	Jane Kupersmith
<b>Record Destruction Date</b>	11/24/2028
<b>ESD Tracking No</b>	N/A
<b>Document Physical Filing Location</b>	2-drawer file cabinet at ESD Admin's desk
<b>Document Digital Filing Location</b>	I:\common\Economic Development\BUSINESS\Business Licensing\Licenses\Mobile Vendor License\Businesses

Bloomingbowls.  
Res. 2025-017



CITY OF BLOOMINGTON

## MOBILE VENDOR LICENSE APPLICATION

City of Bloomington  
Department of Economic and Sustainable Development  
401 N. Morton St. Suite 150  
Bloomington, Indiana 47404  
812-349-3418

### 1. License Length and Fee Application

Length of License: 6 Months - \$200 Paid 3/14/2025 chk# 344

### 2. Applicant Information

Name:	Julia H Tobin / Bloomingbowls, LLC		
Title/Position:	Owner		
Date of Birth:	01/12/1968		
Address:	4307 E Bill Malory Blvd		
City, State, Zip:	Bloomington, IN 47401		
E-Mail Address:	bloomingbowls@gmail.com -juliehtobin@gmail.com		
Phone Number:		Mobile Phone:	(812) 345-3399

### 3. Indiana Contact Information (For non-residents only)

If applicant is not a resident of Indiana, they must designate a resident to serve as a contact.			
Name:			
Address:			
City, State, Zip:			
E-Mail Address:			
Phone Number:		Mobile Phone:	

Received in ESD  
MAR 14 2025

#### 4. Company Information

Name of Employer:	Bloomingbowls, LLC				
Address of Employer:	same as above				
City, State, Zip:					
Employment Start Date:		End Date (If known):			
Phone Number:	(812) 345-3399				
Website / Email:	<a href="https://www.bloomingbowls.com/about">https://www.bloomingbowls.com/about</a>				
Company is a:	<input checked="" type="checkbox"/> Limited Liability Corporation (LLC)	<input type="checkbox"/> Corporation	<input type="checkbox"/> Partnership	<input type="checkbox"/> Sole Proprietor	<input type="checkbox"/> Other:

#### 5. Company Officer Information

Provide the names and addresses of all principal officers, partners, trustees, owners or other persons with controlling interests in the company.

Name	Address
Julia H. Tobin	4307 E Bill Mallory Blvd Bloomington, IN 47401

#### 6. Company Incorporation Information (For Corporations and LLCs Only)

Date of incorporation or organization:	02/26/2020
State of incorporation or organization:	Indiana
(If Not Indiana) Date qualified to transact business in state of Indiana:	

**7. Description of product or service to be sold and any equipment to be used**

Frozen acai bowls topped with homemade granola, local honey and various superfoods. Equipment used: freezer and refridgerator

Planned hours of operation:	7am-10pm	
Place or places where you will conduct business (If private property, attach written permission from property owner):	Primary location will be in the City of Bloomington Farmers Market every other weekend; will do occasional special events and may park in the downtown approved locations	
Scaled site plan showing the location of the proposed mobile food vendor unit and the properties' drives, parking access aisles, fire lanes, sidewalks and accessible routes.	Please Attach	
Have you had a similar license, either from the City of Bloomington, or a different municipality, revoked?	Yes <input type="checkbox"/>	No <input checked="" type="checkbox"/>
(If Yes) Provide details		



**8. You are required to secure, attach, and submit the following:**

<input checked="" type="checkbox"/>	A copy of the Indiana registration for the vehicle
<input checked="" type="checkbox"/>	Copy of a valid driver's license
<input checked="" type="checkbox"/>	Copy of an Indiana Driver's Record and/or equivalent of whatever State has issued the applicant his/her driver's license
<input checked="" type="checkbox"/>	Proof of an independent safety inspection of all vehicles to be used in the business (form included with app)
<input checked="" type="checkbox"/>	Proof of insurance in accordance with the limits described in Section 4.28.090 of the Bloomington Municipal Code: <ul style="list-style-type: none"><li>• Personal Injury: \$100,000.00 per occurrence and \$300,000 in the aggregate</li><li>• Property Damage: \$25,000.00 per occurrence and \$50,000.00 in the aggregate</li></ul>
<input checked="" type="checkbox"/>	Release of liability wherein the Applicant agrees to indemnify and hold harmless the City of Bloomington for losses or expenses arising out of the operation of his/her business (included with application)
<input checked="" type="checkbox"/>	A copy of the business's registration with the Indiana Secretary of State.
<input checked="" type="checkbox"/>	A copy of the Employer ID number
<input checked="" type="checkbox"/>	A signed copy of the Prohibited Location Agreement (included with application)
<input checked="" type="checkbox"/>	A signed copy of the Standards of Conduct Agreement (included with application)
<input type="checkbox"/>	Fire inspection (if required) <b>N/A</b>
<input checked="" type="checkbox"/>	Picture of truck or trailer
<input checked="" type="checkbox"/>	Copy of all applicable permits required by the Monroe County Health Department, including but not limited to a Food Service Establishment License or a Certified Food Handler License.

**For City Of Bloomington Use Only**

Received in ESD		Date Received:	Received By:	Date Approved:	Approved By:
MAR 14 2025			<i>[Signature]</i>	3/14/25	<i>[Signature]</i>



State Form 48099 (R5/7-17)  
Approved by State Board of  
Accounts 2017

## INDIANA CERTIFICATE OF VEHICLE REGISTRATION

CLASS 1	AGE 58	ISSUE DATE 08/29/2024	PUR DATE 03/11/2021	COUNTY 53 - MONROE	TP R	PL YR 24	PLATE BBACAI	PL TP PL	WEIGHT	PR YR 23	LS N	TYPE PL	PRIOR YR PL BBACAI
EXPIRATION DATE 11/14/2025		MUNICIPALITY Bloomington			VEHICLE YEAR 1966	MAKE UNK	MODEL UNK	VEHICLE IDENTIFICATION NUMBER V17375			TYPE RV	COLOR YEL/WHI	
CURRENT YEAR TAX	VEH EX TAX 12.00	EX CREDIT 0.00	DAV CREDIT 0.00	NET EX TAX 12.00	CO. WHEEL/EX TAX 40.00		MUN. WHEEL/EX TAX 0.00		STATE REG FEE 29.35		ADMIN FEE 45.00	TOTAL 126.35	
PRIOR YEAR TAX	VEH EX TAX 0.00	EX CREDIT 0.00	DAV CREDIT 0.00	NET EX TAX 0.00	CO. WHEEL/EX TAX 0.00		MUN. WHEEL/EX TAX 0.00		STATE REG FEE 0.00		ADMIN FEE 0.00	TOTAL 0.00	
REGISTRATION LICENSE TYPE PERSONALIZED RV													

JULIA HOPE TOBIN  
4307 E BILL MALLORY BLVD  
BLOOMINGTON, IN 47401-8635

C  
IINT

### IMPORTANT REGISTRATION INFORMATION

The registrant acknowledges that the information provided on the front of this form is correct. The registrant understands that proof of financial responsibility (insurance) for this vehicle will be continuously maintained during the registration period. Additional taxes and/or fees may be due if an error or an adjustment to the amount due is made.

CUSTOMER COPY



## STATE OF INDIANA

Eric J. Holcomb, Governor

Joe B. Hoage, Commissioner

Bureau of Motor Vehicles  
100 North Senate Avenue  
Indianapolis, Indiana 46204

### Certification of Driver's Record

For: JULIA HOPE TOBIN  
DOB: 01/12/1968  
STATUS: VALID as of 01/08/2025  
NUMBER of DOCUMENTS: 1

I, Rebekah Erwin, Director of Driver Records of the Indiana Bureau of Motor Vehicles and custodian of its records, hereby attest that the attached is a true and complete copy of the record, as requested, and as it appears in the files of the Indiana Bureau of Motor Vehicles.

Therefore, by my duly authorized representative, I certify this record by my signature and by the seal of the Indiana Bureau of Motor Vehicles this 8th of January, 2025.

Rebekah Erwin, Director of Driver Records





# STATE OF INDIANA

Eric J. Holcomb, Governor

## BUREAU OF MOTOR VEHICLES

100 North Senate Avenue  
Indianapolis, Indiana 46204  
Telephone: (888) 692-6841

Joe B. Hoage, Commissioner

### Indiana Official Driver Record

As of 01/08/2025 12:08 pm

**\*\* NOTE:** The BMV only retains supporting documentation for a period of 10 years \*\*

JULIA HOPE TOBIN  
4307 E BILL MALLORY BLVD  
BLOOMINGTON, IN 47401-8635

License number: 0090-31-7390  
License type: DRIVERS W/ MC  
License expires: 01/12/2030  
License status: VALID  
SR22: Not needed

Birth date: 01/12/1968      Gender: FEMALE      Current points: 0  
Social Security #:

**Physical Description:** Height: 5'7"    Weight: 190lbs    Hair color: BLOND    Eye color: BLUE    Donor: T

**Endorsements:**    MOTORCYCLE

**Pending Endorsements:**    None

**Restrictions:**    None

**Pending Restrictions:**    None

**Suspension Information -- (\* indicates active suspensions)**

    -- (\*\* indicates closed/expired active suspensions stayed)

No Suspensions were found.

**Pending Suspension Information**

No Pending Suspensions were found.

**Disqualification Information -- (\* indicates active disqualifications)**

No Disqualifications were found.

**Pending Disqualification Information**

No Pending Disqualifications were found.

**Out of State Withdrawal Information**

No OOS Withdrawals were found.

## Convictions -- (\* indicates active points)

Disposition Date	Pts	Offense Description	Offense Date	Court / Case Number	Susp IDs	Disq IDs	CMV	Hazmat
08/07/1997	0	SEAT BELT VIOLATION	05/20/1997	MONROE CIRCUIT #6 / 53C069706IF03222			No	No

## Mailing Addresses

ID	Effective Date	Street Address	City	State	ZIP Code
15	11/02/2013	4307 E BILL MALLORY BLVD	BLOOMINGTON	IN	47401-8635
14	06/01/2011	4307 E BILL MALLORY BLVD	BLOOMINGTON	IN	47401-8635
13	10/28/2009	4307 E. BILL MALLORY BOULEVARD	BLOOMINGTON	IN	47401-7431
12	09/03/2009	4307 E. BILL MALLOR BOULEVARD	BLOOMINGTON	IN	47401-7431
11	04/07/2004	54 HICKORY HEIGHTS DR	BEDFORD	IN	47421
10	04/07/2004	54 HICKORY HEIGHTS DR	BEDFORD	IN	47421-7431
9	10/01/2001	54 HICKORY HEIGHTS DR	BEDFORD	IN	47421
8	10/01/2001	54 HICLORY HEIGHTS DR	BEDFORD	IN	47421
7	03/13/2000	RR 9 BOX 444	BEDFORD	IN	47421
6	03/13/2000	RR 9 BOX 444	BEDFORD	IN	47421
5	01/20/1998	RT 9 BOX 444	BEDFORD	IN	47421
4	01/20/1998	RT 9 BOX 444	BEDFORD	IN	47421
3	09/26/1996	RT 11 BOX 767	BEDFORD	IN	47421
2	09/26/1996	RT 11 BOX 767	BEDFORD	IN	47421

## Legal Addresses

ID	Effective Date	Street Address	City	State	ZIP Code
15	11/02/2013	4307 E BILL MALLORY BLVD	BLOOMINGTON	IN	47401-8635
14	06/01/2011	4307 E BILL MALLORY BLVD	BLOOMINGTON	IN	47401-8635
10	04/07/2004	54 HICKORY HEIGHTS DR	BEDFORD	IN	47421-7431

**Credential Issuance**

Issue Date: 12/12/2023, Renew License, DRIVERS WITH MOTORCYCLE ENDORSEMENT, Endorsements: L,  
Restrictions: None, Expiration Date: 01/12/2030

Interim Credential Issue Date: 9/22/2017, Expiration Date: 10/22/2017, Reason: RENEWAL DL W/O CARD, IN-STATE,  
Control #: 11013074

Issue Date: 09/22/2017, Renew License, DRIVERS WITH MOTORCYCLE ENDORSEMENT, Endorsements: L,  
Restrictions: None, Expiration Date: 12/12/2023

Interim Credential Issue Date: 9/25/2012, Expiration Date: 10/25/2012, Reason: AMEND DL W/O CARD, IN-STATE,  
Control #: 3537831

Issue Date: 09/25/2012, Amend License, DRIVERS WITH MOTORCYCLE ENDORSEMENT, Endorsements: L,  
Restrictions: None, Expiration Date: 09/22/2017

Issue Date: 09/07/2011, Issue Motorcycle Learner, MOTORCYCLE LEARNER'S PERMIT, Endorsements: None,  
Restrictions: None, Expiration Date: 09/30/2012

Issue Date: 06/01/2011, Renew License, DRIVERS, Endorsements: None, Restrictions: None, Expiration Date:  
09/22/2017

Issue Date: 04/07/2004, Amend License, DRIVERS, Endorsements: None, Restrictions: None, Expiration Date:  
01/12/2006

Issue Date: 10/01/2001, Renew License, DRIVERS, Endorsements: None, Restrictions: B, Expiration Date: 01/12/2006

Issue Date: 03/13/2000, Amend License, DRIVERS, Endorsements: None, Restrictions: B, Expiration Date: 01/12/2002

Issue Date: 01/20/1998, Renew License, DRIVERS, Endorsements: None, Restrictions: B, Expiration Date: 01/12/2002

Issue Date: 09/26/1996, Amend License, DRIVERS, Endorsements: None, Restrictions: B, Expiration Date: 01/31/1998

Issue Date: 02/09/2006, Renew License, DRIVERS, Endorsements: None, Restrictions: None, Expiration Date:  
01/12/2012

**Remarks**

No Remarks were found.

\*\*\*\*\*  
\* End of Driver Record \*  
\*\*\*\*\*



# CITY OF BLOOMINGTON

## MOBILE VENDOR INSPECTION CHECK SHEET

COMPANY PERFORMING INSPECTION Pomp's Tire Service  
INSPECTOR'S NAME Roscoe L Knight INSPECTOR'S PHONE # 812-336-6362  
DATE OF INSPECTION 3/23/2024  
TAXICAB COMPANY Blooming Bows LLC  
VEHICLE YEAR 1966 MAKE Shasta MODEL Trailer  
VIN V17375

	PASS	FAIL	COMMENTS
LIGHTS (Front & Rear)	<input checked="" type="checkbox"/>	<input type="checkbox"/>	
FLASHERS	<input checked="" type="checkbox"/>	<input type="checkbox"/>	
REFLECTORS	<input checked="" type="checkbox"/>	<input type="checkbox"/>	
HORN	<u>NA</u>	<input type="checkbox"/>	
WINDSHIELD WIPERS	<u>NA</u>	<input type="checkbox"/>	
MIRRORS	<u>NA</u>	<input type="checkbox"/>	
SEATBELTS	<u>NA</u>	<input type="checkbox"/>	
BUMPER HEIGHT	<input checked="" type="checkbox"/>	<input type="checkbox"/>	
ALL WINDOWS	<input checked="" type="checkbox"/>	<input type="checkbox"/>	
MUFFLER	<u>NA</u>	<input type="checkbox"/>	
TIRES	<input checked="" type="checkbox"/>	<input type="checkbox"/>	
BRAKES	<u>NA</u>	<input type="checkbox"/>	
DOORS	<input checked="" type="checkbox"/>	<input type="checkbox"/>	
GENERAL CONDITION OF VEHICLE	<input checked="" type="checkbox"/>	<input type="checkbox"/>	

Attach this completed Inspection Sheet with your permit or renewal application  
and remit to:

City of Bloomington  
Department of Economic and Sustainable Development  
401 N. Morton St.  
Bloomington, Indiana 47404  
812-349-3419

Additional Comments by Inspector: \_\_\_\_\_

Inspector Signature \_\_\_\_\_

Date:

**Attach this completed Inspection Sheet with your permit or renewal application  
and remit to:**

**City of Bloomington**  
**Department of Economic and Sustainable Development**  
**401 N. Morton St.**  
**Bloomington, Indiana 47404**  
**812-349-3419**





# CERTIFICATE OF LIABILITY INSURANCE

DATE (MM/DD/YYYY)  
03/10/2025

THIS CERTIFICATE IS ISSUED AS A MATTER OF INFORMATION ONLY AND CONFERS NO RIGHTS UPON THE CERTIFICATE HOLDER. THIS CERTIFICATE DOES NOT AFFIRMATIVELY OR NEGATIVELY AMEND, EXTEND OR ALTER THE COVERAGE AFFORDED BY THE POLICIES BELOW. THIS CERTIFICATE OF INSURANCE DOES NOT CONSTITUTE A CONTRACT BETWEEN THE ISSUING INSURER(S), AUTHORIZED REPRESENTATIVE OR PRODUCER, AND THE CERTIFICATE HOLDER.

**IMPORTANT:** If the certificate holder is an ADDITIONAL INSURED, the policy(ies) must be endorsed. If SUBROGATION IS WAIVED, subject to the terms and conditions of the policy, certain policies may require an endorsement. A statement on this certificate does not confer rights to the certificate holder in lieu of such endorsement(s).

<b>PRODUCER</b> David E. Barber Insurance Inc. 7202 N. Shadeland Ave., Suite 203 Indianapolis, IN. 46250	<b>CONTACT NAME:</b> David Barber <b>PHONE (A/C, No, Ext):</b> 317-570-7075 <b>FAX (A/C, No):</b> 317-947-6183 <b>E-MAIL ADDRESS:</b> davidbarber3@gmail.com														
<b>INSURED</b> Bloomingbowls LLC 4307 E. Bill Mallory Blvd Bloomington, IN. 47401	<table><tr><th>INSURER(S) AFFORDING COVERAGE</th><th>NAIC #</th></tr><tr><td>INSURER A: Mount Vernon Fire Insurance Company</td><td></td></tr><tr><td>INSURER B: Safeco Insurance Co. of Indiana</td><td></td></tr><tr><td>INSURER C:</td><td></td></tr><tr><td>INSURER D:</td><td></td></tr><tr><td>INSURER E:</td><td></td></tr><tr><td>INSURER F:</td><td></td></tr></table>	INSURER(S) AFFORDING COVERAGE	NAIC #	INSURER A: Mount Vernon Fire Insurance Company		INSURER B: Safeco Insurance Co. of Indiana		INSURER C:		INSURER D:		INSURER E:		INSURER F:	
INSURER(S) AFFORDING COVERAGE	NAIC #														
INSURER A: Mount Vernon Fire Insurance Company															
INSURER B: Safeco Insurance Co. of Indiana															
INSURER C:															
INSURER D:															
INSURER E:															
INSURER F:															

COVERAGES		CERTIFICATE NUMBER:		REVISION NUMBER:		
THIS IS TO CERTIFY THAT THE POLICIES OF INSURANCE LISTED BELOW HAVE BEEN ISSUED TO THE INSURED NAMED ABOVE FOR THE POLICY PERIOD INDICATED. NOTWITHSTANDING ANY REQUIREMENT, TERM OR CONDITION OF ANY CONTRACT OR OTHER DOCUMENT WITH RESPECT TO WHICH THIS CERTIFICATE MAY BE ISSUED OR MAY PERTAIN, THE INSURANCE AFFORDED BY THE POLICIES DESCRIBED HEREIN IS SUBJECT TO ALL THE TERMS, EXCLUSIONS AND CONDITIONS OF SUCH POLICIES. LIMITS SHOWN MAY HAVE BEEN REDUCED BY PAID CLAIMS.						
INSR LTR	TYPE OF INSURANCE	ADDL SUBR INSD WVO	POLICY NUMBER	POLICY EFF (MM/DD/YYYY)	POLICY EXP (MM/DD/YYYY)	LIMITS
A	<input checked="" type="checkbox"/> COMMERCIAL GENERAL LIABILITY <input type="checkbox"/> CLAIMS-MADE <input checked="" type="checkbox"/> OCCUR  GEN'L AGGREGATE LIMIT APPLIES PER: <input checked="" type="checkbox"/> POLICY <input type="checkbox"/> PRO-JECT <input type="checkbox"/> LOC OTHER:	Y	CP 2644020	04/01/25	04/01/26	EACH OCCURRENCE \$ 1,000,000 DAMAGE TO RENTED PREMISES (Ea occurrence) \$ 100,000 MED EXP (Any one person) \$ 5,000 PERSONAL & ADV INJURY \$ 1,000,000 GENERAL AGGREGATE \$ 2,000,000 PRODUCTS - COM/OP AGG \$ 2,000,000
B	<input type="checkbox"/> AUTOMOBILE LIABILITY <input type="checkbox"/> ANY AUTO <input type="checkbox"/> ALL OWNED AUTOS <input type="checkbox"/> HIRED AUTOS <input checked="" type="checkbox"/> SCHEDULED AUTOS <input type="checkbox"/> NON-OWNED AUTOS		K3467038	10/15/24	10/15/25	COMBINED SINGLE LIMIT (Ea accident) \$ BODILY INJURY (Per person) \$ 100,000 BODILY INJURY (Per accident) \$ 300,000 PROPERTY DAMAGE (Per accident) \$ 100,000
	<input type="checkbox"/> UMBRELLA LIAB <input type="checkbox"/> EXCESS LIAB <input type="checkbox"/> OCCUR <input type="checkbox"/> CLAIMS-MADE DED RETENTION \$					EACH OCCURRENCE \$ AGGREGATE \$
	WORKERS COMPENSATION AND EMPLOYERS' LIABILITY ANY PROPRIETOR/PARTNER/EXECUTIVE OFFICER/MEMBER EXCLUDED? (Mandatory in NH) If yes, describe under DESCRIPTION OF OPERATIONS below	Y/N N/A				PER STATUTE OTH-ER E.L. EACH ACCIDENT \$ E.L. DISEASE - EA EMPLOYEE \$ E.L. DISEASE - POLICY LIMIT \$

DESCRIPTION OF OPERATIONS / LOCATIONS / VEHICLES (ACORD 101, Additional Remarks Schedule, may be attached if more space is required)

<b>CERTIFICATE HOLDER</b> City of Bloomington 401 E. Morton Street Bloomington, IN 47404	<b>CANCELLATION</b> SHOULD ANY OF THE ABOVE DESCRIBED POLICIES BE CANCELLED BEFORE THE EXPIRATION DATE THEREOF, NOTICE WILL BE DELIVERED IN ACCORDANCE WITH THE POLICY PROVISIONS.  AUTHORIZED REPRESENTATIVE David E. Barber
---------------------------------------------------------------------------------------------------	-------------------------------------------------------------------------------------------------------------------------------------------------------------------------------------------------------------------------------------------

© 1988-2014 ACORD CORPORATION. All rights reserved.

ACORD 25 (2014/01)

The ACORD name and logo are registered marks of ACORD

**John Hamilton**

**Mayor**

**CITY OF BLOOMINGTON**

401 N. Morton St Suite 130

P.O. Box 100

Bloomington, Indiana 47402

**DEPARTMENT OF ECONOMIC  
& SUSTAINABLE DEVELOPMENT**

p. 812.349.3418

f. 812.349.3520

**RELEASE, HOLD-HARMLESS AND INDEMNIFICATION AGREEMENT**

The undersigned, in consideration for the issuance of a license by the City of Bloomington Controller, agrees to the following:

1. The undersigned, in exchange for the issuance of a license by the City of Bloomington Controller, agrees to release, hold harmless, and forever indemnify the City of Bloomington and any and all City employees, officers, and agents from any claim or claims which may arise out of any incident connected with or in any way related to his/her issuance of a license by the City of Bloomington or his/her operation of a business which was licensed by the City of Bloomington. This includes claims for personal injury, death, property damage, and/or any other type of harm or injury.
2. The undersigned shall, and hereby does, indemnify, defend, and hold harmless the City of Bloomington and any and all City employees, officers, and agents from and against any and all actions, costs, claims, suits, losses, expenses or damages, including but not limited to attorneys' fees and court costs, arising out of the undersigned's operation of a business which has been licensed by the City of Bloomington.
3. The undersigned understands this release binds him/herself, his/her spouse, and all heirs, executors, partners, co-owners and administrators of those individuals.

The undersigned acknowledges that he/she has read this release and understands all of its terms. The undersigned signs this release voluntarily and with full knowledge of its significance.

Julia H. Tobin

Name, Printed

Julia H. Tobin

Signature

3/7/2025

Date Release Signed

State of Indiana  
Office of the Secretary of State

Certificate of Organization  
of  
**BLOOMINGBOWLS, LLC**

I, CONNIE LAWSON, Secretary of State, hereby certify that Articles of Organization of the above Domestic Limited Liability Company have been presented to me at my office, accompanied by the fees prescribed by law and that the documentation presented conforms to law as prescribed by the provisions of the Indiana Code.

NOW, THEREFORE, with this document I certify that said transaction will become effective  
Wednesday, February 26, 2020.



In Witness Whereof, I have caused to be affixed my  
signature and the seal of the State of Indiana, at the City  
of Indianapolis, February 26, 2020.

*Connie Lawson*

CONNIE LAWSON  
SECRETARY OF STATE

202002261376561 / 8534347

To ensure the certificate's validity, go to <https://bsd.sos.in.gov/PublicBusinessSearch>

Date of this notice: 02-26-2020

Employer Identification Number:  
84-4875986

Form: SS-4

Number of this notice: CP 575 A

BLOOMINGBOWLS LLC  
JULIA H TOBIN SOLE MBR  
4307 E BILL MALLORY BLVD  
BLOOMINGTON, IN 47401

For assistance you may call us at:  
1-800-829-4933

IF YOU WRITE, ATTACH THE  
STUB AT THE END OF THIS NOTICE.

**WE ASSIGNED YOU AN EMPLOYER IDENTIFICATION NUMBER**

Thank you for applying for an Employer Identification Number (EIN). We assigned you EIN 84-4875986. This EIN will identify you, your business accounts, tax returns, and documents, even if you have no employees. Please keep this notice in your permanent records.

When filing tax documents, payments, and related correspondence, it is very important that you use your EIN and complete name and address exactly as shown above. Any variation may cause a delay in processing, result in incorrect information in your account, or even cause you to be assigned more than one EIN. If the information is not correct as shown above, please make the correction using the attached tear off stub and return it to us.

Based on the information received from you or your representative, you must file the following form(s) by the date(s) shown.

Form 940	01/31/2021
Form 944	01/31/2021

If you have questions about the form(s) or the due date(s) shown, you can call us at the phone number or write to us at the address shown at the top of this notice. If you need help in determining your annual accounting period (tax year), see Publication 538, *Accounting Periods and Methods*.

We assigned you a tax classification based on information obtained from you or your representative. It is not a legal determination of your tax classification, and is not binding on the IRS. If you want a legal determination of your tax classification, you may request a private letter ruling from the IRS under the guidelines in Revenue Procedure 2004-1, 2004-1 I.R.B. 1 (or superseding Revenue Procedure for the year at issue). Note: Certain tax classification elections can be requested by filing Form 8832, *Entity Classification Election*. See Form 8832 and its instructions for additional information.

If you are required to deposit for employment taxes (Forms 941, 943, 940, 944, 945, CT-1, or 1042), excise taxes (Form 720), or income taxes (Form 1120), you will receive a Welcome Package shortly, which includes instructions for making your deposits electronically through the Electronic Federal Tax Payment System (EFTPS). A Personal Identification Number (PIN) for EFTPS will also be sent to you under separate cover. Please activate the PIN once you receive it, even if you have requested the services of a tax professional or representative. For more information about EFTPS, refer to Publication 966, *Electronic Choices to Pay All Your Federal Taxes*. If you need to make a deposit immediately, you will need to make arrangements with your Financial Institution to complete a wire transfer.



**John Hamilton**

**Mayor**

**CITY OF BLOOMINGTON**

401 N. Morton St Suite 130

P.O. Box 100

Bloomington, Indiana 47402

**DEPARTMENT OF ECONOMIC  
& SUSTAINABLE DEVELOPMENT**

p. 812.349.3418

f. 812.349.3520

### **Prohibited Location Agreement**

Bloomington Municipal Code Section 4.28.140 prohibits Mobile Vendor Units from operating in certain locations. This Agreement provides for all of the prohibited locations. Two maps are also attached to this Agreement. All signatories to this Agreement are required to review not only this Agreement, but also the attached maps prior to signing this Agreement.

As a licensed Mobile Vendor Unit, I understand and agree that I cannot and will not operate my mobile vendor unit in a manner that would violate any of the below-listed location restrictions:

- € No mobile food vendor unit shall locate in any parking lot, parking space, or parking facility owned, leased or managed by the City of Bloomington unless approval has been given by the City's Board of Public Works.
- € No mobile food vendor unit shall operate within fifty feet of any facade of a ground level establishment that also sells food or beverages, or operate within fifty feet of the perimeter of such an establishment's outdoor seating area, regardless of whether or not the mobile food vendor unit is currently conducting business. The distance restriction only applies from one hour before the opening time to an hour after the closing time posted by a ground level establishment on the facade of its building.
- € No mobile food vendor unit shall locate in an alleyway.
- € Mobile food vendor units shall be located a reasonable distance from all posted bus stops, crosswalks, driveways, alleyways, right-of-way lines of two or more intersecting streets and building entrances or walk-up windows.
- € Mobile food vendor units shall only be located on private property if the private property owner has provided both the business operator and the City written permission for the mobile food vendor unit to locate on said property.
- € No mobile food vendor unit shall locate within a one block radius of a Special Event unless prior approval has been granted by either the operator of the Special Event or the City's Board of Public Works.
- € No mobile food vendor unit shall park on City property in violation of any City parking regulation, restriction, or ordinance. For example, if parking at one, or multiple, parking meters, the operator of the mobile food vendor unit shall feed all relevant parking meters with the required monetary amount.
- € No mobile food vendor unit shall be located in a manner which would significantly impede or prevent the use of any City of Bloomington property, or which would endanger the safety or property of the public.
- € No mobile food vendor unit shall be located within fifteen feet of any fire hydrant.

- € No mobile food vendor shall locate within any zoning district except the following: Commercial General; Commercial Arterial; Commercial Downtown; Industrial General; Business Park; and Institutional.
- € No mobile food vendor operating on private property shall displace required parking or landscaping nor block any drives, parking access aisles, fire lanes, sidewalks, or accessible routes required for the private parking by the City's zoning code.
- € No mobile food vendor unit shall be located more than one foot away from the curb of the street on which it is parked.
- € No mobile food vendor unit shall park near an intersection and in a manner that blocks the line-of-sight of drivers using adjacent roadways.

**I, the undersigned, understand that if I locate my mobile vendor unit in any of the above-described prohibited locations or manner that I subject myself to fines and possible revocation of my Mobile Vendor Unit License, as so described in Chapter 4.28 of the Bloomington Municipal Code.**

**Vendor:**

Name: Julia H. Tobin

Signature: Julia H. Tobin

Date: 3/7/2025

**John Hamilton**

**Mayor**

**CITY OF BLOOMINGTON**

401 N. Morton St Suite 130

P.O. Box 100

Bloomington, Indiana 47402

**DEPARTMENT OF ECONOMIC  
& SUSTAINABLE DEVELOPMENT**

p. 812.349.3418

f. 812.349.3520

### **Standard of Conduct Agreement**

Bloomington Municipal Code Section 4.28.160 provides Standards of Conduct for all Mobile Vendor Units. This Agreement provides a list of said Standards of Conduct. All signatories to this Agreement are required to review this Agreement prior to signing this Agreement.

As a licensed Mobile Vendor Unit, I understand and agree that I cannot and will not conduct business in a manner that would violate any of the Standards of Conduct noted below:

- € Mobile food vendor unit operators shall conduct themselves at all times in an orderly and lawful manner, and shall not make, or cause to be made, any unreasonable noise of such volume as to be in violation of the City of Bloomington Noise Ordinance as stated in Title 14 of the Bloomington Municipal Code
- € A device may not be used which would amplify sounds nor may attention be drawn to the mobile food vendor unit by an aural means or a light-producing device (examples of such devices may include, but are not meant to be limited to the following: bull horns and strobe lights
- € No mobile food vendor unit may be permanently or temporarily affixed to any object, including but not limited to buildings, trees, telephone poles, streetlight poles, traffic signal poles or fire hydrants
- € No mobile food vendor unit may be used to advertise any product which is not authorized to be sold from that unit
- € Each mobile food vendor unit shall be limited to one sandwich board sign that meets the provisions of Section 20.05.086 of the Bloomington Municipal Code regardless of the zoning district in which it locates, provided a sign permit is obtained from the City's Planning and Transportation Department
- € No mobile food vendor unit may make use of any public or private electrical outlet while in operation
- € Each mobile food vendor unit shall protect against littering and shall have both an adequate trash receptacle and a separate receptacle for recyclable materials:
  - The trash and recyclable receptacles shall be emptied sufficiently often to allow disposal of litter and waste by the public at any time;
  - The trash and recyclable receptacles on the mobile food vendor unit shall not be emptied into trash or recyclable receptacles owned by the City of Bloomington;
  - Liquid from the mobile food vendor unit shall not be discharged on or in a City sewer or drain or elsewhere on City property, nor on private property without the express written consent of the owner thereof;

- Before leaving any location each mobile food vendor unit shall first pick up, remove and dispose of all trash, refuse and/or recyclable materials, including products spilled on the ground within twenty feet of the mobile food vendor unit.
- € No mobile food vendor unit shall expose any pedestrian to any undue safety or health hazards nor shall it be maintained so as to create a public nuisance
- € Each mobile food vendor unit shall be maintained free and clear of dirt, and finishes shall not be chipped, faded or unduly marred
- € Foods or beverages which present a substantial likelihood that liquid matter or particles will drop to the street or sidewalk during the process of carrying or consuming the food or beverage shall be sold in proper containers so as to avoid falling to the street or sidewalk
- € Mobile food vendor units which utilize a grill or device that may result in a spark, flame or fire shall adhere to the following additional standards:
  - Be placed approximately 20 feet from a building or structure;
  - Provide a barrier between the grill or device and the general public;
  - The spark, flame or fire shall not exceed 12 inches in height;
  - A fire extinguisher shall be within reaching distance of the mobile food vendor unit operator at all times;
- € Mobile food vendor unit operators shall be required to obey the commands of law enforcement officers or fire officials with respect to activity carried out inside of the City's jurisdictional limits, including, where possible, the removal of the mobile food vendor unit and cessation of such sales
- € No mobile food vendor unit shall ever be left unattended
- € Mobile food vendor units shall not be stored, parked or left overnight on any City property
- € All mobile food vendor units which are food service establishments as defined by Title 10.17 of the Bloomington Municipal Code shall install an approved grease interceptor or grease trap. Foods, oils and greases shall never be discharged into the City's sewer or storm drains
- € All mobile food vendor unit operators are required to collect and pay all applicable and appropriate sales taxes
- € No mobile food vendor shall provide customer seating unless approval has been provided by the City's Board of Public Works and the City's Planning and Transportation Department
- € All mobile food vendors shall comply with the lighting standards found in Chapter 20.05 of the Bloomington Municipal Code
- € All mobile food vendors shall comply with the vision clearance standards found in Chapter 20.05 of the Bloomington Municipal Code
- € No mobile food vendor shall have a drive-thru
- € The decibels of any generator(s) associated with a mobile food vendor unit shall not exceed "70dBA".
  - Such noise measurement shall be made at a height of at least four (4) feet above the ground and at a point approximately twenty-five (25) feet away from where the

noise is being emitted on a sound level meter operated on the "A" weighting network (scale).

- No person other than the operators shall be within twenty-five (25) feet of the sound level meter during the sample period.
- Sound measurements shall be conducted at that time of day or night when the relevant noise source is emitting sound.
- The sound level measurement shall be determined as follows:
  - Calibrate the sound level meter within one (1) hour before use.
  - Set the sound level meter on the "A" weighted network at slow response.
  - Set the omnidirectional microphone in an approximately seventy degree position in a location which complies with subsections (1) and (2) herein. The operator of the sound level meter shall face the noise source and record the meter's instantaneous response.
  - Recalibrate the sound level meter after use.
- It shall be unlawful for any person to interfere, through the use of sound or otherwise, with the taking of sound level measurement.

**I, the undersigned, understand that if I conduct business in violation of any the above described standards of conduct that I subject myself to fines and possible revocation of my Mobile Vendor Unit License, as so described in Chapter 4.28 of the Bloomington Municipal Code.**

**Vendor:**

Name: Julia H. Tobin

Signature: Julia H. Tobin

Date: 3/7/2025





# Mobile Food Establishment License

## Monroe County Health Department

This is to certify that:

**Bloomingbowls**  
Julia Tobin  
2361 W Rappel Avenue  
Bloomington, IN 47404

Having complied with the rules and regulations of the Monroe County Health Department as authorized by the Indiana Administrative Code and the Board of Commissioners of Monroe County, Indiana, is hereby authorized to operate a Food Service Establishment at the above location for the calendar year.



Issued:

2/7/2025

By

A handwritten signature in cursive script, reading 'Sarah Ryterband MD', is written over a horizontal line.

Monroe County Health Officer

# 2025

**NON-NEGOTIABLE AND NOT TRANSFERABLE**

**PERMIT EXPIRES FEBRUARY 28, 2026**

**ServSafe**  
National Restaurant Association

# ServSafe® CERTIFICATION

**JULIA TOBIN**

for successfully completing the standards set forth for the ServSafe® Food Protection Manager Certification Examination, which is accredited by the ANSI (American National Standards Institute) National Accreditation Board (ANAB)-Conference for Food Protection (CFP).

26886767

CERTIFICATE NUMBER

10911

EXAM FORM NUMBER

2/6/2025

DATE OF EXAMINATION

2/6/2030

DATE OF EXPIRATION

local laws apply. Check with your local regulatory agency for recertification requirements.



#0655

*Sherman L. Brown*

Sherman Brown  
Executive Vice President, Business Services



In accordance with ANSI National Accreditation Board (ANSI) Standard Z39-41-2013 (Equivalent to ISO 9001:2015).

©1996-2022 National Restaurant Association Educational Foundation (NRAEF). All rights reserved. "The ServSafe", NRAEF, National Restaurant Association and National Restaurant Association Solutions, LLC (Solutions) names and logo are registered trademarks used under license by Solutions and may not be otherwise used without the explicit written permission of the owner of each mark.

This document cannot be reproduced or altered.

Contact us with questions at 233 S. Wacker Drive, Suite 3600, Chicago, IL 60606-6383 or ServSafe@restaurant.org.



# MONROE COUNTY HEALTH DEPARTMENT COMMISSARY KITCHEN AGREEMENT

### Mobile/Facility Owner:

Mobile/Facility Name: BLOOMING BOWLS Hours of Operation: VARIOUS SAT 8-2  
Mobile/Facility Owner Name: (please print) JULIA H. TOBIN  
Mobile Owner Address: 4307 E. BILL MALLORY BLVD. BLOOMINGTON IN 47401  
Mobile/Facility Owner Signature: Julia H. Tobin Date: 1/4/2024  
☐ I own both the mobile unit and the commissary.

### Commissary Kitchen:


Commissary Kitchen Name: ONE WORLD KITCHEN SHARE  
Commissary Kitchen Address: 2361 W. RAPPEL AVE  
City: BLOOMINGTON State: IN Zip: 47404 Phone: 812-339-2256 x 22  
Email: jburton@bloomington.com Hours of Operation: 24/7/365  
Commissary Kitchen Owner Name: (please print) JEFF MEASE  
Commissary Kitchen Responsible Party Signature: Jay Burton Date: 1/4/24  
☒ Other mobile unit/food cart vendors also use this kitchen as a commissary. Number of vendors: ~ 30

### The following is available for use by the mobile unit operator:

Equipment/Service: (\*Minimum Requirement)

	Yes	No	
*Potable water	<input checked="" type="checkbox"/>	<input type="checkbox"/>	
*Wastewater disposal	<input checked="" type="checkbox"/>	<input type="checkbox"/>	
*Garbage disposal	<input checked="" type="checkbox"/>	<input type="checkbox"/>	
*Restroom access	<input checked="" type="checkbox"/>	<input type="checkbox"/>	
*3-compartment sink with drainboard space at each end	<input checked="" type="checkbox"/>	<input type="checkbox"/>	
*Mop sink	<input checked="" type="checkbox"/>	<input type="checkbox"/>	
*Hand sink	<input checked="" type="checkbox"/>	<input type="checkbox"/>	
Cooking equipment	<input checked="" type="checkbox"/>	<input type="checkbox"/>	
Refrigeration space	<input checked="" type="checkbox"/>	<input type="checkbox"/>	Number of cubic feet provided _____
Dry storage space	<input checked="" type="checkbox"/>	<input type="checkbox"/>	Number of cubic feet provided _____
Freezer space	<input checked="" type="checkbox"/>	<input type="checkbox"/>	Number of cubic feet provided _____
Ice machine access	<input checked="" type="checkbox"/>	<input type="checkbox"/>	
Overnight storage of mobile unit	<input checked="" type="checkbox"/>	<input type="checkbox"/>	
Food prep sink with drainboard	<input checked="" type="checkbox"/>	<input type="checkbox"/>	
Access to the food establishment requires a key	<input checked="" type="checkbox"/>	<input type="checkbox"/>	

\*The commissary kitchen owner agrees to provide the mobile unit operator use of the Retail Food Establishment as listed above. Changing or canceling this agreement will result in closure of the Mobile/Facility. This agreement is not transferable.\*



# CITY OF BLOOMINGTON

ECONOMIC AND SUSTAINABLE DEVELOPMENT

---

<b>Project/Event:</b>	Mobile Vendor in Right of Way
<b>PW Resolution No:</b>	2025-018
<b>Petitioner/Representative:</b>	Mustafa Nawab, Owner of Kebab on Wheels, LLC
<b>Staff Representative:</b>	Susan Coates
<b>Meeting Date:</b>	03/25/2025

---

**Kebab on Wheels, LLC**, by its owner, Mustafa Nawab, has applied for a Mobile Vendor License to operate a food truck/trailer. An applicant wanting to operate in the right of way must obtain permission from the Board of Public Works before a license may be issued. The Department of Economic & Sustainable Development has reviewed the application and will confirm that all rules and regulations have been met prior to issuing a license.

The business will be selling food via a mobile kitchen, food truck or trailer.

This application is for 1 year.

Staff is supportive of the request.

**RESOLUTION 2025-018**  
**CITY OF BLOOMINGTON**  
**BOARD OF PUBLIC WORKS**  
**Mobile Vendor in Public Right of Way**  
**KEBAB ON WHEELS, LLC**

WHEREAS, the Board of Public Works is empowered by Indiana Code § 36-9-6-2 to supervise the streets, alleys, sewers, public grounds, and other property of the City of Bloomington (“City”);

WHEREAS, Kebab on Wheels, LLC (“Vendor”), is seeking a Mobile Vendor License under Bloomington Municipal Code 4.28;

WHEREAS, the issuance of a Mobile Vendor License under Bloomington Municipal Code 4.28 requires Vendor to submit documentation to the City—set forth at Bloomington Municipal Code 4.28.050—including an independent safety inspection, an open burn permit issued by the City of Bloomington Fire Department, and all applicable permits required by the Monroe County Health Department;

WHEREAS, Vendor has agreed to the Standards of Conduct set forth in Bloomington Municipal Code 4.28.160 and signed the Release, Hold-Harmless, and Indemnification Agreement as required by Bloomington Municipal Code 4.28.090;

WHEREAS, Vendor desires to be able to use “City property” as defined in Bloomington Municipal Code 4.28.010, which includes public on-street parking, on a temporary and transient basis for the purpose of selling food via a mobile kitchen, food truck or trailer; and

WHEREAS, under the Bloomington Municipal Code, approval to use public on-street parking and sidewalks is provided by the Board of Public Works via resolution;

NOW, THEREFORE, BE IT RESOLVED BY THE BOARD OF PUBLIC WORKS THAT:

1. Vendor has permission to use on-street public parking and sidewalks, on a temporary and transient basis, for the purposes of selling food via a mobile kitchen, food truck or trailer for 1 year beginning 3/27/2025, and ending on 3/27/2026.

2. For the avoidance of doubt, this Resolution is not the Business License referenced by Chapter 4.28 of the Bloomington Municipal Code. Thus, Vendor must ensure that all necessary documentation has been submitted to the City of Bloomington Controller and that the Business License has been issued by the City of Bloomington Controller before utilizing the permission to use on-street public parking and sidewalks granted in the paragraph above. Operating a mobile vendor without a business license is a violation of Bloomington Municipal Code 4.28.180(a)(1), and would subject Vendor to a fine of \$2,500 for the first offense.

3. For the avoidance of doubt, the following conditions—which in some instances may mirror those that exist under Title 4.28 of the Bloomington Municipal Code—attach to this approval:

- a. Vendor agrees to maintain a clear five-foot path for pedestrians on the sidewalk at all times.
- b. Vendor will have obtained a valid Mobile Vendor license issued by the City of Bloomington Controller prior to operation on City property, and will maintain a valid Mobile Vendor license throughout the term of Vendor’s operation on City property.
- c. Vendor may locate his business in a public parking space within a reasonable time, no more than one hour, before the vendor begins selling food to persons. Vendor must still comply with all other restrictions regarding its location in a public parking space.

- d. Vendor shall remove his business from a public parking space within a reasonable time, no more than one hour, following the time the vendor has stopped selling food to persons. Vendor must still comply with all other restrictions regarding its location in a public parking space.
- e. Vendor will comply with all other laws, ordinances, rules and regulations in effect at the time it conducts their business, including, but not limited to: (1) Bloomington Municipal Code 4.28 (Mobile Vendors), and (2) all City parking regulations, restrictions, and ordinances.
- f. Vendor is prohibited from operating within a one block radius of a Special Event, unless prior approval has been granted by either the operator of the Special Event or the City's Board of Public Works. The Board of Public Works is not required to provide specific notice to Vendor when it recognizes a Special Event. The following are Special Events that have been recognized by the Board of Public Works:
  - 1) City of Bloomington Farmers' Market;
  - 2) City of Bloomington Holiday Market;
  - 3) The Taste of Bloomington;
  - 4) Lotus World Music and Arts Festival;
  - 5) The Fourth Street Festival;
  - 6) Arts Fair on the Square;
  - 7) Strawberry Festival;
  - 8) Canopy of Lights;
  - 9) Fourth of July Parade; and
  - 10) Any other special events approved by the City Controller.

**ADOPTED THIS THE 25th DAY OF MARCH, 2025.**

**BOARD OF PUBLIC WORKS:**

\_\_\_\_\_  
Kyla Cox Deckard, President

\_\_\_\_\_  
Elizabeth Karon, Vice President


\_\_\_\_\_  
James Roach, Secretary

ALL TERMS AND CONDITIONS CONTAINED IN THIS RESOLUTION 2025-018 ARE ACCEPTABLE AND AGREED TO BY VENDOR:

\_\_\_\_\_  
Mustafa Nawab

Date: \_\_\_\_\_

**RESOLUTION 2025-018**



# CITY OF BLOOMINGTON

ECONOMIC AND SUSTAINABLE DEVELOPMENT

## Business License Cover Sheet

Business Name	Kebab on Wheels, LLC
License Type	Mobile Vendor License
Contact	Mustafa Nawab
Phone	812-360-5387
Email	nawab46@hotmail.com
BPW Resolution No (if applicable)	2025-018
Issue Date of License	3/27/2025
Expiration Date of License	3/27/2026
Scanned?	<input checked="" type="checkbox"/>
Renewal Date for License	3/27/2026
Department Head	Jane Kupersmith
Record Destruction Date	3/27/2029
ESD Tracking No	N/A
Document Physical Filing Location	2-drawer file cabinet at ESD Admin's desk
Document Digital Filing Location	I:\common\Economic Development\BUSINESS\Business Licensing\Licenses\Mobile Vendor License\Businesses

\*waiting on COI & updated FODS DOCS.  
HOLD License  
until received.

Received 3/20/25 >

Date: 3/18/25

Kabob on Wheels.

RES. 2025-018



CITY OF BLOOMINGTON

## MOBILE VENDOR LICENSE APPLICATION

City of Bloomington  
Department of Economic and Sustainable Development  
401 N. Morton St. Suite 150  
Bloomington, Indiana 47404  
812-349-3418

### 1. License Length and Fee Application

Length of License: ☐ 24 Hours ☐ 3 Days ☐ 7 Days ☐ 30 Days ☐ 3 Months ☐ 6 Months ☒ 1 Year

License Fee: \$25 \$30 \$50 \$75 \$150 \$200 \$350

Ad  
OK  
1083.  
3/18/25

### 2. Applicant Information

Name:	Mustafa Nawab		
Title/Position:	CEO		
Date of Birth:	01/12/1990		
Address:	4748 E Donington Dr		
City, State, Zip:	Bloomington, IN, 47401		
E-Mail Address:	nawab46@hotmail.com		
Phone Number:	812-360-5387	Mobile Phone:	812-360-5387

### 3. Indiana Contact Information (For non-residents only)

If applicant is not a resident of Indiana, they must designate a resident to serve as a contact.

Name:			
Address:			
City, State, Zip:			
E-Mail Address:			
Phone Number:		Mobile Phone:	

Received in ESD

MAR 18 2025

3/18/25 - sent email  
\*waiting on COI & Food Docs



#### 4. Company Information

Name of Employer:	Mustafa Nawab				
Address of Employer:	4748 E Donington Dr				
City, State, Zip:	Bloomington, IN, 47401				
Employment Start Date:	02/01/2025	End Date (If known):	N/A		
Phone Number:	812-360-5387				
Website / Email:	nawab46@hotmail.com				
Company is a:	<input checked="" type="checkbox"/> Limited Liability Corporation (LLC)	<input type="checkbox"/> Corporation	<input type="checkbox"/> Partnership	<input type="checkbox"/> Sole Proprietor	<input type="checkbox"/> Other:

#### 5. Company Officer Information

Provide the names and addresses of all principal officers, partners, trustees, owners or other persons with controlling interests in the company.

Name	Address
Mustafa Nawab	4748 e donington dr bloomington IN 47401

#### 6. Company Incorporation Information (For Corporations and LLCs Only)

Date of incorporation or organization:	01/01/2024
State of incorporation or organization:	Indiana
(If Not Indiana) Date qualified to transact business in state of Indiana:	

**7. Description of product or service to be sold and any equipment to be used**

Planned hours of operation:	
Place or places where you will conduct business (If private property, attach written permission from property owner):	Switchyard park bloomington Indiana
Scaled site plan showing the location of the proposed mobile food vendor unit and the properties' drives, parking access aisles, fire lanes, sidewalks and accessible routes.	Please Attach
Have you had a similar license, either from the City of Bloomington, or a different municipality, revoked?	Yes <input type="checkbox"/> No <input checked="" type="checkbox"/>
(If Yes) Provide details	



State Form 48099 (R5/7-17)  
Approved by State Board of  
Accounts 2017

# INDIANA CERTIFICATE OF VEHICLE REGISTRATION

CLASS 11	AGE 16	ISSUE DATE 01/09/24	PUR DATE 10/08/16	COUNTY 53 - MONROE	TP R	PL YR 24	PLATE 394RI	PL TP PA	WEIGHT	PR YR 23	LS N	TYPE PA	PRIOR YR PL 394RI
EXPIRATION DATE 08/21/25	MUNICIPALITY NONE OF THE ABOVE			VEHICLE YEAR 08	MAKE FOR	MODEL ECO	VEHICLE IDENTIFICATION NUMBER 1FCKE39L28DB07273			TYPE TK	COLOR WHI		
CURRENT YEAR TAX	EX TAX 21.00	EX CREDIT 0.00	DAV CREDIT 0.00	NET EX TAX 21.00	CO. WHEEL/SUR 25.00	MUN. WHEEL/SUR 0.00	STATE REG FEE 36.35	ADMIN FEE 0.00	TOTAL 82.35				
PRIOR YEAR TAX	EX TAX 0.00	EX CREDIT 0.00	DAV CREDIT 0.00	NET EX TAX 0.00	CO. WHEEL/SUR 0.00	MUN. WHEEL/SUR 0.00	STATE REG FEE 0.00	ADMIN FEE 0.00	TOTAL 0.00				
REGISTRATION LICENSE TYPE PASSENGER - NEW PLATE TYPE													



0101

DEBAH & SHAFIK NAWAB  
4748 E DONINGTON DR  
BLOOMINGTON IN 47401-8599

Legal Address  
4748 E DONINGTON DR  
BLOOMINGTON IN 47401-8599



000.00.000

## INSTRUCTIONS FOR APPLYING PLATE DECALS:

1. Verify plate number and decal match.
2. Do not attempt to apply decal if temperature is below -10 degrees Fahrenheit.
3. Clean and dry plate before affixing new decal.
4. Remove decal by bending corner of card under decal along dotted line.
5. Next, lift up corner of decal where card is creased.
6. Decal is fragile peel decal off slowly.
7. Place decal in the upper right corner of your license plate.
8. Rub or press firmly around edges of decal after applyin

PEEL HERE



## STATE OF INDIANA

Mike Braun, Governor

Kevin M. Garvey, Commissioner  
Bureau of Motor Vehicles  
100 North Senate Avenue  
Indianapolis, Indiana 46204


### Certification of Driver's Record

For: SHAFIK NAWAB  
DOB: 12/09/1960  
STATUS: VALID as of 03/18/2025  
NUMBER of DOCUMENTS: 1

I, Rebekah Erwin, Director of Driver Records of the Indiana Bureau of Motor Vehicles and custodian of its records, hereby attest that the attached is a true and complete copy of the record, as requested, and as it appears in the files of the Indiana Bureau of Motor Vehicles.

Therefore, by my duly authorized representative, I certify this record by my signature and by the seal of the Indiana Bureau of Motor Vehicles this 18th of March, 2025.

Rebekah Erwin, Director of Driver Records





# STATE OF INDIANA

Mike Braun, Governor

## BUREAU OF MOTOR VEHICLES

100 North Senate Avenue  
Indianapolis, Indiana 46204  
Telephone: (888) 692-6841

Kevin M. Garvey, Commissioner

### Indiana Official Driver Record

As of 03/18/2025 9:49 am

**\*\* NOTE:** The BMV only retains supporting documentation for a period of 10 years **\*\***

SHAFIK NAWAB  
4748 E DONINGTON DR  
BLOOMINGTON, IN 47401-8599

License number: 0130-70-5041  
License type: DRIVERS  
License expires: 12/09/2029  
License status: VALID  
SR22: Not needed

Birth date: 12/09/1960      Gender: MALE      Current points: 0  
Social Security #:

**Physical Description:** Height: 5'7"    Weight: 145lbs    Hair color: BLACK    Eye color: BROWN    Donor: T

**Endorsements:** None

**Pending Endorsements:** None

**Restrictions:** None

**Pending Restrictions:** None

**Suspension Information -- (\* indicates active suspensions)**  
-- (\*\* indicates closed/expired active suspensions stayed)

No Suspensions were found.

#### Pending Suspension Information

No Pending Suspensions were found.

#### Disqualification Information -- (\* indicates active disqualifications)

No Disqualifications were found.

#### Pending Disqualification Information

No Pending Disqualifications were found.

#### Out of State Withdrawal Information

No OOS Withdrawals were found.

Driver number: 0130-70-5041 SHAFIK NAWAB

DOB: 12/09/1960

Convictions -- (\* indicates active points)

Disposition Date	Pts	Offense Description	Offense Date	Court / Case Number	Susp IDs	Disq IDs	CMV	Hazmat
08/20/2019	2	SPEEDING 55/40	07/06/2019	WISCONSIN / WI BE225183			No	No
06/27/2019	0	SEAT BELT VIOLATION	05/30/2019	MONROE CIRCUIT # 8 / 53C081906IF003343			No	No
01/24/2011	4	FAILURE TO OBEY SIGNS OR MARKINGS	12/18/2010	DAVIESS SUPERIOR / 14D011012IF1868			No	No
01/24/2011	0	NON-POINTABLE VIOLATION	12/18/2010	DAVIESS SUPERIOR / 14D011012IF1867			No	No
06/16/2009	0	SEAT BELT VIOLATION	06/05/2009	MONROE CIRCUIT #5 / 53C050906IF07254			No	No
04/25/2006	2	SPEEDING 55/45	03/30/2006	BROWN CIRCUIT / 07C010604IF0412			No	No
07/14/2003	2	SPEEDING	06/30/2003	PENNSYLVANIA / PA L0279742			No	No
11/21/2000	4	SPEEDING 71/55	09/11/2000	MONROE CIRCUIT #3 / 53C030009IF11698			No	No

Driver number: 0130-70-5041 SHAFIK NAWAB

DOB: 12/09/1960

**Mailing Addresses**

ID	Effective Date	Street Address	City	State	ZIP Code
12	01/29/2019	4748 E DONINGTON DR	BLOOMINGTON	IN	47401-8599
11	03/30/2017	4748 E DONINGTON DR	BLOOMINGTON	IN	47401-8599
10	07/24/2014	1034 S COLCHESTER CT	BLOOMINGTON	IN	47401-8019
9	07/02/2013	1034 S COLCHESTER CT	BLOOMINGTON	IN	47401-8019
8	08/09/2012	1034 S COLCHESTER CT	BLOOMINGTON	IN	47401-8019
7	07/25/2011	1034 S COLCHESTER CT APT 1034	BLOOMINGTON	IN	47401
6	07/25/2011	1034 S COLCHESTER CT	BLOOMINGTON	IN	47401
5	11/25/2002	1034 S COLCHESTER CT	BLOOMINGTON	IN	47408
3	03/18/1999	4402 ELOUIS AVE	BLOOMINGTON	IN	47408
2	01/14/1999	4402 ELOUIS AVE	BLOOMINGTON	IN	47408
1	03/18/1999	4402 ELOUIS AVE	BLOOMINGTON	IN	47408

**Legal Addresses**

ID	Effective Date	Street Address	City	State	ZIP Code
11	03/30/2017	4748 E DONINGTON DR	BLOOMINGTON	IN	47401-8599
9	07/02/2013	1034 S COLCHESTER CT	BLOOMINGTON	IN	47401-8019
8	08/09/2012	1034 S COLCHESTER CT	BLOOMINGTON	IN	47401-8019
4	11/25/2002	1034 S COLCHESTER CT	BLOOMINGTON	IN	47408



Driver number: 0130-70-5041 SHAFIK NAWAB

DOB: 12/09/1960

### Credential Issuance

Interim Credential Issue Date: 8/8/2023, Expiration Date: 9/7/2023, Reason: DUPLICATE DL, IN-STATE, Control #: 22337700

Issue Date: 08/08/2023, Duplicate License, DRIVERS, Endorsements: None, Restrictions: None, Expiration Date: 12/09/2029

Interim Credential Issue Date: 7/8/2023, Expiration Date: 8/7/2023, Reason: RENEWAL DL W/O CARD, IN-STATE, Control #: 22170199

Issue Date: 07/08/2023, Renew License, DRIVERS, Endorsements: None, Restrictions: None, Expiration Date: 12/09/2029

Interim Credential Issue Date: 3/30/2017, Expiration Date: 4/29/2017, Reason: RENEWAL DL W/O CARD, IN-STATE, Control #: 10252002

Issue Date: 03/30/2017, Renew License, DRIVERS, Endorsements: None, Restrictions: None, Expiration Date: 07/08/2023

Issue Date: 08/09/2012, Renew License, DRIVERS (5 YR), Endorsements: None, Restrictions: None, Expiration Date: 03/30/2017

Issue Date: 06/30/2007, Renew License, DRIVERS (5 YR), Endorsements: None, Restrictions: None, Expiration Date: 12/09/2012

Issue Date: 06/09/2003, Renew License, DRIVERS, Endorsements: None, Restrictions: None, Expiration Date: 12/09/2007

Issue Date: 11/25/2002, Amend License, DRIVERS, Endorsements: None, Restrictions: None, Expiration Date: 12/09/2003

Issue Date: 03/18/1999, Renew License, DRIVERS, Endorsements: None, Restrictions: None, Expiration Date: 12/09/2003

Issue Date: 01/14/1999, Issue Learner, LEARNER PERMIT, Endorsements: None, Restrictions: None, Expiration Date: 01/31/2000

### Remarks

No Remarks were found.

\*\*\*\*\*  
\* End of Driver Record \*  
\*\*\*\*\*

# CITY OF BLOOMINGTON


## MOBILE VENDOR INSPECTION CHECK SHEET

COMPANY PERFORMING INSPECTION ULTIMATE GARAGE  
INSPECTOR'S NAME Andres Jaimez INSPECTOR'S PHONE # 812-327-6516  
DATE OF INSPECTION 03/18/2025  
TAXICAB COMPANY \_\_\_\_\_  
VEHICLE YEAR 2007 MAKE FORD MODEL ECO  
VIN 1FCKE39L28DB07273

	PASS	FAIL	COMMENTS
LIGHTS (Front & Rear)	<input checked="" type="checkbox"/>	<input type="checkbox"/>	
FLASHERS	<input checked="" type="checkbox"/>	<input type="checkbox"/>	
REFLECTORS	<input checked="" type="checkbox"/>	<input type="checkbox"/>	
HORN	<input checked="" type="checkbox"/>	<input type="checkbox"/>	
WINDSHIELD WIPERS	<input checked="" type="checkbox"/>	<input type="checkbox"/>	
MIRRORS	<input checked="" type="checkbox"/>	<input type="checkbox"/>	
SEATBELTS	<input checked="" type="checkbox"/>	<input type="checkbox"/>	
BUMPER HEIGHT	<input checked="" type="checkbox"/>	<input type="checkbox"/>	
ALL WINDOWS	<input checked="" type="checkbox"/>	<input type="checkbox"/>	
MUFFLER	<input checked="" type="checkbox"/>	<input type="checkbox"/>	
TIRES	<input checked="" type="checkbox"/>	<input type="checkbox"/>	
BRAKES	<input checked="" type="checkbox"/>	<input type="checkbox"/>	
DOORS	<input checked="" type="checkbox"/>	<input type="checkbox"/>	
GENERAL CONDITION OF VEHICLE	<input checked="" type="checkbox"/>	<input type="checkbox"/>	

Attach this completed Inspection Sheet with your permit or renewal application  
and remit to:

City of Bloomington  
Department of Economic and Sustainable Development  
401 N. Morton St.  
Bloomington, Indiana 47404  
812-349-3419



Andres Jaime

3/18/2025

15






# CERTIFICATE OF LIABILITY INSURANCE

DATE (MM/DD/YYYY)

03/19/2025

THIS CERTIFICATE IS ISSUED AS A MATTER OF INFORMATION ONLY AND CONFERS NO RIGHTS UPON THE CERTIFICATE HOLDER. THIS CERTIFICATE DOES NOT AFFIRMATIVELY OR NEGATIVELY AMEND, EXTEND OR ALTER THE COVERAGE AFFORDED BY THE POLICIES BELOW. THIS CERTIFICATE OF INSURANCE DOES NOT CONSTITUTE A CONTRACT BETWEEN THE ISSUING INSURER(S), AUTHORIZED REPRESENTATIVE OR PRODUCER, AND THE CERTIFICATE HOLDER.

**IMPORTANT:** If the certificate holder is an ADDITIONAL INSURED, the policy(ies) must have ADDITIONAL INSURED provisions or be endorsed. If SUBROGATION IS WAIVED, subject to the terms and conditions of the policy, certain policies may require an endorsement. A statement on this certificate does not confer rights to the certificate holder in lieu of such endorsement(s).

<b>PRODUCER</b>  Allison Allen 2666 E 2nd Street Bloomington IN 474015371	<b>CONTACT</b> NAME: Allison Allen PHONE (A/C, No, Ext): 812-339-3011 FAX (A/C, No): E-MAIL ADDRESS: allison.allen.e3wb@statefarm.com
<b>INSURER(S) AFFORDING COVERAGE</b>	
INSURER A: State Farm Mutual Automobile Insurance Company	
INSURER B:	
INSURER C:	
INSURER D:	
INSURER E:	
INSURER F:	

<b>COVERAGES</b>	<b>CERTIFICATE NUMBER:</b>	<b>REVISION NUMBER:</b>
THIS IS TO CERTIFY THAT THE POLICIES OF INSURANCE LISTED BELOW HAVE BEEN ISSUED TO THE INSURED NAMED ABOVE FOR THE POLICY PERIOD INDICATED. NOTWITHSTANDING ANY REQUIREMENT, TERM OR CONDITION OF ANY CONTRACT OR OTHER DOCUMENT WITH RESPECT TO WHICH THIS CERTIFICATE MAY BE ISSUED OR MAY PERTAIN, THE INSURANCE AFFORDED BY THE POLICIES DESCRIBED HEREIN IS SUBJECT TO ALL THE TERMS, EXCLUSIONS AND CONDITIONS OF SUCH POLICIES. LIMITS SHOWN MAY HAVE BEEN REDUCED BY PAID CLAIMS.		

INSR LTR	TYPE OF INSURANCE	ADD INSD	SUB WVD	POLICY NUMBER	POLICY EFF (MM/DD/YYYY)	POLICY EXP (MM/DD/YYYY)	LIMITS
	<b>COMMERCIAL GENERAL LIABILITY</b> <input type="checkbox"/> CLAIMS-MADE <input type="checkbox"/> OCCUR  GEN'L AGGREGATE LIMIT APPLIES PER <input type="checkbox"/> POLICY <input type="checkbox"/> PROJECT <input type="checkbox"/> LOC OTHER:						EACH OCCURRENCE \$ DAMAGE TO RENTED PREMISES (Ea occurrence) \$ MED EXP (Any one person) \$ PERSONAL & ADV INJURY \$ GENERAL AGGREGATE \$ PRODUCTS - COM/OP AGG \$ \$
A	<b>AUTOMOBILE LIABILITY</b> <input type="checkbox"/> ANY AUTO <input type="checkbox"/> OWNED AUTOS ONLY <input checked="" type="checkbox"/> SCHEDULED AUTOS <input type="checkbox"/> HIRED AUTOS ONLY <input type="checkbox"/> NON-OWNED AUTOS ONLY	N	N	0001371-SFO-14	03/18/2025	09/18/2025	COMBINED SINGLE LIMIT (Ea accident) \$ BODILY INJURY (Per person) \$ 250,000 BODILY INJURY (Per accident) \$ 500,000 PROPERTY DAMAGE (Per accident) \$ 250,000 \$
	<b>UMBRELLA LIAB</b> <input type="checkbox"/> OCCUR <b>EXCESS LIAB</b> <input type="checkbox"/> CLAIMS-MADE DED RETENTION \$						EACH OCCURRENCE \$ AGGREGATE \$ \$ PER STATUTE <input type="checkbox"/> OTH-ER <input type="checkbox"/> \$
	<b>WORKERS COMPENSATION AND EMPLOYERS' LIABILITY</b> ANY PROPRIETOR/PARTNER/EXECUTIVE OFFICER/MEMBER EXCLUDED? <input type="checkbox"/> Y <input checked="" type="checkbox"/> N (Mandatory in NH) If yes, describe under DESCRIPTION OF OPERATIONS below	N/A					E.L. EACH ACCIDENT \$ E.L. DISEASE - EA EMPLOYEE \$ E.L. DISEASE - POLICY LIMIT \$

DESCRIPTION OF OPERATIONS / LOCATIONS / VEHICLES (ACORD 101, Additional Remarks Schedule, may be attached if more space is required)

**CERTIFICATE HOLDER****CANCELLATION**

THE CITY OF BLOOMINGTON 410 N MORTON ST  BLOOMINGTON IN 47404	SHOULD ANY OF THE ABOVE DESCRIBED POLICIES BE CANCELLED BEFORE THE EXPIRATION DATE THEREOF, NOTICE WILL BE DELIVERED IN ACCORDANCE WITH THE POLICY PROVISIONS.  AUTHORIZED REPRESENTATIVE  This form was system-generated on 03/19/2025
------------------------------------------------------------------------	-----------------------------------------------------------------------------------------------------------------------------------------------------------------------------------------------------------------------------------------------------

© 1988-2015 ACORD CORPORATION. All rights reserved.

**John Hamilton**

**Mayor**

**CITY OF BLOOMINGTON**

401 N. Morton St Suite 130

P.O. Box 100

Bloomington, Indiana 47402

**DEPARTMENT OF ECONOMIC  
& SUSTAINABLE DEVELOPMENT**

p. 812.349.3418

f. 812.349.3520

**RELEASE, HOLD-HARMLESS AND INDEMNIFICATION AGREEMENT**

The undersigned, in consideration for the issuance of a license by the City of Bloomington Controller, agrees to the following:

1. The undersigned, in exchange for the issuance of a license by the City of Bloomington Controller, agrees to release, hold harmless, and forever indemnify the City of Bloomington and any and all City employees, officers, and agents from any claim or claims which may arise out of any incident connected with or in any way related to his/her issuance of a license by the City of Bloomington or his/her operation of a business which was licensed by the City of Bloomington. This includes claims for personal injury, death, property damage, and/or any other type of harm or injury.
2. The undersigned shall, and hereby does, indemnify, defend, and hold harmless the City of Bloomington and any and all City employees, officers, and agents from and against any and all actions, costs, claims, suits, losses, expenses or damages, including but not limited to attorneys' fees and court costs, arising out of the undersigned's operation of a business which has been licensed by the City of Bloomington.
3. The undersigned understands this release binds him/herself, his/her spouse, and all heirs, executors, partners, co-owners and administrators of those individuals.

The undersigned acknowledges that he/she has read this release and understands all of its terms. The undersigned signs this release voluntarily and with full knowledge of its significance.

**Mustafa Nawab**

\_\_\_\_\_  
Name, Printed

**Mustafa Nawab**

Digitally signed by Mustafa Nawab  
Date: 2025.02.03 11:43:46 -05'00'


\_\_\_\_\_  
Signature

**02/01/2025**

\_\_\_\_\_  
Date Release Signed

[DASHBOARD](#)[START A NEW BUSINESS](#)[ONLINE SERVICES](#) ▼[ACCOUNT](#) ▼

## Business Details

 Search for a Record

KABOB ON WHEELS LLC

[Print Entity Details](#)

### BUSINESS DETAILS

**BUSINESS NAME:** KABOB ON WHEELS LLC

**BUSINESS ID:** 202401101755313

**FOREIGN LEGAL NAME:**

**BUSINESS STATUS:** Active

**ENTITY TYPE:** Domestic Limited Liability Company

**CREATION DATE:** 01/10/2024

**PRINCIPAL OFFICE ADDRESS:** 4748 E DONINGTON DR, BLOOMINGTON, IN,  
47401, USA

**DOMICILE COUNTRY:** USA

2



Welcome to INBiz! Click  
here for chatbot support.

**BUSINESS INFORMATION**  
DIEGO MORALES  
INDIANA SECRETARY OF STATE  
02/25/2025 03:04 PM

#### Business Details

Business Name:	KABOB ON WHEELS LLC	Business ID:	202401101755313
Entity Type:	Domestic Limited Liability Company	Business Status:	Active
Creation Date:	01/10/2024	Inactive Date:	
Principal Office Address:	4748 E DONINGTON DR, BLOOMINGTON, IN, 47401, USA	Expiration Date:	Perpetual
Foreign Legal Name:			
Jurisdiction of Formation:		Business Entity Report Due Date:	01/31/2026

#### Governing Person Information

TITLE	Member
NAME	Mustafa Nawab
ADDRESS	4748 E DONINGTON DR, BLOOMINGTON, IN, 47401, USA

#### Registered Agent Information

Type:	Individual
Name:	Mustafa Nawab
Address:	4748 E DONINGTON DR, BLOOMINGTON, IN, 47401, USA



**State of Indiana  
Office of the Secretary of State**

**Certificate of Organization  
of  
KABOB ON WHEELS LLC**

I, DIEGO MORALES, Secretary of State, hereby certify that Articles of Organization of the above Domestic Limited Liability Company have been presented to me at my office, accompanied by the fees prescribed by law and that the documentation presented conforms to law as prescribed by the provisions of the Indiana Code.

NOW, THEREFORE, with this document I certify that said transaction will become effective  
Wednesday, January 10, 2024.



In Witness Whereof, I have caused to be affixed my  
signature and the seal of the State of Indiana, at the City  
of Indianapolis, January 11, 2024.

*Diego Morales*

DIEGO MORALES  
SECRETARY OF STATE

202401101755313 / 10175643

To ensure the certificate's validity, go to <https://bsd.sos.in.gov/PublicBusinessSearch>

**REGISTERED RETAIL MERCHANT CERTIFICATE**

INDIANA DEPARTMENT OF REVENUE  
100 N SENATE AVE  
INDIANAPOLIS IN 46204-2253  
(317) 232-2240

KABOB ON WHEELS  
4748 E DONINGTON DR  
BLOOMINGTON IN 47401-8599

IS AUTHORIZED TO COLLECT INDIANA RETAIL SALES TAX AT THE  
ADDRESS ABOVE IF DIFFERENT FROM BELOW.

FEIN 99-0393348  
LOC ID 8000757107-001  
ISSUED May 23, 2024  
EXPIRES May 31, 2026

THIS LICENSE:  
IS NOT TRANSFERRABLE TO ANY OTHER PERSON.  
IS NOT SUBJECT TO REBATE.  
IS VOID IF ALTERED.



KABOB ON WHEELS  
4748 E DONINGTON DR  
BLOOMINGTON IN 47401-8599

COMMISSIONER

MUST BE DISPLAYED BY MERCHANT IN THE LOCATION SHOWN

----- (Cut or Fold Here) -----

Date of this notice: 12-22-2023

Employer Identification Number:  
99-0393348

Form: SS-4

Number of this notice: CP 575 A

KABOB ON WHEELS  
MUSTAFA M NAWAB SOLE MBR  
4748 E DONINGTON DR  
BLOOMINGTON, IN 47401

For assistance you may call us at:  
1-800-829-4933

IF YOU WRITE, ATTACH THE  
STUB AT THE END OF THIS NOTICE.

WE ASSIGNED YOU AN EMPLOYER IDENTIFICATION NUMBER

Thank you for applying for an Employer Identification Number (EIN). We assigned you EIN 99-0393348. This EIN will identify you, your business accounts, tax returns, and documents, even if you have no employees. Please keep this notice in your permanent records.

Taxpayers request an EIN for their business. Some taxpayers receive CP575 notices when another person has stolen their identity and are opening a business using their information. If you did **not** apply for this EIN, please contact us at the phone number or address listed on the top of this notice.

When filing tax documents, making payments, or replying to any related correspondence, it is very important that you use your EIN and complete name and address exactly as shown above. Any variation may cause a delay in processing, result in incorrect information in your account, or even cause you to be assigned more than one EIN. If the information is not correct as shown above, please make the correction using the attached tear-off stub and return it to us.

Based on the information received from you or your representative, you must file the following forms by the dates shown.

Form 941  
Form 940

04/30/2024  
01/31/2025

Your Form 2290 becomes due the month after your vehicle is put into use.

If you have questions about the forms or the due dates shown, you can call us at the phone number or write to us at the address shown at the top of this notice. If you need help in determining your annual accounting period (tax year), see Publication 538, *Accounting Periods and Methods*.

We assigned you a tax classification (corporation, partnership, etc.) based on information obtained from you or your representative. It is not a legal determination of your tax classification, and is not binding on the IRS. If you want a legal determination of your tax classification, you may request a private letter ruling from the IRS under the guidelines in Revenue Procedure 2020-1, 2020-1 I.R.B. 1 (or superseding Revenue Procedure for the year at issue). Note: Certain tax classification elections can be requested by filing Form 8832, *Entity Classification Election*. See Form 8832 and its instructions for additional information.

**Kerry Thomson**

**Mayor**

**CITY OF BLOOMINGTON**

401 N. Morton St Suite 130

P.O. Box 100

Bloomington, Indiana 47402

**DEPARTMENT OF ECONOMIC  
& SUSTAINABLE DEVELOPMENT**

p. 812.349.3418

f. 812.349.3520

### **Prohibited Location Agreement**

Bloomington Municipal Code Section 4.28.140 prohibits Mobile Vendor Units from operating in certain locations. This Agreement provides for all of the prohibited locations. Two maps are also attached to this Agreement. All signatories to this Agreement are required to review not only this Agreement, but also the attached maps prior to signing this Agreement.

As a licensed Mobile Vendor Unit, I understand and agree that I cannot and will not operate my mobile vendor unit in a manner that would violate any of the below-listed location restrictions:

- No mobile food vendor unit shall locate in any parking lot, parking space, or parking facility owned, leased or managed by the City of Bloomington unless approval has been given by the City's Board of Public Works.
- No mobile food vendor unit shall operate within fifty feet of any facade of a ground level establishment that also sells food or beverages, or operate within fifty feet of the perimeter of such an establishment's outdoor seating area, regardless of whether or not the mobile food vendor unit is currently conducting business. The distance restriction only applies from one hour before the opening time to an hour after the closing time posted by a ground level establishment on the facade of its building.
- No mobile food vendor unit shall locate in an alleyway.
- Mobile food vendor units shall be located a reasonable distance from all posted bus stops, crosswalks, driveways, alleyways, right-of-way lines of two or more intersecting streets and building entrances or walk-up windows.
- Mobile food vendor units shall only be located on private property if the private property owner has provided both the business operator and the City written permission for the mobile food vendor unit to locate on said property.
- No mobile food vendor unit shall locate within a one block radius of a Special Event unless prior approval has been granted by either the operator of the Special Event or the City's Board of Public Works.
- No mobile food vendor unit shall park on City property in violation of any City parking regulation, restriction, or ordinance. For example, if parking at one, or multiple, parking meters, the operator of the mobile food vendor unit shall feed all relevant parking meters with the required monetary amount.
- No mobile food vendor unit shall be located in a manner which would significantly impede or prevent the use of any City of Bloomington property, or which would endanger the safety or property of the public.
- No mobile food vendor unit shall be located within fifteen feet of any fire hydrant.

- € No mobile food vendor shall locate within any zoning district except the following:  
Commercial General; Commercial Arterial; Commercial Downtown; Industrial General;  
Business Park; and Institutional.
- € No mobile food vendor operating on private property shall displace required parking or  
landscaping nor block any drives, parking access aisles, fire lanes, sidewalks, or accessible  
routes required for the private parking by the City's zoning code.
- € No mobile food vendor unit shall be located more than one foot away from the curb of the  
street on which it is parked.
- € No mobile food vendor unit shall park near an intersection and in a manner that blocks the  
line-of-sight of drivers using adjacent roadways.

**I, the undersigned, understand that if I locate my mobile vendor unit in any of the above-described prohibited locations or manner that I subject myself to fines and possible revocation of my Mobile Vendor Unit License, as so described in Chapter 4.28 of the Bloomington Municipal Code.**

**Vendor:**

Name: Mustafa Alaub

Signature: Mustafa Alaub

Date: 3/18/25

**Kerry Thomson**

**Mayor**

**CITY OF BLOOMINGTON**

401 N. Morton St Suite 130

P.O. Box 100

Bloomington, Indiana 47402

**DEPARTMENT OF ECONOMIC  
& SUSTAINABLE DEVELOPMENT**

p. 812.349.3418

f. 812.349.3520

### **Standard of Conduct Agreement**

Bloomington Municipal Code Section 4.28.160 provides Standards of Conduct for all Mobile Vendor Units. This Agreement provides a list of said Standards of Conduct. All signatories to this Agreement are required to review this Agreement prior to signing this Agreement.

As a licensed Mobile Vendor Unit, I understand and agree that I cannot and will not conduct business in a manner that would violate any of the Standards of Conduct noted below:

- Mobile food vendor unit operators shall conduct themselves at all times in an orderly and lawful manner, and shall not make, or cause to be made, any unreasonable noise of such volume as to be in violation of the City of Bloomington Noise Ordinance as stated in Title 14 of the Bloomington Municipal Code
- A device may not be used which would amplify sounds nor may attention be drawn to the mobile food vendor unit by an aural means or a light-producing device (examples of such devices may include, but are not meant to be limited to the following: bull horns and strobe lights
- No mobile food vendor unit may be permanently or temporarily affixed to any object, including but not limited to buildings, trees, telephone poles, streetlight poles, traffic signal poles or fire hydrants
- No mobile food vendor unit may be used to advertise any product which is not authorized to be sold from that unit
- Each mobile food vendor unit shall be limited to one sandwich board sign that meets the provisions of Section 20.05.086 of the Bloomington Municipal Code regardless of the zoning district in which it locates, provided a sign permit is obtained from the City's Planning and Transportation Department
- No mobile food vendor unit may make use of any public or private electrical outlet while in operation
- Each mobile food vendor unit shall protect against littering and shall have both an adequate trash receptacle and a separate receptacle for recyclable materials:
  - The trash and recyclable receptacles shall be emptied sufficiently often to allow disposal of litter and waste by the public at any time;
  - The trash and recyclable receptacles on the mobile food vendor unit shall not be emptied into trash or recyclable receptacles owned by the City of Bloomington;
  - Liquid from the mobile food vendor unit shall not be discharged on or in a City sewer or drain or elsewhere on City property, nor on private property without the express written consent of the owner thereof;

- Before leaving any location each mobile food vendor unit shall first pick up, remove and dispose of all trash, refuse and/or recyclable materials, including products spilled on the ground within twenty feet of the mobile food vendor unit.
- No mobile food vendor unit shall expose any pedestrian to any undue safety or health hazards nor shall it be maintained so as to create a public nuisance
- Each mobile food vendor unit shall be maintained free and clear of dirt, and finishes shall not be chipped, faded or unduly marred
- Foods or beverages which present a substantial likelihood that liquid matter or particles will drop to the street or sidewalk during the process of carrying or consuming the food or beverage shall be sold in proper containers so as to avoid falling to the street or sidewalk
- Mobile food vendor units which utilize a grill or device that may result in a spark, flame or fire shall adhere to the following additional standards:
  - Be placed approximately 20 feet from a building or structure;
  - Provide a barrier between the grill or device and the general public;
  - The spark, flame or fire shall not exceed 12 inches in height;
  - A fire extinguisher shall be within reaching distance of the mobile food vendor unit operator at all times;
- Mobile food vendor unit operators shall be required to obey the commands of law enforcement officers or fire officials with respect to activity carried out inside of the City's jurisdictional limits, including, where possible, the removal of the mobile food vendor unit and cessation of such sales
- No mobile food vendor unit shall ever be left unattended
- Mobile food vendor units shall not be stored, parked or left overnight on any City property
- All mobile food vendor units which are food service establishments as defined by Title 10.17 of the Bloomington Municipal Code shall install an approved grease interceptor or grease trap. Foods, oils and greases shall never be discharged into the City's sewer or storm drains
- All mobile food vendor unit operators are required to collect and pay all applicable and appropriate sales taxes
- No mobile food vendor shall provide customer seating unless approval has been provided by the City's Board of Public Works and the City's Planning and Transportation Department
- All mobile food vendors shall comply with the lighting standards found in Chapter 20.05 of the Bloomington Municipal Code
- All mobile food vendors shall comply with the vision clearance standards found in Chapter 20.05 of the Bloomington Municipal Code
- No mobile food vendor shall have a drive-thru
- The decibels of any generator(s) associated with a mobile food vendor unit shall not exceed "70dBA".
  - Such noise measurement shall be made at a height of at least four (4) feet above the ground and at a point approximately twenty-five (25) feet away from where the



noise is being emitted on a sound level meter operated on the "A" weighting network (scale).

- No person other than the operators shall be within twenty-five (25) feet of the sound level meter during the sample period.
- Sound measurements shall be conducted at that time of day or night when the relevant noise source is emitting sound.
- The sound level measurement shall be determined as follows:
  - Calibrate the sound level meter within one (1) hour before use.
  - Set the sound level meter on the "A" weighted network at slow response.
  - Set the omnidirectional microphone in an approximately seventy degree position in a location which complies with subsections (1) and (2) herein. The operator of the sound level meter shall face the noise source and record the meter's instantaneous response.
  - Recalibrate the sound level meter after use.
- It shall be unlawful for any person to interfere, through the use of sound or otherwise, with the taking of sound level measurement.

**I, the undersigned, understand that if I conduct business in violation of any the above described standards of conduct that I subject myself to fines and possible revocation of my Mobile Vendor Unit License, as so described in Chapter 4.28 of the Bloomington Municipal Code.**

**Vendor:**

Name: Mustafa Nawab

Signature: 

Date: 12/21/2023



# City of Bloomington Fire Department

PO Box 100  
Bloomington Indiana 47402  
812-332-9763

Mayor Kerry Thomson

Fire Chief Roger Kerr

Current Date	Inspected by	Next Inspection Date	Inspection Number
03/17/2025	Jeff Yutmeyer	03/17/2026	BFD-2025-0003669

Business Name	Address	City	State	Zip
Kebab on wheels	2361 W Rappel Ave Kebab On Wheels	Bloomington	IN	47404
		Suite		
		4748 E Donington Dr		

## Fire Inspection Results

No fire code violations found.

Thank You

On 03/17/2025 the Kebab on wheels was inspected by Bloomington Fire Department and no deficiencies were found.

## Inspection Signatures

Occupancy Contact Signature

A handwritten signature in black ink, appearing to be "Shafik Nawav".

---

shafik Nawav  
Owner  
812-272-1131  
nawab46@hotmail.com

Inspector Signature

A handwritten signature in black ink, appearing to be "Jeff Yutmeyer".

---

Jeff Yutmeyer  
Deputy Fire Marshal  
812-360-3507  
Jeff.yutmeyer@bloomington.in.gov



## Notice of Permits

The Fire Official has approved the following permits for the following locations

### Location

**Name**

Kebab on wheels

**Address**

2361 W RAPPEL AVE KEBAB ON WHEELS 4748 E DONINGTON DR, BLOOMINGTON, IN, 47404

### Permits

Permit Number	Permit Type	Effective Date	Expiration Date
BFD-2025-0000030	Food Vendor Permit	03/17/2025	03/17/2026

This notice must be prominently displayed at all times. Permits may be revoked at any time for failure to remain in conformity with applicable regulations.

**Issued by:**

**Date Issued:**

03/17/2025

A handwritten signature in black ink, appearing to read "Jeff Yutmeyer".

---

Jeff Yutmeyer  
Deputy Fire Marshal  
812-360-3507  
Jeff.yutmeyer@bloomington.in.gov



# INVOICE NO: IN00894745

Please reference this number with your payment.

**REMIT TO: Koorsen Fire & Security**

2719 N. Arlington Avenue  
Indianapolis, IN 46218  
1-888-KOORSEN

Please include Invoice # on check

Customer PO:	Order No:	Invoice No:	Due Date:
	ST00771608	IN00894745	03/13/2025
Invoice Date:	Terms:	Tax Location:	Amount Due:
03/13/2025	Cash On Deliv	IN	363.52

BILLING	Kebob on Wheels 4748 E Donington Dr Bloomington, IN 47401	WORKSITE	Kebob on Wheels 4748 E Donington Dr Bloomington, IN 47401
---------	-----------------------------------------------------------------	----------	-----------------------------------------------------------------

Authorized By:	Job Number:	Service Date:	Bill To ID:	Worksite ID:	Technician:
	SER0000074618	03/13/2025	1000241983	1000241983	NickLong_373832

Qty	Item	Description	Price	Ext Price	Tax
1	2100-0-4.0	Semi-Annual 0-4.0gal PreEng Hood System Inspection	108.65	108.65	0.00
1	2100-DIS-S	Semi-Annual Pipe Blow Out PreEng Hood System Inspection	29.90	29.90	0.00
1	BRPCC	Cartridge,Co2 Actuator 16Gm Pyrochem/Brooks P3	35.85	35.85	2.51
4	AN551527	Fusible Link, 500*, A-PC, ML-STYLE P50 \$\$	26.75	107.00	7.49
1	CIKT003	Tag,Osha-Koorsen Paper Monthly Inspect-Buff P50	1.40	1.40	0.10
1	1000-1	All Inclusive Fire Extinguisher Package - 1 Extinguisher	66.00	66.00	4.62
1	2100-SVC	PreEng Hood System Service and Repair - LABOR CAPTURE	0.00	0.00	0.00

**Thank you! We appreciate your business!**

Subtotal	348.80
Tax	14.72
Total	363.52
Current Amount Due This Invoice	363.52

Payment methods: ACH, eCheck, CC or Check

ACH Checking Account Routing #074000010, Acct #522752218 | Send Remittances to E-Mail: AcctsRec@Koorsen.com

To pay via CC go to [www.Koorsen.com](http://www.Koorsen.com) or call your local branch - A convenience fee of 3% of invoice amount charged for CC payments

TN Alarm Cert #000001275

If multiple invoice amounts are included in a single payment, please reference all invoice #s. This helps prevent delays in payment processing.

# Mobile Food Establishment License

## Monroe County Health Department

This is to certify that:

Kabob on Wheels  
Mustafa Nawab  
301 E Third Street  
Bloomington, IN 47401

Having complied with the rules and regulations of the Monroe County Health Department as authorized by the Indiana Administrative Code and the Board of Commissioners of Monroe County, Indiana, is hereby authorized to operate a Food Service Establishment at the above location for the calendar year.



Issued:

3/20/2025

By

Monroe County Health Officer


**2025**

**NON-NEGOTIABLE AND NOT TRANSFERABLE**

**PERMIT EXPIRES FEBRUARY 28, 2026**







# CITY OF BLOOMINGTON

ECONOMIC AND SUSTAINABLE DEVELOPMENT

---

---

<b>Project/Event:</b>	Mobile Vendor in Right of Way
<b>PW Resolution No:</b>	2025-019
<b>Petitioner/Representative:</b>	Jefferson Milliken, Owner of Top Notch Filipino Fusion, LLC
<b>Staff Representative:</b>	Susan Coates
<b>Meeting Date:</b>	03/25/2025

---

---

**Top Notch Filipino Fusion, LLC**, by its owner, Jefferson Milliken, has applied for a Mobile Vendor License to operate a food truck/trailer. An applicant wanting to operate in the right of way must obtain permission from the Board of Public Works before a license may be issued. The Department of Economic & Sustainable Development has reviewed the application and will confirm that all rules and regulations have been met prior to issuing a license.

The business will be selling food via a mobile kitchen, food truck or trailer.

This application is for 1 year.

Staff is supportive of the request.



**RESOLUTION 2025-019**  
**CITY OF BLOOMINGTON**  
**BOARD OF PUBLIC WORKS**  
**Mobile Vendor in Public Right of Way**  
**TOP NOTCH FILIPINO FUSION, LLC**

WHEREAS, the Board of Public Works is empowered by Indiana Code § 36-9-6-2 to supervise the streets, alleys, sewers, public grounds, and other property of the City of Bloomington (“City”);

WHEREAS, Top Notch Filipino Fusion, LLC (“Vendor”), is seeking a Mobile Vendor License under Bloomington Municipal Code 4.28;

WHEREAS, the issuance of a Mobile Vendor License under Bloomington Municipal Code 4.28 requires Vendor to submit documentation to the City—set forth at Bloomington Municipal Code 4.28.050—including an independent safety inspection, an open burn permit issued by the City of Bloomington Fire Department, and all applicable permits required by the Monroe County Health Department;

WHEREAS, Vendor has agreed to the Standards of Conduct set forth in Bloomington Municipal Code 4.28.160 and signed the Release, Hold-Harmless, and Indemnification Agreement as required by Bloomington Municipal Code 4.28.090;

WHEREAS, Vendor desires to be able to use “City property” as defined in Bloomington Municipal Code 4.28.010, which includes public on-street parking, on a temporary and transient basis for the purpose of selling food via a mobile kitchen, food truck or trailer; and

WHEREAS, under the Bloomington Municipal Code, approval to use public on-street parking and sidewalks is provided by the Board of Public Works via resolution;

NOW, THEREFORE, BE IT RESOLVED BY THE BOARD OF PUBLIC WORKS THAT:

1. Vendor has permission to use on-street public parking and sidewalks, on a temporary and transient basis, for the purposes of selling food via a mobile kitchen, food truck or trailer for 1 year beginning 3/27/2025, and ending on 3/26/2026.

2. For the avoidance of doubt, this Resolution is not the Business License referenced by Chapter 4.28 of the Bloomington Municipal Code. Thus, Vendor must ensure that all necessary documentation has been submitted to the City of Bloomington Controller and that the Business License has been issued by the City of Bloomington Controller before utilizing the permission to use on-street public parking and sidewalks granted in the paragraph above. Operating a mobile vendor without a business license is a violation of Bloomington Municipal Code 4.28.180(a)(1), and would subject Vendor to a fine of \$2,500 for the first offense.

3. For the avoidance of doubt, the following conditions—which in some instances may mirror those that exist under Title 4.28 of the Bloomington Municipal Code—attach to this approval:

- a. Vendor agrees to maintain a clear five-foot path for pedestrians on the sidewalk at all times.
- b. Vendor will have obtained a valid Mobile Vendor license issued by the City of Bloomington Controller prior to operation on City property, and will maintain a valid Mobile Vendor license throughout the term of Vendor’s operation on City property.
- c. Vendor may locate his business in a public parking space within a reasonable time, no more than one hour, before the vendor begins selling food to persons. Vendor must still comply with all other restrictions regarding its location in a public parking space.

- d. Vendor shall remove his business from a public parking space within a reasonable time, no more than one hour, following the time the vendor has stopped selling food to persons. Vendor must still comply with all other restrictions regarding its location in a public parking space.
- e. Vendor will comply with all other laws, ordinances, rules and regulations in effect at the time it conducts their business, including, but not limited to: (1) Bloomington Municipal Code 4.28 (Mobile Vendors), and (2) all City parking regulations, restrictions, and ordinances.
- f. Vendor is prohibited from operating within a one block radius of a Special Event, unless prior approval has been granted by either the operator of the Special Event or the City's Board of Public Works. The Board of Public Works is not required to provide specific notice to Vendor when it recognizes a Special Event. The following are Special Events that have been recognized by the Board of Public Works:
  - 1) City of Bloomington Farmers' Market;
  - 2) City of Bloomington Holiday Market;
  - 3) The Taste of Bloomington;
  - 4) Lotus World Music and Arts Festival;
  - 5) The Fourth Street Festival;
  - 6) Arts Fair on the Square;
  - 7) Strawberry Festival;
  - 8) Canopy of Lights;
  - 9) Fourth of July Parade; and
  - 10) Any other special events approved by the City Controller.

**ADOPTED THIS THE 25th DAY OF MARCH, 2025.**

**BOARD OF PUBLIC WORKS:**

\_\_\_\_\_  
Kyla Cox Deckard, President

\_\_\_\_\_  
Elizabeth Karon, Vice President


\_\_\_\_\_  
James Roach, Secretary

ALL TERMS AND CONDITIONS CONTAINED IN THIS RESOLUTION 2025-019 ARE ACCEPTABLE AND AGREED TO BY VENDOR:

\_\_\_\_\_  
Jefferson Milliken

Date: \_\_\_\_\_

**RESOLUTION 2025-019**



# CITY OF BLOOMINGTON


ECONOMIC AND SUSTAINABLE DEVELOPMENT

## Business License Cover Sheet

Business Name	Top Notch Filipino Fusion, LLC
License Type	Mobile Vendor License
Contact	Jefferson Milliken
Phone	812-671-5092
Email	oaks7989@yahoo.com
BPW Resolution No (if applicable)	2025-019
Issue Date of License	3/27/2025
Expiration Date of License	3/26/2026
Scanned?	<input checked="" type="checkbox"/>
Renewal Date for License	3/26/2026
Department Head	Jane Kupersmith
Record Destruction Date	3/26/2029
ESD Tracking No	N/A
Document Physical Filing Location	2-drawer file cabinet at ESD Admin's desk
Document Digital Filing Location	I:\common\Economic Development\BUSINESS\Business Licensing\Licenses\Mobile Vendor License\Businesses

Top Notch Filipino  
Fusion.

Res. 2025-019.



CITY OF BLOOMINGTON 812-349-3418

## MOBILE VENDOR LICENSE APPLICATION

City of Bloomington  
Department of Economic and Sustainable Development  
401 N. Morton St. Suite 150  
Bloomington, Indiana 47404

### 1. License Length and Fee Application

Length of  
License: 1 Year - \$350

Ad.  
3/18/25  
CK # 5710

### 2. Applicant Information

Name:	Jefferson Milliken		
Title/Position:	Owner		
Date of Birth:	09/30/1973		
Address:	708 E Allendale Dr.		
City, State, Zip:	Bloomington, IN, 47401		
E-Mail Address:	oaks7989@yahoo.com		
Phone Number:	812-671-5092	Mobile Phone:	812-345-8198

### 3. Indiana Contact Information (For non-residents only)

If applicant is not a resident of Indiana, they must designate a resident to serve as a contact.

Name:			
Address:			
City, State, Zip:			
E-Mail Address:			
Phone Number:		Mobile Phone:	

Received in ESD

MAR 18 2025

#### 4. Company Information

Name of Employer:	Top Notch Filipino Fusion				
Address of Employer:	708 E Allendale Dr.				
City, State, Zip:	Bloomington, IN, 47401				
Employment Start Date:		End Date (If known):			
Phone Number:	812-345-8198				
Website / Email:	topnotchfilipino@yahoo.com				
Company is a:	<input checked="" type="checkbox"/> Limited Liability Corporation (LLC)	<input type="checkbox"/> Corporation	<input type="checkbox"/> Partnership	<input type="checkbox"/> Sole Proprietor	<input type="checkbox"/> Other:

#### 5. Company Officer Information

Provide the names and addresses of all principal officers, partners, trustees, owners or other persons with controlling interests in the company.

Name	Address
Jefferson Milliken	708 E Allendale Dr, Bloomington, IN
Maria Milliken	708 E Allendale Dr, Bloomington, IN

#### 6. Company Incorporation Information (For Corporations and LLCs Only)

Date of incorporation or organization:	August 2023
State of incorporation or organization:	Indiana
(If Not Indiana) Date qualified to transact business in state of Indiana:	


**7. Description of product or service to be sold and any equipment to be used**

Planned hours of operation:	Tue - Sat 12-8pm	
Place or places where you will conduct business (If private property, attach written permission from property owner):	Public Streets.	
Scaled site plan showing the location of the proposed mobile food vendor unit and the properties' drives, parking access aisles, fire lanes, sidewalks and accessible routes.	Please Attach	
Have you had a similar license, either from the City of Bloomington, or a different municipality, revoked?	Yes <input type="checkbox"/>	No <input checked="" type="checkbox"/>
(If Yes) Provide details		

**8. You are required to secure, attach, and submit the following:**

<input checked="" type="checkbox"/>	A copy of the Indiana registration for the vehicle
<input checked="" type="checkbox"/>	Copy of a valid driver's license
<input checked="" type="checkbox"/>	Copy of an Indiana Driver's Record and/or equivalent of whatever State has issued the applicant his/her driver's license
<input checked="" type="checkbox"/>	Proof of an independent safety inspection of all vehicles to be used in the business (form included with app)
<input checked="" type="checkbox"/>	Proof of insurance in accordance with the limits described in Section 4.28.090 of the Bloomington Municipal Code: <ul style="list-style-type: none"><li>• Personal Injury: \$100,000.00 per occurrence and \$300,000 in the aggregate</li><li>• Property Damage: \$25,000.00 per occurrence and \$50,000.00 in the aggregate</li></ul>
<input checked="" type="checkbox"/>	Release of liability wherein the Applicant agrees to indemnify and hold harmless the City of Bloomington for losses or expenses arising out of the operation of his/her business (included with application)
<input checked="" type="checkbox"/>	A copy of the business's registration with the Indiana Secretary of State.
<input checked="" type="checkbox"/>	A copy of the Employer ID number
<input checked="" type="checkbox"/>	A signed copy of the Prohibited Location Agreement (included with application)
<input checked="" type="checkbox"/>	A signed copy of the Standards of Conduct Agreement (included with application)
<input checked="" type="checkbox"/>	Fire inspection (if required)
<input checked="" type="checkbox"/>	Picture of truck or trailer
<input checked="" type="checkbox"/>	Copy of all applicable permits required by the Monroe County Health Department, including but not limited to a Food Service Establishment License or a Certified Food Handler License.

**For City Of Bloomington Use Only**

Date Received: Received in ESD	Received By:	Date Approved: 	Approved By:
MAR 18 2025			





State Form 48099 (R5/7-17)  
Approved by State Board of  
Accounts 2017

## INDIANA CERTIFICATE OF VEHICLE REGISTRATION

CLASS 14	AGE 3	ISSUE DATE 09/22/23	PUR DATE 08/11/23	COUNTY 53 - MONROE	TP N	PL YR 24	PLATE TK582OOC	PL TP GT	WEIGHT 11	PR YR N	LS N	TYPE	PRIOR YR PL
EXPIRATION DATE 08/07/25	MUNICIPALITY BLOOMINGTON			VEHICLE YEAR 20	MAKE FOR	MODEL F15	VEHICLE IDENTIFICATION NUMBER 1FTEW1EP6LKD46899			TYPE TK	COLOR GRY/		
CURRENT YEAR TAX	EX TAX 228.00	EX CREDIT 0.00	DAV CREDIT 0.00	NET EX TAX 228.00	CO. WHEEL/SUR 25.00	MUN. WHEEL/SUR 0.00	STATE REG FEE 45.35		ADMIN FEE 0.00	TOTAL 298.35			
PRIOR YEAR TAX	EX TAX 228.00	EX CREDIT 0.00	DAV CREDIT 0.00	NET EX TAX 228.00	CO. WHEEL/SUR 25.00	MUN. WHEEL/SUR 0.00	STATE REG FEE 0.00		ADMIN FEE 0.00	TOTAL 253.00			
REGISTRATION LICENSE TYPE TRUCK 11,000 GENERAL TRUCK NEW FORMAT													



JEFFERSON & M MILLIKEN



708 E ALLENDALE DR  
BLOOMINGTON IN 47401-8703

0101

Legal Address  
708 E ALLENDALE DR  
BLOOMINGTON IN 47401-8703



133 6:40



State Form 48099 (R5/7 17)  
Approved by State Board of  
Accounts 2017

## INDIANA CERTIFICATE OF VEHICLE REGISTRATION

CLASS D	AGE 2024	ISSUE DATE 03/17/25	PUR DATE 09/07/23	COUNTY MONROE	TP D	PL YR 2024	PLATE TR280MDB	PL TP GP	WEIGHT 9	PR YR 23	LS N	TYPE GP	PRIOR YR PL TR280MDB
EXPIRATION DATE 08/07/25	MUNICIPALITY BLOOMINGTON			VEHICLE YEAR 2023	MAKE F &	MODEL FS	VEHICLE IDENTIFICATION NUMBER 3F91D2160P9060414			TYPE TR	COLOR RED		
CURRENT YEAR TAX	VEH EX TAX 8.00	EX CREDIT 0.00	DAV CREDIT 0.00	NET EX TAX 8.00	CO. WHEEL/EX TAX 80.00	MUN. WHEEL/EX TAX 0.00	STATE REG FEE 25.35		ADMIN FEE 0.00	TOTAL 113.35			
PRIOR YEAR TAX	VEH EX TAX 0.00	EX CREDIT 0.00	DAV CREDIT 0.00	NET EX TAX 0.00	CO. WHEEL/EX TAX 0.00	MUN. WHEEL/EX TAX 0.00	STATE REG FEE 0.00		ADMIN FEE 0.00	TOTAL 0.00			
REGISTRATION LICENSE TYPE GENERAL TRAILER NEW FORMAT 9,000													



JEFFERSON RAY MILLIKEN  
708 E ALLENDALE DR  
BLOOMINGTON IN 47401-8703



Legal Address



## STATE OF INDIANA

---

Mike Braun, Governor

Kevin M. Garvey, Commissioner  
Bureau of Motor Vehicles  
100 North Senate Avenue  
Indianapolis, Indiana 46204

### Certification of Driver's Record

For: JEFFERSON RAY MILLIKEN  
DOB: 09/30/1973  
STATUS: VALID as of 03/17/2025  
NUMBER of DOCUMENTS: 1

I, Rebekah Erwin, Director of Driver Records of the Indiana Bureau of Motor Vehicles and custodian of its records, hereby attest that the attached is a true and complete copy of the record, as requested, and as it appears in the files of the Indiana Bureau of Motor Vehicles.

Therefore, by my duly authorized representative, I certify this record by my signature and by the seal of the Indiana Bureau of Motor Vehicles this 17th of March, 2025.

---

Rebekah Erwin, Director of Driver Records





# STATE OF INDIANA

Mike Braun, Governor

## BUREAU OF MOTOR VEHICLES

100 North Senate Avenue  
Indianapolis, Indiana 46204  
Telephone: (888) 692-6841

Kevin M. Garvey, Commissioner

### Indiana Official Driver Record

As of 03/17/2025 11:06 am

**\*\* NOTE:** The BMV only retains supporting documentation for a period of 10 years **\*\***

JEFFERSON RAY MILLIKEN  
708 E ALLENDALE DR  
BLOOMINGTON, IN 47401-8703

License number: 0130-08-1037  
License type: DRIVERS  
License expires: 09/30/2028  
License status: VALID  
SR22: Not needed

Birth date: 09/30/1973      Gender: MALE      Current points: 0  
Social Security #:

**Physical Description:** Height: 5'8"    Weight: 170lbs    Hair color: BLACK    Eye color: BROWN    Donor: T

**Endorsements:** None

**Pending Endorsements:** None

**Restrictions:** CORRECTIVE LENSES

**Pending Restrictions:** None

#### Suspension Information -- (\* indicates active suspensions)

-- (\*\* indicates closed/expired active suspensions stayed)

Susp ID	Type	Suspension Reason	Effective Date	Expiration Date	Mail Date	Address ID	Fee Due
19	Suspension	REPEAT INSURANCE VIOLATION	01/27/2020	01/26/2021	01/27/2020	09	
18	Suspension	FAILURE TO FILE INSURANCE - BUREAU CASE 53C08PENDING MONROE CIRCUIT # 8 OFFENSE DATE: 07/22/2019 VEHICLE: 2000 GENERAL MOTORS	01/27/2020	04/26/2020	10/29/2019	09	
17	Suspension	FAILURE TO APPEAR CASE 53C081907IF004315 MONROE CIRCUIT # 8 Phone: (812) 349-5021 Offense: DRIVING WHILE SUSPENDED	10/03/2019	10/24/2019	10/03/2019	09	

Driver number: 0130-08-1037 JEFFERSON RAY MILLIKEN

DOB: 09/30/1973

16	Suspension	FAILURE TO FILE INSURANCE - BUREAU CASE 18H01PENDING MUNCIE CITY  OFFENSE DATE: 02/21/2001 VEHICLE: 1991 PONTIAC	12/25/2019	03/24/2020	09/26/2019	09
15	Suspension	FAILURE TO FILE INSURANCE - BUREAU CASE 53C09PENDING MONROE CIRCUIT # 9 OFFENSE DATE: 07/09/2017 VEHICLE: N/A	07/02/2019	09/30/2019	04/03/2019	09
14	Suspension	OWI ENDANGERMENT CASE 53C091707CM001688 MONROE CIRCUIT # 9 Phone: (812) 349-2602	07/25/2017	10/23/2017	04/03/2019	09
13	Suspension	FAILURE TO APPEAR FOR DRIVER SAFETY PROGRAM	05/31/2002	09/27/2019	01/31/2002	08
12	Suspension	FAILURE TO FILE INSURANCE - BUREAU OFFENSE DATE: 10/19/2001 VEHICLE: N/A	03/05/2002	06/03/2002	01/24/2002	08
11	Suspension	OPERATING WHILE INTOXICATED	11/28/2001	11/27/2002	01/24/2002	08
9	Suspension	FAILURE TO PAY CASE 18H010102OV1230 MUNCIE CITY  Phone: (765) 747-4831 Offense: DISREGARDING STOP SIGN	07/31/2001	09/17/2019	07/17/2001	08
8	Suspension	FAILURE TO PAY CASE 18H010102OV1230 MUNCIE CITY  Phone: (765) 747-4831 Offense: NON-POINTABLE VIOLATION	07/26/2001	10/02/2019	07/12/2001	08
7	Suspension	FAILURE TO PAY CASE 18H010103IF2421 MUNCIE CITY  Phone: (765) 747-4831 Offense: SEAT BELT VIOLATION	07/19/2001	09/17/2019	07/05/2001	08
6	Suspension	FAILURE TO PAY CASE 48H039701CM137 ELWOOD CITY  Phone: (765) 552-2655 Offense: NON-MOTOR VEHICLE VIOLATION	10/20/1997	07/20/1998	10/06/1997	02
2	Suspension	OPERATING WHILE INTOXICATED	06/24/1996	09/21/1996	08/07/1996	02

**Pending Suspension Information**

No Pending Suspensions were found.

**Disqualification Information -- (\* indicates active disqualifications)**

No Disqualifications were found.

Driver number: 0130-08-1037 JEFFERSON RAY MILLIKEN

DOB: 09/30/1973

**Pending Disqualification Information**

No Pending Disqualifications were found.

**OOS Withdrawal Information**

No OOS Withdrawals were found.

**Convictions -- ( indicates active points)**

Disposition Date	Pts	Offense Description	Offense Date	Court / Case Number	Susp IDs	Disq IDs	CMV	Hazmat
10/24/2019	8	DRIVING WHILE SUSPENDED	07/22/2019	MONROE CIRCUIT # 8 / 53C081907IF004315	18		No	No
10/24/2019	0	FAILURE TO PROVIDE PROOF OF INSURANCE TO BUREAU	07/22/2019	MONROE CIRCUIT # 8 / 53C08BMV DETER	18		No	No
03/26/2019	8	Operating While Intoxicated Endangering a Person	07/09/2017	MONROE CIRCUIT # 9 / 53C091707CM001688	14, 15		No	No
03/26/2019	0	FAILURE TO PROVIDE PROOF OF INSURANCE TO BUREAU	07/09/2017	MONROE CIRCUIT # 9 / 53C09BMV DETER	15		No	No
01/07/2002	8	FAILURE TO PROVIDE PROOF OF INSURANCE TO BUREAU	10/19/2001	MUNCIE CITY / 18H01BMV DETER	12		No	No
01/07/2002	8	OPERATING WHILE INTOXICATED	10/19/2001	MUNCIE CITY / 18H010111CM2653	11, 13		No	No
06/13/2001	0	SEAT BELT VIOLATION	02/27/2001	MUNCIE CITY / 18H010103IF2421	7		No	No
09/17/2019	6	DISREGARDING STOP SIGN	02/21/2001	MUNCIE CITY / 18H010102OV001230	16		No	No
09/17/2019	0	FAILURE TO PROVIDE PROOF OF INSURANCE TO BUREAU	02/21/2001	MUNCIE CITY / 18H01BMV DETER	16		No	No

Driver number: 0130-08-1037 JEFFERSON RAY MILLIKEN

DOB: 09/30/1973

09/17/2019	0	NO LICENSE OR PERMIT IN POSSESSION	02/21/2001	MUNCIE CITY / 18H010102OV001230		No	No
05/30/2001	6	DISREGARDING STOP SIGN	01/23/2001	MUNCIE CITY / 18H010102OV1230	9, 13	No	No
05/30/2001	0	NON-POINTABLE VIOLATION	01/23/2001	MUNCIE CITY / 18H010102OV1230	8	No	No
01/20/2000	2	SPEEDING 65/55	01/03/2000	MICHIGAN / MI 00341		No	No
07/29/1996	8	OPERATING WHILE INTOXICATED	06/24/1996	MONROE CIRCUIT #3 / 53C039606CM01925	2	No	No

**Mailing Addresses**

ID	Effective Date	Street Address	City	State	ZIP Code
9	09/25/2015	708 E ALLENDALE DR	BLOOMINGTON	IN	47401-8703
8	08/03/2000	805 W NORTH	MUNCIE	IN	47303
6	08/04/1999	2016 N BALL AVE	MUNCIE	IN	47304
5	08/04/1999	2016 N BALL AVE	MUNCIE	IN	47304
4	12/18/1997	2005 N GLENWOOD	MUNCIE	IN	47304
3	12/18/1997	2005 N GLENWOOD	MUNCIE	IN	47304
2	06/24/1996	1033 SO BURLINGTON DR	MUNCIE	IN	47303
1	04/12/1996	708 ALLENDALE DR	BLOOMINGTON	IN	47401

**Legal Addresses**

ID	Effective Date	Street Address	City	State	ZIP Code
9	09/25/2015	708 E ALLENDALE DR	BLOOMINGTON	IN	47401-8703
7	08/03/2000	805 W NORTH	MUNCIE	IN	47303

Driver number: 0130-08-1037 JEFFERSON RAY MILLIKEN

DOB: 09/30/1973

---

**Credential Issuance**

Interim Credential Issue Date: 11/29/2021, Expiration Date: 12/29/2021, Reason: RENEWAL DL W/O CARD, IN-STATE,  
Control #: 19304144

Issue Date: 11/29/2021, Renew License, DRIVERS, Endorsements: None, Restrictions: B, Expiration Date: 09/30/2028

Interim Credential Issue Date: 10/22/2021, Expiration Date: 11/21/2021, Reason: RENEWAL ID W/O CARD, IN-STATE,  
Control #: 19119650

Issue Date: 10/22/2021, Renew ID Card, REGULAR ID CARD, Endorsements: None, Restrictions: None, Expiration Date:  
11/29/2021

Interim Credential Issue Date: 9/25/2015, Expiration Date: 10/25/2015, Reason: RENEWAL ID W/O CARD, IN-STATE,  
Control #: 7925662

Issue Date: 09/25/2015, Renew ID Card, REGULAR ID CARD, Endorsements: None, Restrictions: None, Expiration Date:  
09/30/2021

Issue Date: 08/03/2000, Duplicate License, DRIVERS, Endorsements: None, Restrictions: B, Expiration Date: 09/30/2003

Issue Date: 08/04/1999, Renew License, DRIVERS, Endorsements: None, Restrictions: B, Expiration Date: 09/30/2003

Issue Date: 12/18/1997, Renew ID Card, REGULAR ID CARD, Endorsements: None, Restrictions: B, Expiration Date:  
12/31/2001

Issue Date: 04/12/1996, Duplicate License, DRIVERS, Endorsements: None, Restrictions: B, Expiration Date: 09/30/1998

Issue Date: 09/01/1995, Duplicate License, DRIVERS, Endorsements: None, Restrictions: B, Expiration Date: 09/30/1998

---

**Remarks**

Remark Date:09/27/2019 Driver Safety Program (DSP) completed on 9/26/2019 12:00:00 AM for 4 points

\*\*\*\*\*  
\* End of Driver Record \*  
\*\*\*\*\*



*Trailer*  
**CITY OF BLOOMINGTON**

**MOBILE VENDOR INSPECTION CHECK SHEET**

COMPANY PERFORMING INSPECTION Mwince Car Care  
INSPECTOR'S NAME Andy Stagg INSPECTOR'S PHONE # 812-339-7855  
DATE OF INSPECTION 10/28/23  
TAXICAB COMPANY Top Notch Filipino Fusion  
VEHICLE YEAR 2023 MAKE \_\_\_\_\_ MODEL FS  
VIN 3F91D2160P9060914

	PASS	FAIL	COMMENTS
LIGHTS (Front & Rear)	✓		
FLASHERS	✓		
REFLECTORS	✓		
HORN	N/A		
WINDSHIELD WIPERS	N/A		
MIRRORS	N/A		
SEATBELTS	N/A		
BUMPER HEIGHT	✓		
ALL WINDOWS	✓		
MUFFLER	N/A		
TIRES	✓		
BRAKES	✓		
DOORS	✓		
GENERAL CONDITION OF VEHICLE	✓		

**Attach this completed Inspection Sheet with your permit or renewal application  
and remit to:**

**City of Bloomington  
Department of Economic and Sustainable Development  
401 N. Morton St.  
Bloomington, Indiana 47404  
812-349-3419**

[illegible]

Order \_\_\_\_\_

10/28/23

15

GL 2036969

Renewal of Number

# Mount Vernon Fire Insurance Company

1190 Devon Park Drive, Wayne, Pennsylvania 19087

A Member Company of United States Liability Insurance Group

Customer Copy  
Direct Bill Policy

## POLICY DECLARATIONS

No. GL 2036969A

### NAMED INSURED AND ADDRESS:

TOP NOTCH FILIPINO FUSION LLC

708 E ALLENDALE DR

BLOOMINGTON, IN 47401

POLICY PERIOD: (MO. DAY YR.) From: 01/22/2025 To: 01/22/2026

12:01 A.M. STANDARD TIME AT YOUR  
MAILING ADDRESS SHOWN ABOVE

### FORM OF BUSINESS:

BUSINESS DESCRIPTION: Concessionaire

IN RETURN FOR THE PAYMENT OF THE PREMIUM, AND SUBJECT TO ALL THE TERMS OF THIS POLICY, WE AGREE  
WITH YOU TO PROVIDE THE INSURANCE AS STATED IN THIS POLICY.

THIS PREMIUM MAY BE SUBJECT TO ADJUSTMENT.

Commercial Liability Coverage Part

PREMIUM

\$629.00

Wholesaler Broker Fee

\$110.00

TOTAL:

\$739.00

Coverage Form(s) and Endorsement(s) made a part of this policy at time of issue


See Endorsement EOD (1/95)

Agent: TAPCO- FGIA (6461)  
3060 S Church St  
Burlington, NC 27215

Issued: 01/17/2025 11:51 AM

Broker: Farmers General Insurance Agency

By:

  
Authorized Representative

## EXTENSION OF DECLARATIONS

Policy No. GL 2036969A

Effective Date: 01/22/2025

12:01 AM STANDARD TIME AT YOUR MAILING ADDRESS

### FORMS AND ENDORSEMENTS

**The following forms apply to the Commercial Liability coverage part**

<i>Endt#</i>	<i>Revised</i>	<i>Description of Endorsements</i>
2110IN	10/19	Indiana Service of Suit
CG 21 06	12/23	EXCLUSION - ACCESS OR DISCLOSURE OF CONFIDENTIAL OR PERSONAL MATERIAL OR INFORMATION
CG0001	12/07	Commercial General Liability Coverage Form
CG0068	05/09	Recording And Distribution Of Material Or Information In Violation Of Law Exclusion
CG2011	04/13	Additional Insured - Managers or Lessors of Premises
CG2136	03/05	Exclusion - New Entities
CG2147	12/07	Employment-Related Practices Exclusion
CG2173	01/15	Exclusion Of Certified Acts Of Terrorism
CG4032	05/23	Exclusion - Perfluoroalkyl and Polyfluoroalkyl Substances (PFAS)
IL0017	11/98	Common Policy Conditions
IL0021	09/08	Nuclear Energy Liability Exclusion Endorsement
IL0117	12/10	Indiana Changes - Workers' Compensation Exclusion
IL0272	11/21	Indiana Changes - Cancellation and Nonrenewal
Jacket	07/19	Policy Jacket
L-232s	09/05	Classification Limitation Endorsement
L-428	11/20	Absolute Firearms Exclusion
L-549	12/07	Absolute Professional Liability Exclusion
L-599	10/12	Absolute Exclusion for Pollution, Organic Pathogen, Silica, Asbestos and Lead with a Hostile Fire Exception
L-610	11/04	Expanded Definition Of Bodily Injury
L-618C	09/09	Amendment Of Premium Audit Conditions
L-686	10/12	Absolute Exclusion for Liquor and Other Related Liability
L-714	09/08	Miscellaneous Services Exclusion
L-723	02/09	Blanket Additional Insured Endorsement
L-743	03/10	Absolute Automobile Exclusion
L-787	05/18	Infringement of Copyright, Patent, Trademark, Trade Secret or Trade Dress Exclusion Endorsement
LLQ100	07/06	Amendatory Endorsement
LLQ368	08/10	Separation Of Insureds Clarification Endorsement
NTE	12/20	Notice of Terrorism Exclusion

**COMMERCIAL GENERAL LIABILITY COVERAGE PART DECLARATIONS****Policy No. GL 2036969A**Effective Date: 01/22/2025  
12:01 STANDARD TIME**LIMITS OF INSURANCE**

Each Occurrence Limit	\$1,000,000
Personal & Advertising Injury Limit (Any One Person/Organization)	\$1,000,000
Medical Expense (Any One Person)	\$5,000
Damages To Premises Rented To You (Any One Premises)	\$100,000
Products/Completed Operations Aggregate Limit	Included
General Aggregate Limit	\$2,000,000

**LIABILITY DEDUCTIBLE****\$0****LOCATIONS OF ALL PREMISES YOU OWN, RENT OR OCCUPY**

<i>Location</i>	<i>Address</i>	<i>Territory</i>
1	108 E Allendale Dr, Bloomington, IN 47401	006

**PREMIUM COMPUTATION**

<i>Loc</i>	<i>Classification</i>	<i>Code No.</i>	<i>Premium Basis</i>	<i>Rate</i>		<i>Advance Premium</i>	
				<i>Pr/Co</i>	<i>All Other</i>	<i>Pr/Co</i>	<i>All Other</i>
1	Mobile Truck Vendor - Food	11171	1 Per Stand	Included	478.975	Included	\$479
1	Additional Insured - Blanket	49950	1 Flat	Included	50.000	Included	\$50
1	Additional Insured - Managers or Lessors of Premises	49950	1 Per Additional Insured	Included	100.000	Included	\$100

**MINIMUM PREMIUM FOR GENERAL LIABILITY COVERAGE PART: \$475****TOTAL PREMIUM FOR GENERAL LIABILITY COVERAGE PART: \$629**

(This Premium may be subject to adjustment.) MP - minimum premium

Coverage Form(s)/Part(s) and Endorsement(s) made a part of this policy at time of issue:

See Form EOB (01/03)

**THESE DECLARATIONS ARE PART OF THE POLICY DECLARATIONS CONTAINING THE NAME OF THE INSURED AND THE POLICY PERIOD.**

**Kerry Thomson**  
**Mayor**  
**CITY OF BLOOMINGTON**  
401 N. Morton St Suite 130  
P.O. Box 100  
Bloomington, Indiana 47402

DEPARTMENT OF ECONOMIC  
& SUSTAINABLE DEVELOPMENT  
p. 812.349.3418  
f. 812.349.3520

**RELEASE, HOLD-HARMLESS AND INDEMNIFICATION AGREEMENT**

The undersigned, in consideration for the issuance of a license by the City of Bloomington Controller, agrees to the following:

1. The undersigned, in exchange for the issuance of a license by the City of Bloomington Controller, agrees to release, hold harmless, and forever indemnify the City of Bloomington and any and all City employees, officers, and agents from any claim or claims which may arise out of any incident connected with or in any way related to his/her issuance of a license by the City of Bloomington or his/her operation of a business which was licensed by the City of Bloomington. This includes claims for personal injury, death, property damage, and/or any other type of harm or injury.
2. The undersigned shall, and hereby does, indemnify, defend, and hold harmless the City of Bloomington and any and all City employees, officers, and agents from and against any and all actions, costs, claims, suits, losses, expenses or damages, including but not limited to attorneys' fees and court costs, arising out of the undersigned's operation of a business which has been licensed by the City of Bloomington.
3. The undersigned understands this release binds him/herself, his/her spouse, and all heirs, executors, partners, co-owners and administrators of those individuals.

The undersigned acknowledges that he/she has read this release and understands all of its terms. The undersigned signs this release voluntarily and with full knowledge of its significance.

Jefferson Milliken  
Name, Printed

  
Signature

3/17/25  
Date Release Signed

**BUSINESS INFORMATION**  
DIEGO MORALES  
INDIANA SECRETARY OF STATE  
03/18/2025 12:16 PM

#### Business Details

Business Name: **TOP NOTCH FILIPINO FUSION LLC** Business ID: **202308141716037**  
Entity Type: **Domestic Limited Liability Company** Business Status: **Active**  
Creation Date: **08/14/2023** Inactive Date:  
Principal Office Address: **708 E ALLENDALE DR, Bloomington, IN, 47401, USA** Expiration Date: **Perpetual**  
Jurisdiction of Formation: **Indiana** Business Entity Report Due Date: **08/31/2025**  
Years Due:

#### Governing Person Information

Title	Name	Address
Member	MARIA JESUSA LAGUNDINO MILLIKEN	708 E ALLENDALE DR, Bloomington, IN, 47401, USA

#### Registered Agent Information

Type: **Individual**  
Name: **ROBERT WEIMER**  
Address: **1040 State Road 39 Bypass S, PO BOX 1533, MARTINSVILLE, IN, 46151, USA**





DEPARTMENT OF THE TREASURY  
INTERNAL REVENUE SERVICE  
CINCINNATI OH 45999-0023

Date of this notice: 08-14-2023

Employer Identification Number:  
93-2873002

Form: SS-4

Number of this notice: CP 575 B

TOP NOTCH FILIPINO FUSION LLC  
MARIA JESUSA LAGUNDINO MILLIKEN MBR  
708 E ALLENDALE DR  
BLOOMINGTON, IN 47401

For assistance you may call us at:  
1-800-829-4933

IF YOU WRITE, ATTACH THE  
STUB AT THE END OF THIS NOTICE.

#### WE ASSIGNED YOU AN EMPLOYER IDENTIFICATION NUMBER

Thank you for applying for an Employer Identification Number (EIN). We assigned you EIN 93-2873002. This EIN will identify you, your business accounts, tax returns, and documents, even if you have no employees. Please keep this notice in your permanent records.

Taxpayers request an EIN for their business. Some taxpayers receive CP575 notices when another person has stolen their identity and are opening a business using their information. If you did not apply for this EIN, please contact us at the phone number or address listed on the top of this notice.

When filing tax documents, making payments, or replying to any related correspondence, it is very important that you use your EIN and complete name and address exactly as shown above. Any variation may cause a delay in processing, result in incorrect information in your account, or even cause you to be assigned more than one EIN. If the information is not correct as shown above, please make the correction using the attached tear-off stub and return it to us.

Based on the information received from you or your representative, you must file the following forms by the dates shown.

Form 1065

03/15/2024

If you have questions about the forms or the due dates shown, you can call us at the phone number or write to us at the address shown at the top of this notice. If you need help in determining your annual accounting period (tax year), see Publication 538, *Accounting Periods and Methods*.

We assigned you a tax classification (corporation, partnership, estate, trust, EPMF, etc.) based on information obtained from you or your representative. It is not a legal determination of your tax classification, and is not binding on the IRS. If you want a legal determination of your tax classification, you may request a private letter ruling from the IRS under the guidelines in Revenue Procedure 2020-1, 2020-1 I.R.B. 1 (or superseding Revenue Procedure for the year at issue). Note: Certain tax classification elections can be requested by filing Form 8832, *Entity Classification Election*. See Form 8832 and its instructions for additional information.

A limited liability company (LLC) may file Form 8832, *Entity Classification Election*, and elect to be classified as an association taxable as a corporation. If the LLC is eligible to be treated as a corporation that meets certain tests and it will be electing S corporation status, it must timely file Form 2553, *Election by a Small Business Corporation*. The LLC will be treated as a corporation as of the effective date of the S corporation election and does not need to file Form 8832.

**Kerry Thomson**  
**Mayor**  
**CITY OF BLOOMINGTON**  
401 N. Morton St Suite 130  
P.O. Box 100  
Bloomington, Indiana 47402

DEPARTMENT OF ECONOMIC  
& SUSTAINABLE DEVELOPMENT  
p. 812.349.3418  
f. 812.349.3520

### **Prohibited Location Agreement**

Bloomington Municipal Code Section 4.28.140 prohibits Mobile Vendor Units from operating in certain locations. This Agreement provides for all of the prohibited locations. Two maps are also attached to this Agreement. All signatories to this Agreement are required to review not only this Agreement, but also the attached maps prior to signing this Agreement.

As a licensed Mobile Vendor Unit, I understand and agree that I cannot and will not operate my mobile vendor unit in a manner that would violate any of the below-listed location restrictions:


- No mobile food vendor unit shall locate in any parking lot, parking space, or parking facility owned, leased or managed by the City of Bloomington unless approval has been given by the City's Board of Public Works.
- No mobile food vendor unit shall operate within fifty feet of any facade of a ground level establishment that also sells food or beverages, or operate within fifty feet of the perimeter of such an establishment's outdoor seating area, regardless of whether or not the mobile food vendor unit is currently conducting business. The distance restriction only applies from one hour before the opening time to an hour after the closing time posted by a ground level establishment on the facade of its building.
- No mobile food vendor unit shall locate in an alleyway.
- Mobile food vendor units shall be located a reasonable distance from all posted bus stops, crosswalks, driveways, alleyways, right-of-way lines of two or more intersecting streets and building entrances or walk-up windows.
- Mobile food vendor units shall only be located on private property if the private property owner has provided both the business operator and the City written permission for the mobile food vendor unit to locate on said property.
- No mobile food vendor unit shall locate within a one block radius of a Special Event unless prior approval has been granted by either the operator of the Special Event or the City's Board of Public Works.
- No mobile food vendor unit shall park on City property in violation of any City parking regulation, restriction, or ordinance. For example, if parking at one, or multiple, parking meters, the operator of the mobile food vendor unit shall feed all relevant parking meters with the required monetary amount.
- No mobile food vendor unit shall be located in a manner which would significantly impede or prevent the use of any City of Bloomington property, or which would endanger the safety or property of the public.
- No mobile food vendor unit shall be located within fifteen feet of any fire hydrant.

- No mobile food vendor shall locate within any zoning district except the following: Commercial General; Commercial Arterial; Commercial Downtown; Industrial General; Business Park; and Institutional.
- No mobile food vendor operating on private property shall displace required parking or landscaping nor block any drives, parking access aisles, fire lanes, sidewalks, or accessible routes required for the private parking by the City's zoning code.
- No mobile food vendor unit shall be located more than one foot away from the curb of the street on which it is parked.
- No mobile food vendor unit shall park near an intersection and in a manner that blocks the line-of-sight of drivers using adjacent roadways.

**I, the undersigned, understand that if I locate my mobile vendor unit in any of the above-described prohibited locations or manner that I subject myself to fines and possible revocation of my Mobile Vendor Unit License, as so described in Chapter 4.28 of the Bloomington Municipal Code.**

**Vendor:**

Name: Jefferson Milliken

Signature: 

Date: 3/17/25

**Kerry Thomson**

**Mayor**  
**CITY OF BLOOMINGTON**

401 N. Meridian St. Suite 100

P.O. Box 100  
Bloomington, Indiana 47402

**DEPARTMENT OF ECONOMIC  
& SUSTAINABLE DEVELOPMENT**

317.349.3419

f. 812.349.3520

### **Standard of Conduct Agreement**

Bloomington Municipal Code Section 4.28.160 provides Standards of Conduct for all Mobile Vendor Units. This Agreement provides a list of said Standards of Conduct. All signatories to this Agreement are required to review this Agreement prior to signing this Agreement.

As a licensed Mobile Vendor Unit, I understand and agree that I cannot and will not conduct business in a manner that would violate any of the Standards of Conduct noted below:

- Mobile food vendor unit operators shall conduct themselves at all times in an orderly and lawful manner, and shall not make, or cause to be made, any unreasonable noise of such volume as to be in violation of the City of Bloomington Noise Ordinance as stated in Title 14 of the Bloomington Municipal Code
- A device may not be used which would amplify sounds nor may attention be drawn to the mobile food vendor unit by an aural means or a light-producing device (examples of such devices may include, but are not meant to be limited to the following: bull horns and strobe lights)
- No mobile food vendor unit may be permanently or temporarily affixed to any object, including but not limited to buildings, trees, telephone poles, streetlight poles, traffic signal poles or fire hydrants
- No mobile food vendor unit may be used to advertise any product which is not authorized to be sold from that unit
- Each mobile food vendor unit shall be limited to one sandwich board sign that meets the provisions of Section 20.05.086 of the Bloomington Municipal Code regardless of the zoning district in which it locates, provided a sign permit is obtained from the City's Planning and Transportation Department
- No mobile food vendor unit may make use of any public or private electrical outlet while in operation
- Each mobile food vendor unit shall protect against littering and shall have both an adequate trash receptacle and a separate receptacle for recyclable materials:
  - The trash and recyclable receptacles shall be emptied sufficiently often to allow disposal of litter and waste by the public at any time;
  - The trash and recyclable receptacles on the mobile food vendor unit shall not be emptied into trash or recyclable receptacles owned by the City of Bloomington;
  - Liquid from the mobile food vendor unit shall not be discharged on or in a City sewer or drain or elsewhere on City property, nor on private property without the express written consent of the owner thereof;

- Before leaving any location each mobile food vendor unit shall first pick up, remove and dispose of all trash, refuse and/or recyclable materials, including products spilled on the ground within twenty feet of the mobile food vendor unit.
- No mobile food vendor unit shall expose any pedestrian to any undue safety or health hazards nor shall it be maintained so as to create a public nuisance
- Each mobile food vendor unit shall be maintained free and clear of dirt, and finishes shall not be chipped, faded or unduly marred
- Foods or beverages which present a substantial likelihood that liquid matter or particles will drop to the street or sidewalk during the process of carrying or consuming the food or beverage shall be sold in proper containers so as to avoid falling to the street or sidewalk
- Mobile food vendor units which utilize a grill or device that may result in a spark, flame or fire shall adhere to the following additional standards:
  - Be placed approximately 20 feet from a building or structure;
  - Provide a barrier between the grill or device and the general public;
  - The spark, flame or fire shall not exceed 12 inches in height;
  - A fire extinguisher shall be within reaching distance of the mobile food vendor unit operator at all times;
- Mobile food vendor unit operators shall be required to obey the commands of law enforcement officers or fire officials with respect to activity carried out inside of the City's jurisdictional limits, including, where possible, the removal of the mobile food vendor unit and cessation of such sales
- No mobile food vendor unit shall ever be left unattended
- Mobile food vendor units shall not be stored, parked or left overnight on any City property
- All mobile food vendor units which are food service establishments as defined by Title 10.17 of the Bloomington Municipal Code shall install an approved grease interceptor or grease trap. Foods, oils and greases shall never be discharged into the City's sewer or storm drains
- All mobile food vendor unit operators are required to collect and pay all applicable and appropriate sales taxes
- No mobile food vendor shall provide customer seating unless approval has been provided by the City's Board of Public Works and the City's Planning and Transportation Department
- All mobile food vendors shall comply with the lighting standards found in Chapter 20.05 of the Bloomington Municipal Code
- All mobile food vendors shall comply with the vision clearance standards found in Chapter 20.05 of the Bloomington Municipal Code
- No mobile food vendor shall have a drive-thru
- The decibels of any generator(s) associated with a mobile food vendor unit shall not exceed
  - Such noise measurement shall be made at a height of at least four (4) feet above the ground and at a point approximately twenty-five (25) feet away from where the

noise is being emitted on a sound level meter operated on the "A" weighting network (scale).

- No person other than the operators shall be within twenty-five (25) feet of the sound level meter during the sample period.
- Sound measurements shall be conducted at that time of day or night when the relevant noise source is emitting sound.
- The sound level measurement shall be determined as follows:
  - Calibrate the sound level meter within one (1) hour before use.
  - Set the sound level meter on the "A" weighted network at slow response.
  - Set the omnidirectional microphone in an approximately seventy degree position in a location which complies with subsections (1) and (2) herein. The operator of the sound level meter shall face the noise source and record the meter's instantaneous response.
  - Recalibrate the sound level meter after use.
- It shall be unlawful for any person to interfere, through the use of sound or otherwise, with the taking of sound level measurement.

**I, the undersigned, understand that if I conduct business in violation of any the above described standards of conduct that I subject myself to fines and possible revocation of my Mobile Vendor Unit License, as so described in Chapter 4.28 of the Bloomington Municipal Code.**

**Vendor:**

Name: Jefferson Milliken

Signature: 

Date: 3/17/25



# City of Bloomington Fire Department

PO Box 100  
Bloomington Indiana 47402  
812-332-9763

Mayor Kerry Thomson

Fire Chief Roger Kerr

**Current Date**

03/17/2025

**Inspected by**

Chuck Edward Cohenour

**Next Inspection Date**

03/17/2026

**Inspection Number**

BFD-2025-0003685

**Business Name**

Top Notch Filipino  
Fusion

**Address**

708 E ALLENDALE  
DR

**City**

BLOOMINGTON

**State**

IN

**Zip**

47401

**Suite**

--

**Fire Inspection Results**

No fire code violations found.

Thank You

On 03/17/2025 the Top Notch Filipino Fusion was inspected by Bloomington Fire Department and no deficiencies were found.

## Inspection Signatures

**Occupancy Contact Signature**

A handwritten signature in black ink, appearing to be "J. Milliken".

Jeff Milliken  
Manager

8126715092


Oaks7989@yahoo.com

**Inspector Signature**

A handwritten signature in black ink, appearing to be "C. Cohenour".

Chuck Edward Cohenour  
Deputy Fire Marshal  
812-369-2201

charles.cohenour@bloomington.in.gov





# Mobile Food Establishment License

## Monroe County Health Department

This is to certify that:

**Top Notch Filipino Fusion**  
Top Notch Filipino Fusion LLC  
2361 W Rappel Avenue  
Bloomington, IN 47404

Having complied with the rules and regulations of the Monroe County Health Department as authorized by the Indiana Administrative Code and the Board of Commissioners of Monroe County, Indiana, is hereby authorized to operate a Food Service Establishment at the above location for the calendar year.



Issued:

2/11/2025

By

A handwritten signature in cursive script, reading 'Sarah Ryterband MD', is written over a horizontal line.

Monroe County Health Officer

**2025**

**NON-NEGOTIABLE AND NOT TRANSFERABLE**

**PERMIT EXPIRES FEBRUARY 28, 2026**

**ServSafe**  
National Restaurant Association

# ServSafe® CERTIFICATION

## JEFFERSON MILLIKEN

for successfully completing the standards set forth for the ServSafe® Food Protection Manager Certification Examination, which is accredited by the ANSI (American National Standards Institute) National Accreditation Board (ANAB)-Conference for Food Protection (CFP).

26069549

CERTIFICATE NUMBER

8/15/2024

DATE OF EXAMINATION


Local laws apply. Check with your local regulatory agency for recertification requirements.

10881

EXAM FORM NUMBER

8/15/2029

DATE OF EXPIRATION



#0655

A handwritten signature in black ink, reading "Sherma L. Brown".


Sherma L. Brown  
Executive Vice President, Business Services



In accordance with Master License Agreement, this Certificate is valid for the term of the Master License Agreement, and is subject to the terms and conditions of the Master License Agreement.

©1998-2009 National Restaurant Association. All rights reserved. The ServSafe®, NRAEF, National Restaurant Association and National Restaurant Association Solutions, LLC (Solutions) trademarks and service marks are the property of the National Restaurant Association. All other trademarks and service marks are the property of their respective owners. All other trademarks and service marks are the property of their respective owners.

Contact us with questions at 233 S. Wacker Drive, Suite 3600, Chicago, IL 60606-6383 or [ServSafe@restaurant.org](mailto:ServSafe@restaurant.org).



# CITY OF BLOOMINGTON

ECONOMIC AND SUSTAINABLE DEVELOPMENT

---

---

<b>Project/Event:</b>	Mobile Vendor in Right of Way
<b>PW Resolution No:</b>	2025-020
<b>Petitioner/Representative:</b>	Marcos Curiel Faria, Owner of CM Family Business, LLC d/b/a Arepa Burgers
<b>Staff Representative:</b>	Susan Coates
<b>Meeting Date:</b>	3/25/2025

---

---

## **CM Family Business, LLC**

**d/b/a Arepa Burgers**, by its owner, Marcos Curiel Faria, has applied for a Mobile Vendor License to operate a food truck/trailer. An applicant wanting to operate in the right of way must obtain permission from the Board of Public Works before a license may be issued. The Department of Economic & Sustainable Development has reviewed the application and will confirm that all rules and regulations have been met prior to issuing a license.

The business will be selling food via a mobile kitchen, food truck or trailer.

This application is for 6 months.

Staff is supportive of the request.

**RESOLUTION 2025-020**  
**CITY OF BLOOMINGTON**  
**BOARD OF PUBLIC WORKS**  
**Mobile Vendor in Public Right of Way**  
**CM FAMILY BUSINESS, LLC**  
**D/B/A AREPA BURGERS**

WHEREAS, the Board of Public Works is empowered by Indiana Code § 36-9-6-2 to supervise the streets, alleys, sewers, public grounds, and other property of the City of Bloomington (“City”);

WHEREAS, CM Family Business, LLC d/b/a Arepa Burgers (“Vendor”), is seeking a Mobile Vendor License under Bloomington Municipal Code 4.28;

WHEREAS, the issuance of a Mobile Vendor License under Bloomington Municipal Code 4.28 requires Vendor to submit documentation to the City—set forth at Bloomington Municipal Code 4.28.050—including an independent safety inspection, an open burn permit issued by the City of Bloomington Fire Department, and all applicable permits required by the Monroe County Health Department;

WHEREAS, Vendor has agreed to the Standards of Conduct set forth in Bloomington Municipal Code 4.28.160 and signed the Release, Hold-Harmless, and Indemnification Agreement as required by Bloomington Municipal Code 4.28.090;

WHEREAS, Vendor desires to be able to use “City property” as defined in Bloomington Municipal Code 4.28.010, which includes public on-street parking, on a temporary and transient basis for the purpose of selling food via a mobile kitchen, food truck or trailer; and

WHEREAS, under the Bloomington Municipal Code, approval to use public on-street parking and sidewalks is provided by the Board of Public Works via resolution;

NOW, THEREFORE, BE IT RESOLVED BY THE BOARD OF PUBLIC WORKS THAT:

1. Vendor has permission to use on-street public parking and sidewalks, on a temporary and transient basis, for the purposes of selling food via a mobile kitchen, food truck or trailer for 6 months beginning 4/11/2025, and ending on 10/11/2025.

2. For the avoidance of doubt, this Resolution is not the Business License referenced by Chapter 4.28 of the Bloomington Municipal Code. Thus, Vendor must ensure that all necessary documentation has been submitted to the City of Bloomington Controller and that the Business License has been issued by the City of Bloomington Controller before utilizing the permission to use on-street public parking and sidewalks granted in the paragraph above. Operating a mobile vendor without a business license is a violation of Bloomington Municipal Code 4.28.180(a)(1), and would subject Vendor to a fine of \$2,500 for the first offense.

3. For the avoidance of doubt, the following conditions—which in some instances may mirror those that exist under Title 4.28 of the Bloomington Municipal Code—attach to this approval:

- a. Vendor agrees to maintain a clear five-foot path for pedestrians on the sidewalk at all times.
- b. Vendor will have obtained a valid Mobile Vendor license issued by the City of Bloomington Controller prior to operation on City property, and will maintain a valid Mobile Vendor license throughout the term of Vendor’s operation on City property.
- c. Vendor may locate his business in a public parking space within a reasonable time, no more than one hour, before the vendor begins selling food to persons. Vendor must still

- comply with all other restrictions regarding its location in a public parking space.
- d. Vendor shall remove his business from a public parking space within a reasonable time, no more than one hour, following the time the vendor has stopped selling food to persons. Vendor must still comply with all other restrictions regarding its location in a public parking space.
  - e. Vendor will comply with all other laws, ordinances, rules and regulations in effect at the time it conducts their business, including, but not limited to: (1) Bloomington Municipal Code 4.28 (Mobile Vendors), and (2) all City parking regulations, restrictions, and ordinances.
  - f. Vendor is prohibited from operating within a one block radius of a Special Event, unless prior approval has been granted by either the operator of the Special Event or the City's Board of Public Works. The Board of Public Works is not required to provide specific notice to Vendor when it recognizes a Special Event. The following are Special Events that have been recognized by the Board of Public Works:
    - 1) City of Bloomington Farmers' Market;
    - 2) City of Bloomington Holiday Market;
    - 3) The Taste of Bloomington;
    - 4) Lotus World Music and Arts Festival;
    - 5) The Fourth Street Festival;
    - 6) Arts Fair on the Square;
    - 7) Strawberry Festival;
    - 8) Canopy of Lights;
    - 9) Fourth of July Parade; and
    - 10) Any other special events approved by the City Controller.

**ADOPTED THIS THE 25th DAY OF MARCH, 2025.**

**BOARD OF PUBLIC WORKS:**

\_\_\_\_\_  
Kyla Cox Deckard, President

\_\_\_\_\_  
Elizabeth Karon, Vice President


\_\_\_\_\_  
James Roach, Secretary

ALL TERMS AND CONDITIONS CONTAINED IN THIS RESOLUTION 2025-020 ARE ACCEPTABLE AND AGREED TO BY VENDOR:

\_\_\_\_\_  
Marcos Curiel Faria

Date: \_\_\_\_\_

**RESOLUTION 2025-020**



# CITY OF BLOOMINGTON


ECONOMIC AND SUSTAINABLE DEVELOPMENT

## Business License Cover Sheet

<b>Business Name</b>	CM Family Business, LLC d/b/a Arepa Burgers
<b>License Type</b>	Mobile Vendor License
<b>Contact</b>	Marcos Curiel Faria
<b>Phone</b>	812-803-8574
<b>Email</b>	arepaburger@cmfamilybusinesses.com
<b>BPW Resolution No (if applicable)</b>	2025-020
<b>Issue Date of License</b>	4/11/2025
<b>Expiration Date of License</b>	10/11/2025
<b>Scanned?</b>	<input checked="" type="checkbox"/>
<b>Renewal Date for License</b>	10/11/2025
<b>Department Head</b>	Jane Kupersmith
<b>Record Destruction Date</b>	10/11/2028
<b>ESD Tracking No</b>	N/A
<b>Document Physical Filing Location</b>	2-drawer file cabinet at ESD Admin's desk
<b>Document Digital Filing Location</b>	I:\common\Economic Development\BUSINESS\Business Licensing\Licenses\Mobile Vendor License\Businesses

Arepa Burger

Res. 2025-020



CITY OF BLOOMINGTON

## MOBILE VENDOR LICENSE APPLICATION

City of Bloomington  
Department of Economic and Sustainable Development  
401 N. Morton St. Suite 150  
Bloomington, Indiana 47404  
812-349-3418

### 1. License Length and Fee Application

Length of  
License:

6 Months - \$200

### 2. Applicant Information

Name:	Marcos Daniel Curiel Faria		
Title/Position:	Owner		
Date of Birth:	08/14/1997		
Address:	1831 S Maxwell St		
City, State, Zip:	Bloomington, IN 47401		
E-Mail Address:	arepaburger@cmfamilybusinesses.com		
Phone Number:	8123690901	Mobile Phone:	8128038574

### 3. Indiana Contact Information (For non-residents only)

If applicant is not a resident of Indiana, they must designate a resident to serve as a contact.

Name:			
Address:			
City, State, Zip:			
E-Mail Address:			
Phone Number:		Mobile Phone:	

Received in ESD

MAR 20 2025

#### 4. Company Information

Name of Employer:	CM Family Businesses LLC. DBA: Arepa Burger			
Address of Employer:	1831 S Maxwell St			
City, State, Zip:	Bloomington, IN 47401			
Employment Start Date:	05/23/2022	End Date (If known):		
Phone Number:	8123690901			
Website / Email:	arepaburger@cmfamilybusinesses.com			
Company is a:	<input checked="" type="checkbox"/> Limited Liability Corporation (LLC)	<input type="checkbox"/> Corporation	<input type="checkbox"/> Partnership	<input type="checkbox"/> Sole Proprietor
			<input type="checkbox"/> Other:	

#### 5. Company Officer Information

Provide the names and addresses of all principal officers, partners, trustees, owners or other persons with controlling interests in the company.

Name	Address
Marcos Curiel	1831 S Maxwell St, Bloomington IN 47401
Nicolle Marrder	1831 S Maxwell St, Bloomington IN 47401

#### 6. Company Incorporation Information (For Corporations and LLCs Only)

Date of incorporation or organization:	05/23/2022
State of incorporation or organization:	Indiana
(If Not Indiana) Date qualified to transact business in state of Indiana:	



**7. Description of product or service to be sold and any equipment to be used**

Authentic Venezuelan Cuisine. Arepas, Empanadas, Hamburgers, Cheese Sticks

Planned hours of operation:

4pm-10pm

Place or places where you will conduct business (If private property, attach written permission from property owner):

1831 S Maxwell St, Bloomington IN 47401

1601 S Rogers St, Bloomington IN 47403

Scaled site plan showing the location of the proposed mobile food vendor unit and the properties' drives, parking access aisles, fire lanes, sidewalks and accessible routes.

Please Attach

Have you had a similar license, either from the City of Bloomington, or a different municipality, revoked?

Yes ☐

No ☒

(If Yes) Provide details



## STATE OF INDIANA

Mike Braun, Governor

Kevin M. Garvey, Commissioner  
Bureau of Motor Vehicles  
100 North Senate Avenue  
Indianapolis, Indiana 46204

### Certification of Driver's Record

For: MARCOS DANIEL CUIEL FARIA  
DOB: 08/14/1997  
STATUS: VALID as of 03/19/2025  
NUMBER of DOCUMENTS: 1

I, Rebekah Erwin, Director of Driver Records of the Indiana Bureau of Motor Vehicles and custodian of its records, hereby attest that the attached is a true and complete copy of the record, as requested, and as it appears in the files of the Indiana Bureau of Motor Vehicles.

Therefore, by my duly authorized representative, I certify this record by my signature and by the seal of the Indiana Bureau of Motor Vehicles this 19th of March, 2025.

Rebekah Erwin, Director of Driver Records





# STATE OF INDIANA

Mike Braun, Governor

## BUREAU OF MOTOR VEHICLES

100 North Senate Avenue  
Indianapolis, Indiana 46204  
Telephone: (888) 692-6841

Kevin M. Garvey, Commissioner

### Indiana Official Driver Record

As of 03/19/2025 6:48 pm

**\*\* NOTE:** The BMV only retains supporting documentation for a period of 10 years \*\*

MARCOS DANIEL CURIEL FARIA  
1831 S MAXWELL ST  
BLOOMINGTON, IN 47401-6706

License number: 9370-64-3619  
License type: DRIVERS  
License expires: 08/14/2027  
License status: VALID  
SR22: Not needed

Birth date: 08/14/1997 Gender: MALE

Current points: 6  
Social Security #:

**Physical Description:** Height: 5'10" Weight: 220lbs Hair color: BLACK Eye color: BROWN Donor: N

**Endorsements:** None

**Pending Endorsements:** None

**Restrictions:** None

**Pending Restrictions:** None

**Suspension Information -- (\* indicates active suspensions)**

-- (\*\* indicates closed/expired active suspensions stayed)

No Suspensions were found.

**Pending Suspension Information**

No Pending Suspensions were found.

**Disqualification Information -- (\* indicates active disqualifications)**

No Disqualifications were found.

**Pending Disqualification Information**

No Pending Disqualifications were found.

**Out of State Withdrawal Information**

No OOS Withdrawals were found.

## Convictions -- (\* indicates active points)

Disposition Date	Pts	Offense Description	Offense Date	Court / Case Number	Susp IDs	Disq IDs	CMV	Hazmat
01/27/2025	6[*]	SPEEDING 64/35	01/24/2025	IDMAG / IDMAGCR22-25-0193			No	No

## Mailing Addresses

ID	Effective Date	Street Address	City	State	ZIP Code
6	03/22/2023	1831 S MAXWELL ST	BLOOMINGTON	IN	47401-6706
5	04/02/2022	2771 S BOARDWALK CIR APT 204	BLOOMINGTON	IN	47403-3540
4	11/19/2021	2771 S BOARDWALK CIR APT 204	BLOOMINGTON	IN	47403-3540
3	09/16/2021	2771 S BOARDWALK CIR APT 204	BLOOMINGTON	IN	47403-3540
2	01/19/2021	1110 N CRESCENT RD APT B127	BLOOMINGTON	IN	47404

## Legal Addresses

ID	Effective Date	Street Address	City	State	ZIP Code
6	03/22/2023	1831 S MAXWELL ST	BLOOMINGTON	IN	47401-6706
5	04/02/2022	2771 S BOARDWALK CIR APT 204	BLOOMINGTON	IN	47403-3540
4	11/19/2021	2771 S BOARDWALK CIR APT 204	BLOOMINGTON	IN	47403-3540
3	09/16/2021	2771 S BOARDWALK CIR APT 204	BLOOMINGTON	IN	47403-3540
2	01/19/2021	1110 N CRESCENT RD APT B127	BLOOMINGTON	IN	47404

**Credential Issuance**

Interim Credential Issue Date: 3/22/2023, Expiration Date: 4/21/2023, Reason: AMEND DL W/O CARD, IN-STATE,  
Control #: 21676216

Issue Date: 03/22/2023, Amend License, DRIVERS, Endorsements: None, Restrictions: None, Expiration Date:  
08/14/2027

Interim Credential Issue Date: 11/19/2021, Expiration Date: 12/19/2021, Reason: AMEND DL W/O CARD, IN-STATE,  
Control #: 19275660

Issue Date: 11/19/2021, Amend License, DRIVERS, Endorsements: None, Restrictions: 9, Expiration Date: 08/14/2027

Interim Credential Issue Date: 1/19/2021, Expiration Date: 2/18/2021, Reason: NEW ISSUE DL, OUT-OF-STATE, Control  
#: 17450446

Interim Credential Issue Date: 1/19/2021, Expiration Date: 2/18/2021, Reason: NEW ISSUE DL, OUT-OF-STATE, Control  
#: 17450538

Issue Date: 01/19/2021, Issue Drivers, DRIVERS, Endorsements: None, Restrictions: 9, Expiration Date: 08/14/2027

**Remarks**

No Remarks were found.

\*\*\*\*\*  
\* End of Driver Record \*  
\*\*\*\*\*

# CITY OF BLOOMINGTON

## MOBILE VENDOR INSPECTION CHECK SHEET

COMPANY PERFORMING INSPECTION AMK LLC  
INSPECTOR'S NAME Martin Moreno INSPECTOR'S PHONE # 312-606-4649  
DATE OF INSPECTION 03/19/2025  
NAME OF VENDOR Arpa Burger  
VEHICLE YEAR 2022 MAKE Cananza trailer MODEL \_\_\_\_\_  
VIN 3H9C1C229NM015085

	PASS	FAIL	COMMENTS
LIGHTS (Front & Rear)	<input checked="" type="checkbox"/>	<input type="checkbox"/>	
FLASHERS	<input checked="" type="checkbox"/>	<input type="checkbox"/>	
REFLECTORS	<input checked="" type="checkbox"/>	<input type="checkbox"/>	
HORN	<input type="checkbox"/>	<input type="checkbox"/>	N/A
WINDSHIELD WIPERS	<input type="checkbox"/>	<input type="checkbox"/>	N/A
MIRRORS	<input type="checkbox"/>	<input type="checkbox"/>	N/A
SEATBELTS	<input type="checkbox"/>	<input type="checkbox"/>	N/A
BUMPER HEIGHT	<input checked="" type="checkbox"/>	<input type="checkbox"/>	
ALL WINDOWS	<input type="checkbox"/>	<input type="checkbox"/>	N/A
MUFFLER	<input type="checkbox"/>	<input type="checkbox"/>	N/A
TIRES	<input checked="" type="checkbox"/>	<input type="checkbox"/>	
BRAKES	<input checked="" type="checkbox"/>	<input type="checkbox"/>	
DOORS	<input checked="" type="checkbox"/>	<input type="checkbox"/>	
GENERAL CONDITION OF VEHICLE	<input checked="" type="checkbox"/>	<input type="checkbox"/>	

Attach this completed Inspection Sheet with your permit or renewal application  
and remit to:

City of Bloomington  
Department of Economic and Sustainable Development  
401 N. Morton St.  
Bloomington, Indiana 47404  
812-349-3419

[illegible]

Date: 03/19/2025

**City of Bloomington**  
**Department of Economic and Sustainable Development**  
**401 N. Morton St.**  
**Bloomington, Indiana 47404**  
**812-349-3419**



COMMERCIAL GENERAL LIABILITY COVERAGE PART - OCCURRENCE FORM  
CERTIFICATE PAGE

IT IS AGREED THAT THIS CERTIFICATE IS ISSUED TO THE CERTIFICATE HOLDER LISTED BELOW TO CERTIFY COVERAGE UNDER THE COMMERCIAL GENERAL LIABILITY INSURANCE MASTER POLICY LISTED BELOW.

<b>INSURANCE COMPANY:</b> GREAT AMERICAN ALLIANCE INSURANCE COMPANY	<b>POLICY NUMBER:</b> PLF046122
<b>NAMED INSURED:</b> HOSPITALITY & ENTERTAINMENT TRADE ALLIANCE	
<b>CERTIFICATE HOLDER:</b> CM Family Businesses LLC, DBA Arepa Burger	<b>CERTIFICATE NUMBER:</b> F258799
<b>ADDRESS:</b> 1831 S Maxwell St, Bloomington, Indiana 47401	
<b>POLICY PERIOD:</b> 07/11/2024 to 07/11/2025 12:01 am MDT at the Address of The Certificate Holder	

LIMITS OF INSURANCE

General Aggregate Limit (Other than Products-Completed Operations)	\$	2,000,000	
Products-Completed Operations Aggregate Limit	\$	2,000,000	
Personal and Advertising Injury Limit	\$	1,000,000	
General Each Occurrence Limit	\$	1,000,000	
Damage to Premises Rented to You Limit	\$	300,000	Any One Premises
Medical Expense Limit	\$	5,000	Any One Person
Professional Coverage Extension	\$	Not Purchased	Each Claim
	\$	Not Purchased	Aggregate
Professional Coverage Deductible	\$	Not Purchased	Each Claim
Liability Deductible		None	

FORM OF BUSINESS: LLC

BUSINESS DESCRIPTION: ; Food Trailer

<b>PREMIUM:</b>	\$519.00
<b>BHTA FEE:</b>	\$277.00
<b>TOTAL COST OF INSURANCE:</b>	\$796.00

CODE NUMBER: 11168 PREMIUM BASIS: Gross Sales EXPOSURE: \$100,001-\$200,000

BUSINESS DESCRIPTION: Vendor, Distributor, or Manufacturer of food products; Food Trailer

THIS INSURANCE IS SUBJECT TO ALL THE TERMS AND CONDITIONS, INCLUDING APPLICABLE ENDORSEMENTS, OF THE COMMERCIAL GENERAL LIABILITY INSURANCE MASTER POLICY. A COPY OF THE COMMERCIAL GENERAL LIABILITY INSURANCE MASTER POLICY ACCOMPANIES THIS CERTIFICATE. ADDITIONAL COPIES WILL BE PROVIDED TO THE CERTIFICATE HOLDER. PLEASE READ THE POLICY AND ALL ENDORSEMENTS.

NO ADMISSION OF LIABILITY MAY BE MADE EITHER VERBALLY OR IN WRITING

FULL DETAIL OF ANY INCIDENT SHOULD BE SENT IMMEDIATELY BY EMAIL TO [CLAIMS@VOPINS.COM](mailto:CLAIMS@VOPINS.COM) OR BY LETTER TO VERACITY INSURANCE SOLUTIONS, LLC 260 SOUTH 2500 WEST SUITE 303, PLEASANT GROVE, UT 84062.

FORMS AND ENDORSEMENTS applicable to all Coverage Parts and made part of this Policy at time of issue are listed on the attached Forms and Endorsements Schedule IL 88 01 (11/85).

ADMINISTRATED BY



Veracity Insurance Solutions, LLC  
260 South 2500 West Suite 303  
Pleasant Grove Utah 84062  
888-968-0548  
[info@veracitysolutions.com](mailto:info@veracitysolutions.com)

ADMINISTRATOR'S SIGNATURE:



## INDIANA INSURANCE IDENTIFICATION CARD

COMPANY NUMBER  
35882

COMPANY  
GEICO General Insurance Company



COMMERCIAL



PERSONAL

POLICY NUMBER  
9300061992-0

EFFECTIVE DATE  
08-01-2024

EXPIRATION DATE  
08-01-2025

YEAR MAKE/MODEL  
2022 TOYOTA TUNDRA

VEHICLE IDENTIFICATION NUMBER  
5TFLA5DB9NX040059

AGENCY/COMPANY ISSUING CARD  
GEICO  
One GEICO Blvd.  
Fredericksburg, VA 22412  
1-866-509-9444

INSURED  
CM NISSI LOGISTICS LLC  
1831 SOUTH MAXWELL STREET  
BLOOMINGTON, IN 47401

SEE IMPORTANT NOTICE ON REVERSE SIDE

THIS CARD MUST BE KEPT IN THE INSURED  
VEHICLE AND PRESENTED UPON DEMAND

IN CASE OF ACCIDENT: Report all accidents to your Agent/ Company as soon as possible. Obtain the following information:

1. Name and address of each driver, passenger and witness.
2. Name of Insurance Company and policy number for each vehicle involved.

**Kerry Thomson**  
**Mayor**  
**CITY OF BLOOMINGTON**  
401 N. Morton St Suite 130  
P.O. Box 100  
Bloomington, Indiana 47402

DEPARTMENT OF ECONOMIC  
& SUSTAINABLE DEVELOPMENT  
p. 812.349.3418  
f. 812.349.3520

**RELEASE, HOLD-HARMLESS AND INDEMNIFICATION AGREEMENT**

The undersigned, in consideration for the issuance of a license by the City of Bloomington Controller, agrees to the following:


1. The undersigned, in exchange for the issuance of a license by the City of Bloomington Controller, agrees to release, hold harmless, and forever indemnify the City of Bloomington and any and all City employees, officers, and agents from any claim or claims which may arise out of any incident connected with or in any way related to his/her issuance of a license by the City of Bloomington or his/her operation of a business which was licensed by the City of Bloomington. This includes claims for personal injury, death, property damage, and/or any other type of harm or injury.
2. The undersigned shall, and hereby does, indemnify, defend, and hold harmless the City of Bloomington and any and all City employees, officers, and agents from and against any and all actions, costs, claims, suits, losses, expenses or damages, including but not limited to attorneys' fees and court costs, arising out of the undersigned's operation of a business which has been licensed by the City of Bloomington.
3. The undersigned understands this release binds him/herself, his/her spouse, and all heirs, executors, partners, co-owners and administrators of those individuals.

The undersigned acknowledges that he/she has read this release and understands all of its terms. The undersigned signs this release voluntarily and with full knowledge of its significance.

**Marcos Curiel**

\_\_\_\_\_  
Name, Printed

\_\_\_\_\_  
Signature



**03/20/2025**

\_\_\_\_\_  
Date Release Signed

**ARTICLES OF ORGANIZATION**

Formed pursuant to the provisions of the Indiana Code.

**ARTICLE I - NAME AND PRINCIPAL OFFICE ADDRESS**

**BUSINESS ID** 202205211594193  
**BUSINESS TYPE** Domestic Limited Liability Company  
**BUSINESS NAME** CM FAMILY BUSINESSES LLC  
**PRINCIPAL OFFICE ADDRESS** 2771 S Boardwalk Cir, 204, Bloomington, IN, 47403, USA

**ARTICLE II - REGISTERED OFFICE AND ADDRESS**

**REGISTERED AGENT TYPE** Individual  
**NAME** Nicolle Marrder  
**ADDRESS** 2771 S Boardwalk Cir, 204, Bloomington, IN, 47403, USA  
**SERVICE OF PROCESS EMAIL**

I acknowledge that the Service of Process email provided above is the email address at which electronic service of process may be accepted.

**ARTICLE III - PERIOD OF DURATION AND EFFECTIVE DATE**

**PERIOD OF DURATION** Perpetual  
**EFFECTIVE DATE** 05/21/2022  
**EFFECTIVE TIME** 12:01AM

**ARTICLE IV - GOVERNING PERSON INFORMATION**

**TITLE** CEO  
**NAME** Marcos Daniel Curiel  
**ADDRESS** 2771 S Boardwalk Cir, Apt 204, Bloomington, IN, 47403, USA

**TITLE** CFO  
**NAME** Nicolle Ivania Marrder  
**ADDRESS** 2771 S Boardwalk Cir, Apt 204, Bloomington, IN, 47403, USA

**APPROVED AND FILED**  
HOLLI SULLIVAN  
INDIANA SECRETARY OF STATE  
05/23/2022 09:17 AM

**MANAGEMENT INFORMATION**

THE LLC WILL BE MANAGED BY MANAGER(S)    No  
IS THE LLC A SINGLE MEMBER LLC?            No

**SIGNATURE**

THE SIGNATOR(S) REPRESENTS THAT THE REGISTERED AGENT NAMED IN THE APPLICATION HAS CONSENTED TO THE APPOINTMENT OF REGISTERED AGENT.

THE UNDERSIGNED, DESIRING TO FORM A LIMITED LIABILITY COMPANY PURSUANT TO THE PROVISIONS OF THE INDIANA BUSINESS FLEXIBILITY ACT EXECUTES THESE ARTICLES OF ORGANIZATION.

IN WITNESS WHEREOF, THE UNDERSIGNED HEREBY VERIFIES, SUBJECT TO THE PENALTIES OF PERJURY, THAT THE STATEMENTS CONTAINED HEREIN ARE TRUE. THIS DAY **May 20, 2022**.

THE UNDERSIGNED ACKNOWLEDGES THAT A PERSON COMMITS A CLASS A MISDEMEANOR BY SIGNING A DOCUMENT THAT THE PERSON KNOWS IS FALSE IN A MATERIAL RESPECT WITH THE INTENT THAT THE DOCUMENT BE DELIVERED TO THE SECRETARY OF STATE FOR FILING.

**SIGNATURE**

Marcos Daniel Curiel Faria

**TITLE**

Legal Representative

Business ID : 202205211594193

Filing No : 9423743



DEPARTMENT OF THE TREASURY  
INTERNAL REVENUE SERVICE  
CINCINNATI OH 45999-0023

Date of this notice: 05-20-2022

Employer Identification Number:  
88-2422728

Form: SS-4

Number of this notice: CP 575 A

CM FAMILY BUSINESSES LLC  
AREPA BURGER  
% MARCOS DANIEL CUIEL MBR  
2771 S BOARDWALK CIR  
BLOOMINGTON, IN 47403

For assistance you may call us at:  
1-800-829-4933

IF YOU WRITE, ATTACH THE  
STUB AT THE END OF THIS NOTICE.

#### WE ASSIGNED YOU AN EMPLOYER IDENTIFICATION NUMBER

Thank you for applying for an Employer Identification Number (EIN). We assigned you EIN 88-2422728. This EIN will identify you, your business accounts, tax returns, and documents, even if you have no employees. Please keep this notice in your permanent records.

Taxpayers request an EIN for their business. Some taxpayers receive CP575 notices when another person has stolen their identity and are opening a business using their information. If you did **not** apply for this EIN, please contact us at the phone number or address listed on the top of this notice.

When filing tax documents, making payments, or replying to any related correspondence, it is very important that you use your EIN and complete name and address exactly as shown above. Any variation may cause a delay in processing, result in incorrect information in your account, or even cause you to be assigned more than one EIN. If the information is not correct as shown above, please make the correction using the attached tear-off stub and return it to us.

Based on the information received from you or your representative, you must file the following forms by the dates shown.

Form 940	01/31/2023
Form 1065	03/15/2023
Form 944	01/31/2023

If you have questions about the forms or the due dates shown, you can call us at the phone number or write to us at the address shown at the top of this notice. If you need help in determining your annual accounting period (tax year), see Publication 538, *Accounting Periods and Methods*.

We assigned you a tax classification (corporation, partnership, etc.) based on information obtained from you or your representative. It is not a legal determination of your tax classification, and is not binding on the IRS. If you want a legal determination of your tax classification, you may request a private letter ruling from the IRS under the guidelines in Revenue Procedure 2020-1, 2020-1 I.R.B. 1 (or superseding Revenue Procedure for the year at issue). Note: Certain tax classification elections can be requested by filing Form 8832, *Entity Classification Election*. See Form 8832 and its instructions for additional information.

#### IMPORTANT INFORMATION FOR S CORPORATION ELECTION:

If you intend to elect to file your return as a small business corporation, an election to file a Form 1120-S, U.S. Income Tax Return for an S Corporation, must be made within certain timeframes and the corporation must meet certain tests. All of this information is included in the instructions for Form 2553, *Election by a Small Business Corporation*.

A limited liability company (LLC) may file Form 8832, *Entity Classification Election*, and elect to be classified as an association taxable as a corporation. If the LLC is eligible to be treated as a corporation that meets certain tests and it will be electing S corporation status, it must timely file Form 2553, *Election by a Small Business Corporation*. The LLC will be treated as a corporation as of the effective date of the S corporation election and does not need to file Form 8832.

If you are required to deposit for employment taxes (Forms 941, 943, 940, 944, 945, CT-1, or 1042), excise taxes (Form 720), or income taxes (Form 1120), you will receive a Welcome Package shortly, which includes instructions for making your deposits electronically through the Electronic Federal Tax Payment System (EFTPS). A Personal Identification Number (PIN) for EFTPS will also be sent to you under separate cover. Please activate the PIN once you receive it, even if you have requested the services of a tax professional or representative. For more information about EFTPS, refer to Publication 966, *Electronic Choices to Pay All Your Federal Taxes*. If you need to make a deposit immediately, you will need to make arrangements with your Financial Institution to complete a wire transfer.

The IRS is committed to helping all taxpayers comply with their tax filing obligations. If you need help completing your returns or meeting your tax obligations, Authorized e-file Providers, such as Reporting Agents or other payroll service providers, are available to assist you. Visit [www.irs.gov/efileproviders](http://www.irs.gov/efileproviders) for a list of companies that offer IRS e-file for business products and services.

**IMPORTANT REMINDERS:**

- \* Keep a copy of this notice in your permanent records. This notice is issued only one time and the IRS will not be able to generate a duplicate copy for you. You may give a copy of this document to anyone asking for proof of your EIN.
- \* Use this EIN and your name exactly as they appear at the top of this notice on all your federal tax forms.
- \* Refer to this EIN on your tax-related correspondence and documents.
- \* Provide future officers of your organization with a copy of this notice.

Your name control associated with this EIN is CMFA. You will need to provide this information along with your EIN, if you file your returns electronically.

Safeguard your EIN by referring to Publication 4557, *Safeguarding Taxpayer Data: A Guide for Your Business*.

You can get any of the forms or publications mentioned in this letter by visiting our website at [www.irs.gov/forms-pubs](http://www.irs.gov/forms-pubs) or by calling 800-TAX-FORM (800-829-3676).

If you have questions about your EIN, you can contact us at the phone number or address listed at the top of this notice. If you write, please tear off the stub at the bottom of this notice and include it with your letter.

Thank you for your cooperation.

INTERNAL REVENUE SERVICE  
CINCINNATI OH 45999-0023

CM FAMILY BUSINESSES LLC  
AREPA BURGER  
% MARCOS DANIEL CURIEL MBR  
2771 S BOARDWALK CIR  
BLOOMINGTON, IN 47403

\_\_\_\_\_  
( )  
( )  
Your Telephone Number Best Time to Call

DATE OF THIS NOTICE: 05-20-2022  
EMPLOYER IDENTIFICATION NUMBER: 88-2422728  
FORM: SS-4  
NOBOD

Return this part with any correspondence so we may identify your account. Please correct any errors in your name or address.

6666666666

CP 575 A

Keep this part for your records. CP 575 A (Rev. 7-2007)

**Kerry Thomson**  
**Mayor**  
CITY OF BLOOMINGTON  
401 N. Morton St Suite 130  
P.O. Box 100  
Bloomington, Indiana 47402

DEPARTMENT OF ECONOMIC  
& SUSTAINABLE DEVELOPMENT  
p. 812.349.3418  
f. 812.349.3520

### **Prohibited Location Agreement**

Bloomington Municipal Code Section 4.28.140 prohibits Mobile Vendor Units from operating in certain locations. This Agreement provides for all of the prohibited locations. Two maps are also attached to this Agreement. All signatories to this Agreement are required to review not only this Agreement, but also the attached maps prior to signing this Agreement.

As a licensed Mobile Vendor Unit, I understand and agree that I cannot and will not operate my mobile vendor unit in a manner that would violate any of the below-listed location restrictions:

- No mobile food vendor unit shall locate in any parking lot, parking space, or parking facility owned, leased or managed by the City of Bloomington unless approval has been given by the City's Board of Public Works.
- No mobile food vendor unit shall operate within fifty feet of any facade of a ground level establishment that also sells food or beverages, or operate within fifty feet of the perimeter of such an establishment's outdoor seating area, regardless of whether or not the mobile food vendor unit is currently conducting business. The distance restriction only applies from one hour before the opening time to an hour after the closing time posted by a ground level establishment on the facade of its building.
- No mobile food vendor unit shall locate in an alleyway.
- Mobile food vendor units shall be located a reasonable distance from all posted bus stops, crosswalks, driveways, alleyways, right-of-way lines of two or more intersecting streets and building entrances or walk-up windows.
- Mobile food vendor units shall only be located on private property if the private property owner has provided both the business operator and the City written permission for the mobile food vendor unit to locate on said property.
- No mobile food vendor unit shall locate within a one block radius of a Special Event unless prior approval has been granted by either the operator of the Special Event or the City's Board of Public Works.
- No mobile food vendor unit shall park on City property in violation of any City parking regulation, restriction, or ordinance. For example, if parking at one, or multiple, parking meters, the operator of the mobile food vendor unit shall feed all relevant parking meters with the required monetary amount.
- No mobile food vendor unit shall be located in a manner which would significantly impede or prevent the use of any City of Bloomington property, or which would endanger the safety or property of the public.
- No mobile food vendor unit shall be located within fifteen feet of any fire hydrant.



- No mobile food vendor shall locate within any zoning district except the following: Commercial General; Commercial Arterial; Commercial Downtown; Industrial General; Business Park; and Institutional.
- No mobile food vendor operating on private property shall displace required parking or landscaping nor block any drives, parking access aisles, fire lanes, sidewalks, or accessible routes required for the private parking by the City's zoning code.
- No mobile food vendor unit shall be located more than one foot away from the curb of the street on which it is parked.
- No mobile food vendor unit shall park near an intersection and in a manner that blocks the line-of-sight of drivers using adjacent roadways.

**I, the undersigned, understand that if I locate my mobile vendor unit in any of the above-described prohibited locations or manner that I subject myself to fines and possible revocation of my Mobile Vendor Unit License, as so described in Chapter 4.28 of the Bloomington Municipal Code.**

**Vendor:**

Name: Marcos Curiel

Signature: 

Date: 03/20/2025

**Kerry Thomson**  
**Mayor**  
**CITY OF BLOOMINGTON**  
401 N. Morton St Suite 130  
P.O. Box 100  
Bloomington, Indiana 47402

DEPARTMENT OF ECONOMIC  
& SUSTAINABLE DEVELOPMENT  
p. 812.349.3418  
f. 812.349.3520

### **Standard of Conduct Agreement**

Bloomington Municipal Code Section 4.28.160 provides Standards of Conduct for all Mobile Vendor Units. This Agreement provides a list of said Standards of Conduct. All signatories to this Agreement are required to review this Agreement prior to signing this Agreement.

As a licensed Mobile Vendor Unit, I understand and agree that I cannot and will not conduct business in a manner that would violate any of the Standards of Conduct noted below:

- Mobile food vendor unit operators shall conduct themselves at all times in an orderly and lawful manner, and shall not make, or cause to be made, any unreasonable noise of such volume as to be in violation of the City of Bloomington Noise Ordinance as stated in Title 14 of the Bloomington Municipal Code
- A device may not be used which would amplify sounds nor may attention be drawn to the mobile food vendor unit by an aural means or a light-producing device (examples of such devices may include, but are not meant to be limited to the following: bull horns and strobe lights
- No mobile food vendor unit may be permanently or temporarily affixed to any object, including but not limited to buildings, trees, telephone poles, streetlight poles, traffic signal poles or fire hydrants
- No mobile food vendor unit may be used to advertise any product which is not authorized to be sold from that unit
- Each mobile food vendor unit shall be limited to one sandwich board sign that meets the provisions of Section 20.05.086 of the Bloomington Municipal Code regardless of the zoning district in which it locates, provided a sign permit is obtained from the City's Planning and Transportation Department
- No mobile food vendor unit may make use of any public or private electrical outlet while in operation
- Each mobile food vendor unit shall protect against littering and shall have both an adequate trash receptacle and a separate receptacle for recyclable materials:
  - The trash and recyclable receptacles shall be emptied sufficiently often to allow disposal of litter and waste by the public at any time;
  - The trash and recyclable receptacles on the mobile food vendor unit shall not be emptied into trash or recyclable receptacles owned by the City of Bloomington;
  - Liquid from the mobile food vendor unit shall not be discharged on or in a City sewer or drain or elsewhere on City property, nor on private property without the express written consent of the owner thereof;

- Before leaving any location each mobile food vendor unit shall first pick up, remove and dispose of all trash, refuse and/or recyclable materials, including products spilled on the ground within twenty feet of the mobile food vendor unit.
- No mobile food vendor unit shall expose any pedestrian to any undue safety or health hazards nor shall it be maintained so as to create a public nuisance
- Each mobile food vendor unit shall be maintained free and clear of dirt, and finishes shall not be chipped, faded or unduly marred
- Foods or beverages which present a substantial likelihood that liquid matter or particles will drop to the street or sidewalk during the process of carrying or consuming the food or beverage shall be sold in proper containers so as to avoid falling to the street or sidewalk
- Mobile food vendor units which utilize a grill or device that may result in a spark, flame or fire shall adhere to the following additional standards:
  - Be placed approximately 20 feet from a building or structure;
  - Provide a barrier between the grill or device and the general public;
  - The spark, flame or fire shall not exceed 12 inches in height;
  - A fire extinguisher shall be within reaching distance of the mobile food vendor unit operator at all times;
- Mobile food vendor unit operators shall be required to obey the commands of law enforcement officers or fire officials with respect to activity carried out inside of the City's jurisdictional limits, including, where possible, the removal of the mobile food vendor unit and cessation of such sales
- No mobile food vendor unit shall ever be left unattended
- Mobile food vendor units shall not be stored, parked or left overnight on any City property
- All mobile food vendor units which are food service establishments as defined by Title 10.17 of the Bloomington Municipal Code shall install an approved grease interceptor or grease trap. Foods, oils and greases shall never be discharged into the City's sewer or storm drains
- All mobile food vendor unit operators are required to collect and pay all applicable and appropriate sales taxes
- No mobile food vendor shall provide customer seating unless approval has been provided by the City's Board of Public Works and the City's Planning and Transportation Department
- All mobile food vendors shall comply with the lighting standards found in Chapter 20.05 of the Bloomington Municipal Code
- All mobile food vendors shall comply with the vision clearance standards found in Chapter 20.05 of the Bloomington Municipal Code
- No mobile food vendor shall have a drive-thru
- The decibels of any generator(s) associated with a mobile food vendor unit shall not exceed "70dBA".
  - Such noise measurement shall be made at a height of at least four (4) feet above the ground and at a point approximately twenty-five (25) feet away from where the

noise is being emitted on a sound level meter operated on the "A" weighting network (scale).

- No person other than the operators shall be within twenty-five (25) feet of the sound level meter during the sample period.
- Sound measurements shall be conducted at that time of day or night when the relevant noise source is emitting sound.
- The sound level measurement shall be determined as follows:
  - Calibrate the sound level meter within one (1) hour before use.
  - Set the sound level meter on the "A" weighted network at slow response.
  - Set the omnidirectional microphone in an approximately seventy degree position in a location which complies with subsections (1) and (2) herein. The operator of the sound level meter shall face the noise source and record the meter's instantaneous response.
  - Recalibrate the sound level meter after use.
- It shall be unlawful for any person to interfere, through the use of sound or otherwise, with the taking of sound level measurement.

**I, the undersigned, understand that if I conduct business in violation of any the above described standards of conduct that I subject myself to fines and possible revocation of my Mobile Vendor Unit License, as so described in Chapter 4.28 of the Bloomington Municipal Code.**

**Vendor:**

Name: Marcos Curiel

Signature: 

Date: 03/20/2025



# City of Bloomington Fire Department

PO Box 100  
Bloomington Indiana 47402  
812-332-9763

Mayor Kerry Thomson

Fire Chief Roger Kerr

Current Date	Inspected by	Next Inspection Date	Inspection Number
02/26/2025	Chuck Edward Cohenour	02/26/2026	BFD-2025-0003629

Business Name	Address	City	State	Zip
Arepa Burger	1831 S MAXWELL ST	BLOOMINGTON	IN	47401-6706

Suite

--

## Fire Inspection Results

No fire code violations found.

Thank You

On 02/26/2025 the Arepa Burger was inspected by Bloomington Fire Department and no deficiencies were found.

## Inspection Signatures

Occupancy Contact Signature

A handwritten signature in black ink, appearing to be "Marco", written over a horizontal line.

Marco  
Owner

812-803-8574

arepaburger@cmfamilybusinesses.com

Inspector Signature

A handwritten signature in black ink, appearing to be "CEC II", written over a horizontal line.

Chuck Edward Cohenour  
Deputy Fire Marshal  
812-369-2201

charles.cohenour@bloomington.in.gov



# Mobile Food Establishment License

## Monroe County Health Department

This is to certify that:


**Arepa Burger**

Marcos Curiel CM Family Businesses LLC

2361 W Rappel Avenue

Bloomington, IN 47404

Having complied with the rules and regulations of the Monroe County Health Department as authorized by the Indiana Administrative Code and the Board of Commissioners of Monroe County, Indiana, is hereby authorized to operate a Food Service Establishment at the above location for the calendar year.



Issued:

2/26/2025

By

*Sarah Rytenband MD*  
Monroe County Health Officer

**2025**

**NON-NEGOTIABLE AND NOT TRANSFERABLE      PERMIT EXPIRES FEBRUARY 28, 2026**

# MARCOS CURIEL

for successfully completing the standards set forth for the ServSafe® Food Protection Manager Certification Examination, which is accredited by the American National Standards Institute (ANSI)—Conference for Food Protection (CFP).

10784

EXAM FORM NUMBER

7/8/2027

DATE OF EXPIRATION

Local laws apply. Check with your local regulatory agency for recertification requirements.



Shene L Brown

Sherman Brown  
Executive Vice President, National Restaurant Association Solutions



In accordance with Maritime Labour Convention 2006, Regulation A2.1.4 (2013), Regulation 3.2, Standard A3.2).


©2017 National Restaurant Association Educational Foundation (NRAEF). All rights reserved. ServSafe® and the ServSafe logo are trademarks of the NRAEF, National Restaurant Association® and the are design and trademarks of the National Restaurant Association.

This document cannot be reproduced or stored  
in a retrieval system.

1000

Contact us with questions at 233 S. Wacker Drive, Suite 3600, Chicago, IL 60606-6383 or [ServSafe@restaurant.org](mailto:ServSafe@restaurant.org).





**8. You are required to secure, attach, and submit the following:**

- ☒ A copy of the Indiana registration for the vehicle
- ☒ Copy of a valid driver's license
- ☒ Copy of an Indiana Driver's Record and/or equivalent of whatever State has issued the applicant his/her driver's license
- ☒ Proof of an independent safety inspection of all vehicles to be used in the business (form included with app)
- ☒ Proof of insurance in accordance with the limits described in Section 4.28.090 of the Bloomington Municipal Code:
  - Personal Injury: \$100,000.00 per occurrence and \$300,000 in the aggregate
  - Property Damage: \$25,000.00 per occurrence and \$50,000.00 in the aggregate
- ☒ Release of liability wherein the Applicant agrees to indemnify and hold harmless the City of Bloomington for losses or expenses arising out of the operation of his/her business (included with application)
- ☒ A copy of the business's registration with the Indiana Secretary of State.
- ☒ A copy of the Employer ID number
- ☒ A signed copy of the Prohibited Location Agreement (included with application)
- ☒ A signed copy of the Standards of Conduct Agreement (included with application)
- ☒ Fire inspection (if required)
- ☒ Picture of truck or trailer
- ☒ Copy of all applicable permits required by the Monroe County Health Department, including but not limited to a Food Service Establishment License or a Certified Food Handler License.

**For City Of Bloomington Use Only**

Received in ESD

MAR 20 2025

Received By:

*[Signature]*

Date Approved:

3/20/25

Approved By:

*[Signature]*



## Board of Public Works Staff Report

---

**Project/Event:** 25th Annual Jill Behrman Color the Campus 5K  
**Petitioner/Representative:** Christine Geary,  
Service Director for Student Personnel, Evaluation and Special  
Projects  
Campus Recreational Sports  
**Staff Representative:** Cassie Werne, Special Projects and Operations Manager  
**Date of Event:** Saturday, April 5, 2025  
**Date of Board Meeting:** Tuesday, March 11, 2025

---

### Report:

Indiana University Campus Recreational Sports is sponsoring the 25th Annual Jill Behrman Color the Campus 5K on Saturday, April 5, 2025 from 11:00 a.m. to 1:30 p.m. with a setup / teardown time of 7:00 a.m. and 2:30 p.m. The run begins and ends at the Student Recreational Sports Center (SRSC) on Law Lane and encompasses five color zones and various entertainment along the route: N. Fee Lane, E. 7th Street, Indiana Avenue, N. Union Street, and E. 10th Street. Security and traffic control for the race will be provided by IUPD. All traffic barricades and signs will be provided by IU except for those at the intersection of 7<sup>th</sup> and Indiana and 4<sup>th</sup> and Indiana which will be provided by Department of Public Works, Parking Services Division. The only street that is closed for the duration of the event is the section of Law Lane from Eagleson east to the entrance of the parking lot servicing the SRSC. All other streets are closed on a rolling basis for short periods with the lead and trailing IUPD officers on bikes communicating with the other officers on the course to facilitate this. In addition, the event team comes through shortly after the trailing bike to pick up barricades. Also included with the application are the Risk Management Plan, approved Parade Permit, and Certificate of Insurance. Proceeds in part fund the Jill Behrman Emerging Leader Scholarship, personal safety workshops, and Campus Recreational Sports programs for students.

March 25, 2025

UPDATE: This resolution was updated a redlined version sent to legal. Legal has approved the indemnification changes. Presented for Board review and approval is the updated and signed version.

**BOARD OF PUBLIC WORKS  
RESOLUTION 2025-014**

**JILL BEHRMAN 5K COLOR THE CAMPUS  
RUN**

WHEREAS, the Board of Public Works is empowered by I.C. 36-9-6-2 to supervise city streets; and

WHEREAS, The Trustees of Indiana University on behalf of Campus Recreational Sports, herein after “Sponsors”, has requested use of city streets to conduct the a 5K race, which provides support for Campus Recreational Sports programs that benefit all IUB students; and

WHEREAS, The Sponsors have agreed to provide any traffic control as deemed necessary and as instructed by Bloomington Engineering Department and/or Bloomington Police Department and to incur the complete cost; and

WHEREAS, Sponsors have agreed to provide the city with a Certificate of Insurance which names the City of Bloomington as an additional insured.

NOW, THEREFORE, BE IT RESOLVED THAT the City of Bloomington approves the event herein described, provided that:

1. The City of Bloomington Board of Public Works agrees that City streets may be utilized to conduct the Jill Behrman 5K Color the Campus Run between the hours of 7:00 a.m. and 2:30 p.m. with the event time of 11:00 a.m. to 1:30 p.m. on Saturday, April 05, 2025
2. The City of Bloomington Board of Public Works agrees that vehicular traffic may be restricted for short periods of time on sections of city streets as per the map shown.
3. The Sponsors shall be responsible for developing an MOT, Maintenance of Traffic Plan, to be approved by the Engineering Department.
4. The Sponsors shall obtain, and place at their own expense, any security measures which are deemed prudent and necessary by Bloomington Police Department which may include, but are not limited to: anti-vehicle barriers or protections; pedestrian barriers; and other engineering controls or personnel as deemed appropriate.
5. By granting permission to utilize City property to facilitate this activity, the Board of Public Works also waives the City Noise Ordinance in accordance with Section 14.09.070 of the Bloomington Municipal Code, and therefore amplified music may be played during the hours of the event.

Resolution 2025-014

6. The Sponsors shall be responsible for obtaining any and all required permits as well as being responsible for all legal and financial expenditures, and to obtain from the appropriate entity for permission to use Indiana University property.
7. The Sponsors shall be responsible for all clean-up that may be necessary as a result of the event to be completed by 2:30 p.m. Saturday, April 05, 2025.
8. The Sponsors shall be responsible for notifying all emergency services, transit companies and local cab companies by written notice and to the general public by notice to the press well in advance of the event. Signs should be installed on routes as directed by City staff to inform the general public of possible delays on the day of the event. Notice and signs shall include date and time of the event and the fact that vehicular traffic may be temporarily delayed at times.
9. In consideration for the use of the City's property and to the fullest extent permitted by law, the Sponsors, for itself, its officers, directors, agents, employees, members, successors and assigns, do hereby indemnify and hold harmless the City of Bloomington, the Board, and the officers, agents and employees of the City and the Board from any and all claims, demands, damages, costs, expenses or other liability arising out of bodily injury or property damage (collectively "Claims") which may occur as a result of the use of said property, including, but not limited to, any claim or claims brought by third parties, whether or not sounding in tort or contract; provided however, that Sponsors' obligation to hold City harmless shall be limited in substance by statutes designed to protect and limit the exposure and liability of the Sponsors as an instrumentality of the State of Indiana (e.g., actions and conditions as to which the Sponsors are immunized by the Indiana Medical Malpractice Act, the Indiana Tort Claims Act, dollar limits stated in such Acts, exemption from punitive damages, and the continued ability to defeat a claim by reason of contributory negligence or fault of the claimant), so that the Sponsor's liability to hold harmless shall not exceed what might have been its liability to claimant if sued directly by claimant in Indiana and all appropriate defenses had been raised by the Sponsors.

ADOPTED THIS 25TH DAY OF MARCH, 2025.

**BOARD OF PUBLIC WORKS:**

\_\_\_\_\_  
Kyla Cox Deckard, President

\_\_\_\_\_  
Elizabeth Karon, Vice President

**IU Campus Recreational Sports**

*Jason D. Dudich* Electronically signed by:  
Jason D. Dudich  
Date: Mar 20, 2025 10:10 EDT

\_\_\_\_\_  
Signature

Vice President and Chief Financial Officer

\_\_\_\_\_  
Position

Resolution 2025-014

---

James Roach, Secretary

Mar 20, 2025

---

Date

*JS*

Resolution 2025-014

**REGISTER OF PAYROLL CLAIMS**  
**Board: Board of Public Works Claim Register**

Date:	Type of Claim	FUND	Description	Bank Transfer	Amount
3/21/2025	Payroll				680,195.40
					<u>680,195.40</u>

**ALLOWANCE OF CLAIMS**

We have examined the claims listed on the foregoing register of claims, consisting of **1** claim, and except for the claims not allowed as shown on the register, such claims are hereby allowed in the total amount of **\$ 680,195.40**

**Dated this 25th day of March year of 2025.**

_____	_____	_____
Kyla Cox Deckard, President	Elizabeth Karon, Vice President	James Roach, Secretary

I hereby certify that each of the above listed voucher(s) or bill(s) is (are) true and correct and I have audited same in accordance with IC 5-11-10-1.6.

Fiscal Officer \_\_\_\_\_



## Board of Public Works Staff Report

---

**Project/Event:** Duke Energy Pole Work  
**Staff Representative:** Kyle Baugh  
**Petitioner/Representative:** Corey Brackney  
**Date:** March 25<sup>th</sup>, 2025

---

**Report:** Duke Energy is requesting lane closures for pole replacement and overhead equipment installation. Each location is expected to take one day to complete. Location details can be found in the plan set with the corresponding sheet numbers. Locations include:

Sheet 1 - Replacing overhead equipment on pole # 173-250 on the west side of S Walnut Street Pike.

Sheet 2 - Replacing pole # 153-257 on E side of S Walnut Street Pike. Replacing pole #'s 153-256 and 153-253 on the west side of S Walnut Street Pike.

Sheet 3 - Replacing pole #'s 153-260 and 153-258 along the east side of S Walnut Street Pike.

Sheet 4 - Replacing pole # 151-208 along the west side of S Walnut Street Pike. Replacing pole #'s 179-898 and 151-207 along the west side of S Walnut Street Pike.

Sheet 5 - Replacing pole # 171-200 along the east side of S Walnut Street Pike.

Sheet 6 - Replacing pole # 151-197 along the west side of S Walnut Street Pike. Replacing overhead equipment on pole # 763-221 along the east side of S Henderson Street.

Duke Energy is planning to implement these closures within the time frame of July 15<sup>th</sup>, 2025, to October 31<sup>st</sup>, 2025. The lane closures will be in place between 8am - 5pm. Duke Energy has supplied maintenance of traffic plans for all work. Please see attached plans for details.





March 11, 2025

Via Electronic Delivery

Board of Public Works  
City of Bloomington  
401 North Morton Street  
Bloomington, IN 47404

Re: WO # 56247048

Dear Board Members:

Duke Energy is planning work along the east side of S Walnut Street Pike in Bloomington, IN where we will be replacing overhead equipment on 2 poles, as well as replacing 11 poles. Duke Energy is respectfully requesting the temporary lane closure along the east side of S Walnut Street Pike beginning at the intersection of E Heather Drive and extending to E Sherwood Hills Drive. This work will be performed in accordance with the attached Maintenance of Traffic plan, and we are requesting to complete this work between the dates of 7-15-25 and 8-14-25. Each location we are planning to work will be closed no more than 3 consecutive days and we are only requesting the individual closures be for up to 3 days in case of inclement weather.

Duke Energy will coordinate with the City of Bloomington and City of Bloomington Utilities, law enforcement, and transit providers to assure that this restriction and closure information is well communicated. Therefore, Duke Energy respectfully requests that the Board of Public Works approves the restrictions closure referenced above from July 15, 2025 through October 14, 2025.

With regards,

Corey Brackney

A handwritten signature in black ink, appearing to read "GBB", located below the typed name "Corey Brackney".

USP: RECLOSER AT POLE 162-798, 2660-2758 S Walnut Street Pike, Bloomington, IN, 47401  
USP: CIRCUIT BREAKER AT BLOOMINGTON ROGERS ST (205) 1206  
USP:  
USP:  
USP:



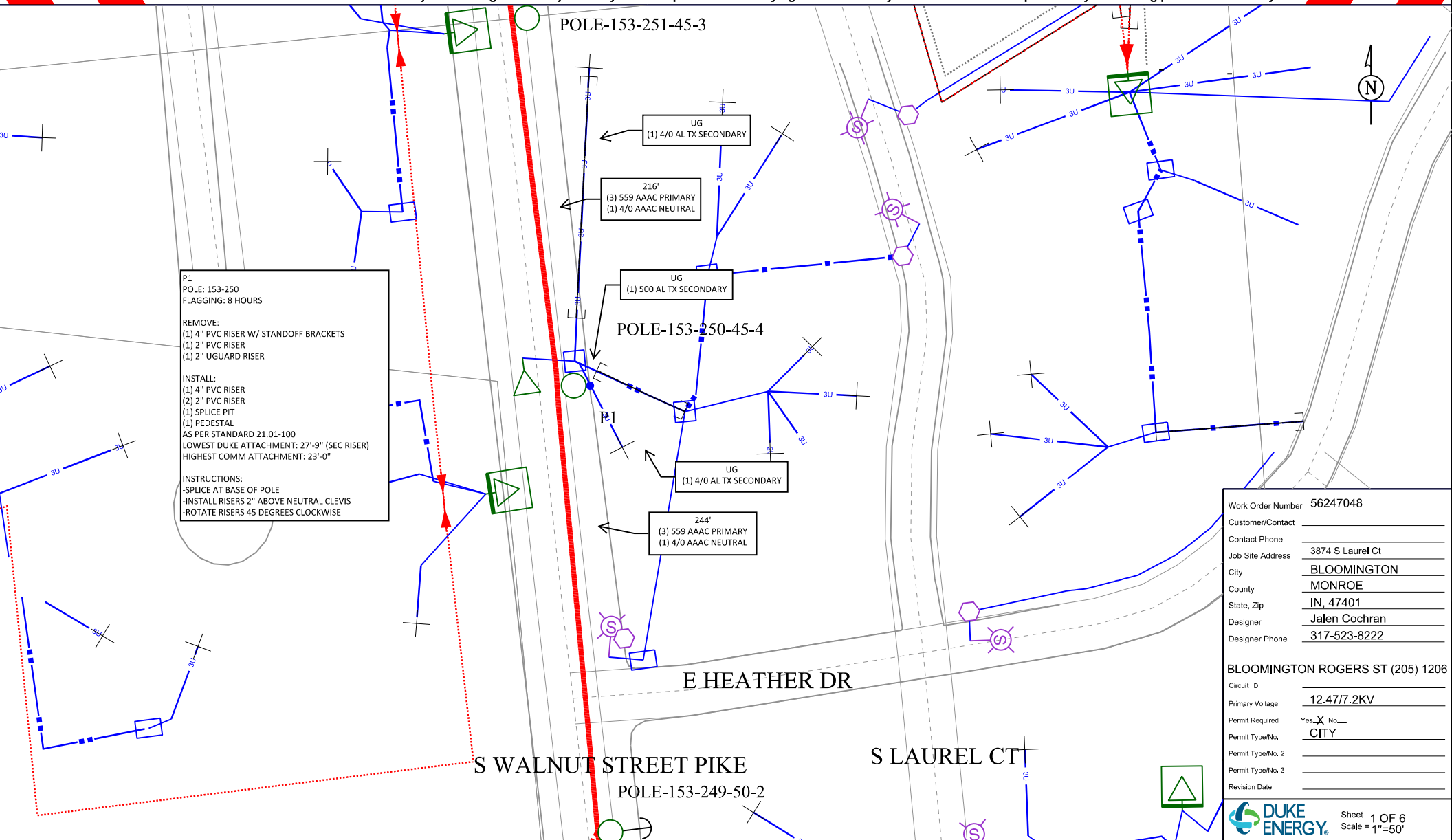
#### Safety Reminders / Adverse Conditions

? 2410FBT0151DEI  
? BLOOMINGTON SERVICE AREA  
? OPERATING UNIT V742 RESP CENTER S450  
? PERRY TOWNSHIP



Work Zone General Comments: Double click to e

**REMEMBER: Work zone area conditions may have changed for this job! Everyone is responsible for verifying the above safety information is correct prior to any work being performed each day.**



Work Order Number 56247048  
Customer/Contact \_\_\_\_\_  
Contact Phone \_\_\_\_\_  
Job Site Address 3874 S Laurel Ct  
City BLOOMINGTON  
County MONROE  
State, Zip IN, 47401  
Designer Jalen Cochran  
Designer Phone 317-523-8222

BLOOMINGTON ROGERS ST (205) 1206  
Circuit ID \_\_\_\_\_  
Primary Voltage 12.47/7.2KV  
Permit Required Yes ☒ No ☐  
Permit Type/No. CITY  
Permit Type/No. 2 \_\_\_\_\_  
Permit Type/No. 3 \_\_\_\_\_  
Revision Date \_\_\_\_\_



Sheet 1 OF 6  
Scale = 1"=50'

USP: RECLOSER AT POLE 162-798, 2660-2758 S Walnut Street Pike, Bloomington, IN, 47401  
 USP: CIRCUIT BREAKER AT BLOOMINGTON ROGERS ST (205) 1206  
 USP:  
 USP:  
 USP:

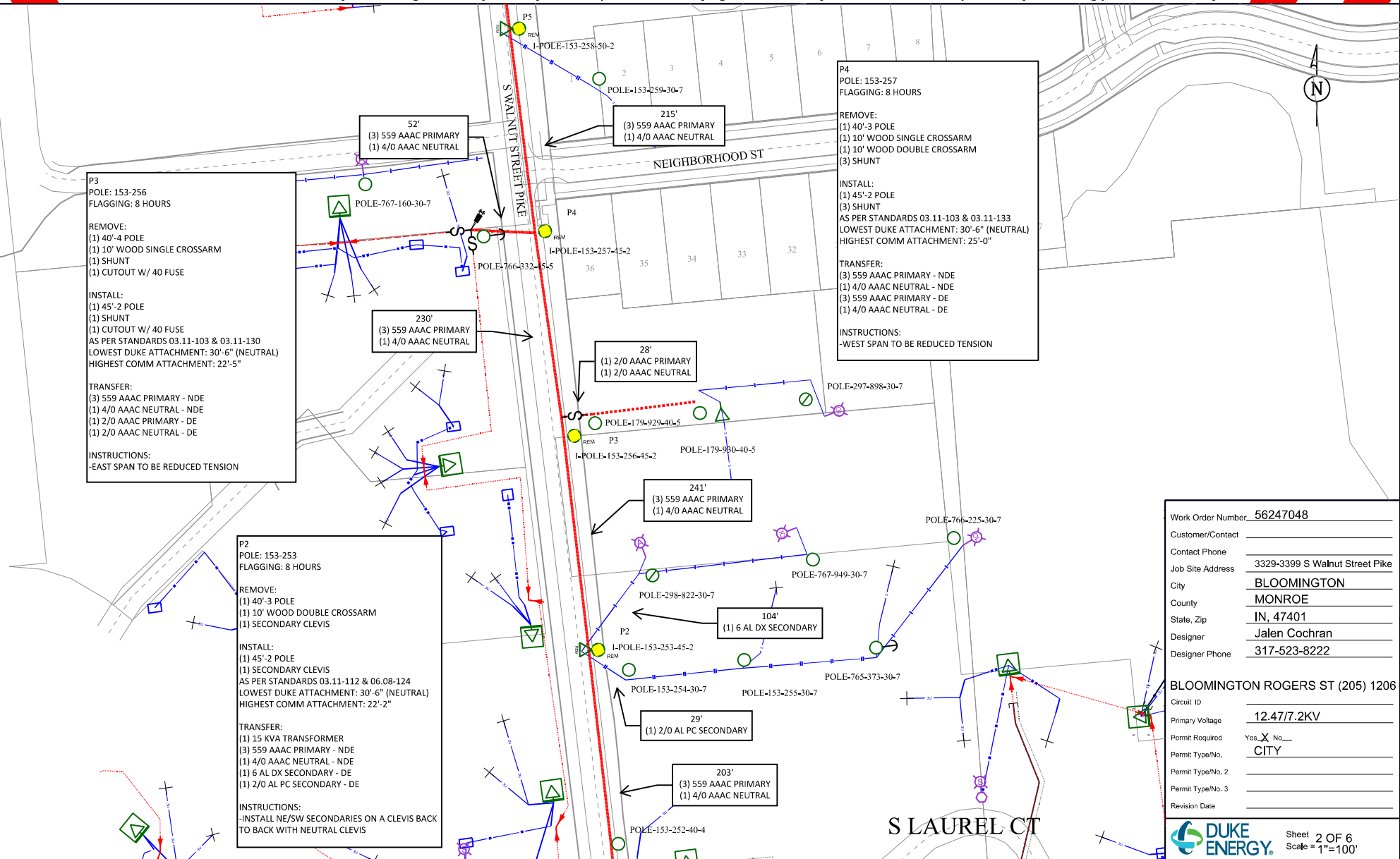


**Safety Reminders / Adverse Conditions**  
 ? 2410FBT0151DEI  
 ? BLOOMINGTON SERVICE AREA  
 ? OPERATING UNIT V742 RESP CENTER S450  
 ? PERRY TOWNSHIP



**Work Zone General Comments: Double click to e**

**REMEMBER: Work zone area conditions may have changed for this job! Everyone is responsible for verifying the above safety information is correct prior to any work being performed each day.**



USP: RECLOSER AT POLE 162-798, 2660-2758 S Walnut Street Pike, Bloomington, IN, 47401  
 USP: CIRCUIT BREAKER AT BLOOMINGTON ROGERS ST (205) 1206  
 USP:  
 USP:  
 USP:



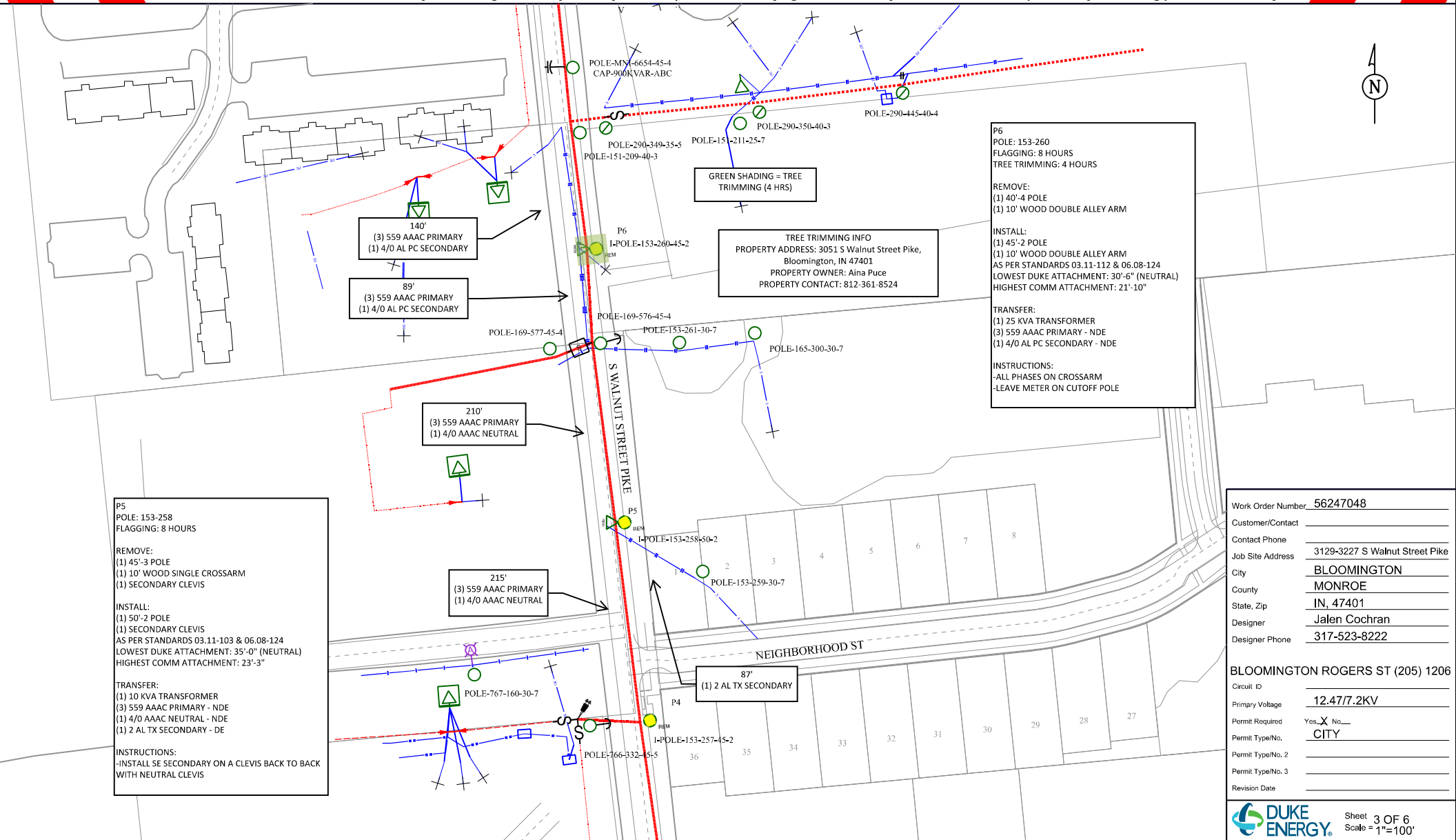
### Safety Reminders / Adverse Conditions

? 2410FBT0151DEI  
 ? BLOOMINGTON SERVICE AREA  
 ? OPERATING UNIT V742 RESP CENTER S450  
 ? PERRY TOWNSHIP



Work Zone General Comments: Double click to e

**REMEMBER: Work zone area conditions may have changed for this job! Everyone is responsible for verifying the above safety information is correct prior to any work being performed each day.**



Work Order Number 56247048  
 Customer/Contact \_\_\_\_\_  
 Contact Phone \_\_\_\_\_  
 Job Site Address 3129-3227 S Walnut Street Pike  
 City BLOOMINGTON  
 County MONROE  
 State, Zip IN, 47401  
 Designer Jalen Cochran  
 Designer Phone 317-523-8222

**BLOOMINGTON ROGERS ST (205) 1206**  
 Circuit ID \_\_\_\_\_  
 Primary Voltage 12.47/7.2KV  
 Permit Required Yes ☒ No ☐  
 Permit Type/No. CITY  
 Permit Type/No. 2 \_\_\_\_\_  
 Permit Type/No. 3 \_\_\_\_\_  
 Revision Date \_\_\_\_\_



Sheet **3** OF 6  
 Scale = 1"=100'

USP: RECLOSER AT POLE 162-798, 2660-2758 S Walnut Street Pike, Bloomington, IN, 47401  
 USP: CIRCUIT BREAKER AT BLOOMINGTON ROGERS ST (205) 1206  
 USP:  
 USP:  
 USP:



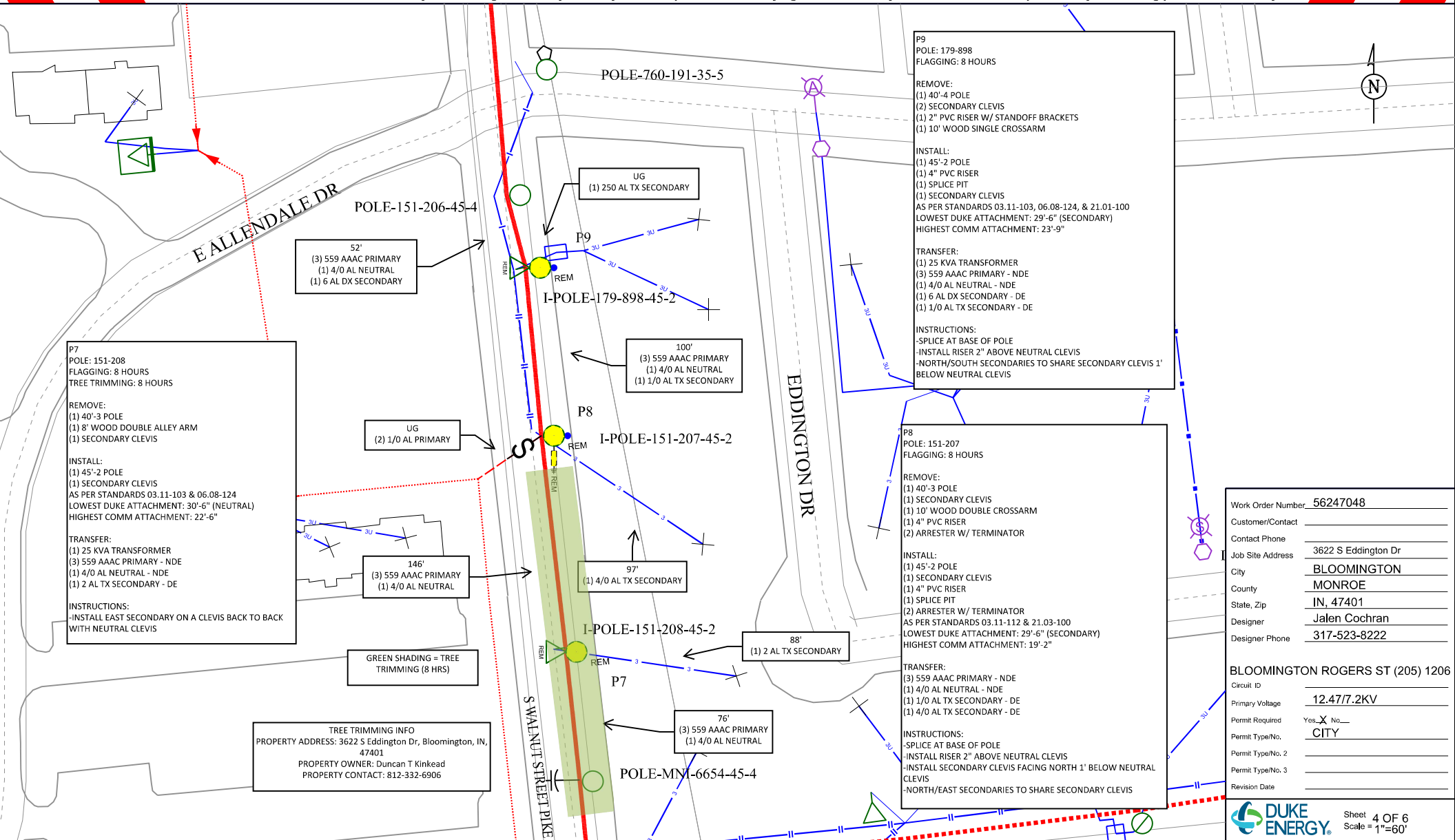
### Safety Reminders / Adverse Conditions

? 2410FBT0151DEI  
 ? BLOOMINGTON SERVICE AREA  
 ? OPERATING UNIT V742 RESP CENTER S450  
 ? PERRY TOWNSHIP



Work Zone General Comments: Double click to e

**REMEMBER: Work zone area conditions may have changed for this job! Everyone is responsible for verifying the above safety information is correct prior to any work being performed each day.**



**P7**  
 POLE: 151-208  
 FLAGGING: 8 HOURS  
 TREE TRIMMING: 8 HOURS  
 REMOVE:  
 (1) 40'-3 POLE  
 (1) 8' WOOD DOUBLE ALLEY ARM  
 (1) SECONDARY CLEVIS  
 INSTALL:  
 (1) 45'-2 POLE  
 (1) SECONDARY CLEVIS  
 AS PER STANDARDS 03.11-103 & 06.08-124  
 LOWEST DUKE ATTACHMENT: 30'-6" (NEUTRAL)  
 HIGHEST COMM ATTACHMENT: 22'-6"  
 TRANSFER:  
 (1) 25 KVA TRANSFORMER  
 (3) 559 AAAC PRIMARY - NDE  
 (1) 4/0 AL NEUTRAL - NDE  
 (1) 2 AL TX SECONDARY - DE  
 INSTRUCTIONS:  
 -INSTALL EAST SECONDARY ON A CLEVIS BACK TO BACK WITH NEUTRAL CLEVIS

52'  
 (3) 559 AAAC PRIMARY  
 (1) 4/0 AL NEUTRAL  
 (1) 6 AL DX SECONDARY

UG  
 (2) 1/0 AL PRIMARY

146'  
 (3) 559 AAAC PRIMARY  
 (1) 4/0 AL NEUTRAL

GREEN SHADING = TREE TRIMMING (8 HRS)

**TREE TRIMMING INFO**  
 PROPERTY ADDRESS: 3622 S Eddington Dr, Bloomington, IN, 47401  
 PROPERTY OWNER: Duncan T Kinkead  
 PROPERTY CONTACT: 812-332-6906

UG  
 (1) 250 AL TX SECONDARY

100'  
 (3) 559 AAAC PRIMARY  
 (1) 4/0 AL NEUTRAL  
 (1) 1/0 AL TX SECONDARY

EDDINGTON DR

S WALNUT STREET PIKE

**P9**  
 POLE: 179-898  
 FLAGGING: 8 HOURS  
 REMOVE:  
 (1) 40'-4 POLE  
 (2) SECONDARY CLEVIS  
 (1) 2" PVC RISER W/ STANDOFF BRACKETS  
 (1) 10" WOOD SINGLE CROSSARM  
 INSTALL:  
 (1) 45'-2 POLE  
 (1) 4" PVC RISER  
 (1) SPLICE PIT  
 (1) SECONDARY CLEVIS  
 AS PER STANDARDS 03.11-103, 06.08-124, & 21.01-100  
 LOWEST DUKE ATTACHMENT: 29'-6" (SECONDARY)  
 HIGHEST COMM ATTACHMENT: 23'-9"  
 TRANSFER:  
 (1) 25 KVA TRANSFORMER  
 (3) 559 AAAC PRIMARY - NDE  
 (1) 4/0 AL NEUTRAL - NDE  
 (1) 6 AL DX SECONDARY - DE  
 (1) 1/0 AL TX SECONDARY - DE  
 INSTRUCTIONS:  
 -SPICE AT BASE OF POLE  
 -INSTALL RISER 2" ABOVE NEUTRAL CLEVIS  
 -NORTH/SOUTH SECONDARIES TO SHARE SECONDARY CLEVIS 1' BELOW NEUTRAL CLEVIS

**P8**  
 POLE: 151-207  
 FLAGGING: 8 HOURS  
 REMOVE:  
 (1) 40'-3 POLE  
 (1) SECONDARY CLEVIS  
 (1) 10" WOOD DOUBLE CROSSARM  
 (1) 4" PVC RISER  
 (2) ARRESTER W/ TERMINATOR  
 INSTALL:  
 (1) 45'-2 POLE  
 (1) SECONDARY CLEVIS  
 (1) 4" PVC RISER  
 (1) SPLICE PIT  
 (2) ARRESTER W/ TERMINATOR  
 AS PER STANDARDS 03.11-112 & 21.03-100  
 LOWEST DUKE ATTACHMENT: 29'-6" (SECONDARY)  
 HIGHEST COMM ATTACHMENT: 19'-2"  
 TRANSFER:  
 (3) 559 AAAC PRIMARY - NDE  
 (1) 4/0 AL NEUTRAL - NDE  
 (1) 1/0 AL TX SECONDARY - DE  
 (1) 4/0 AL TX SECONDARY - DE  
 INSTRUCTIONS:  
 -SPICE AT BASE OF POLE  
 -INSTALL RISER 2" ABOVE NEUTRAL CLEVIS  
 -INSTALL SECONDARY CLEVIS FACING NORTH 1' BELOW NEUTRAL CLEVIS  
 -NORTH/EAST SECONDARIES TO SHARE SECONDARY CLEVIS

Work Order Number	56247048
Customer/Contact	
Contact Phone	
Job Site Address	3622 S Eddington Dr
City	BLOOMINGTON
County	MONROE
State, Zip	IN, 47401
Designer	Jalen Cochran
Designer Phone	317-523-8222
<b>BLOOMINGTON ROGERS ST (205) 1206</b>	
Circuit ID	
Primary Voltage	12.47/7.2KV
Permit Required	Yes <input checked="" type="checkbox"/> No <input type="checkbox"/>
Permit Type/No.	CITY
Permit Type/No. 2	
Permit Type/No. 3	
Revision Date	

USP: RECLOSER AT POLE 162-798, 2660-2758 S Walnut Street Pike, Bloomington, IN, 47401  
 USP: CIRCUIT BREAKER AT BLOOMINGTON ROGERS ST (205) 1206  
 USP:  
 USP:  
 USP:



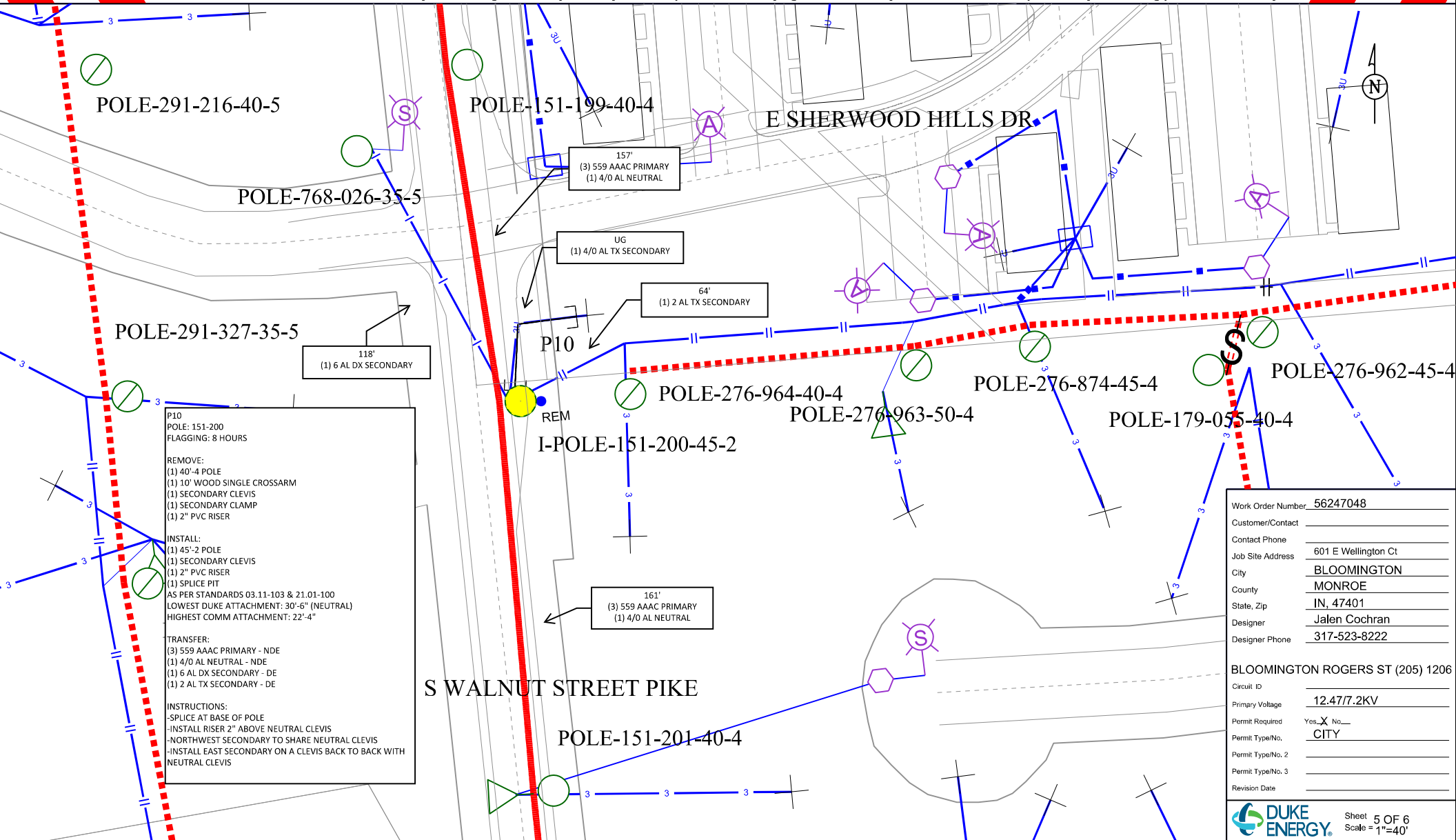
**Safety Reminders / Adverse Conditions**

? 2410FBT0151DEI  
 ? BLOOMINGTON SERVICE AREA  
 ? OPERATING UNIT V742 RESP CENTER S450  
 ? PERRY TOWNSHIP



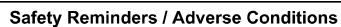
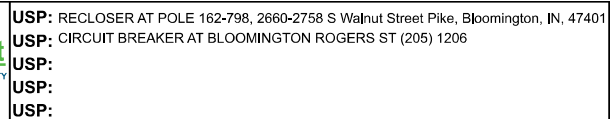
**Work Zone General Comments: Double click to e**

**REMEMBER: Work zone area conditions may have changed for this job! Everyone is responsible for verifying the above safety information is correct prior to any work being performed each day.**



Work Order Number	56247048
Customer/Contact	
Contact Phone	
Job Site Address	601 E Wellington Ct
City	BLOOMINGTON
County	MONROE
State, Zip	IN, 47401
Designer	Jalen Cochran
Designer Phone	317-523-8222
BLOOMINGTON ROGERS ST (205) 1206	
Circuit ID	
Primary Voltage	12.47/7.2KV
Permit Required	Yes <input checked="" type="checkbox"/> No <input type="checkbox"/>
Permit Type/No.	CITY
Permit Type/No. 2	
Permit Type/No. 3	
Revision Date	

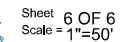





? : 2410FBT0151DEI  
 ? : BLOOMINGTON SERVICE AREA  
 ? : OPERATING UNIT V742 RESP CENTER S450  
 ? : PERRY TOWNSHIP



**REMEMBER:** Work zone area conditions may have changed for this job! Everyone is responsible for verifying the above safety information is correct prior to any work being performed each day.



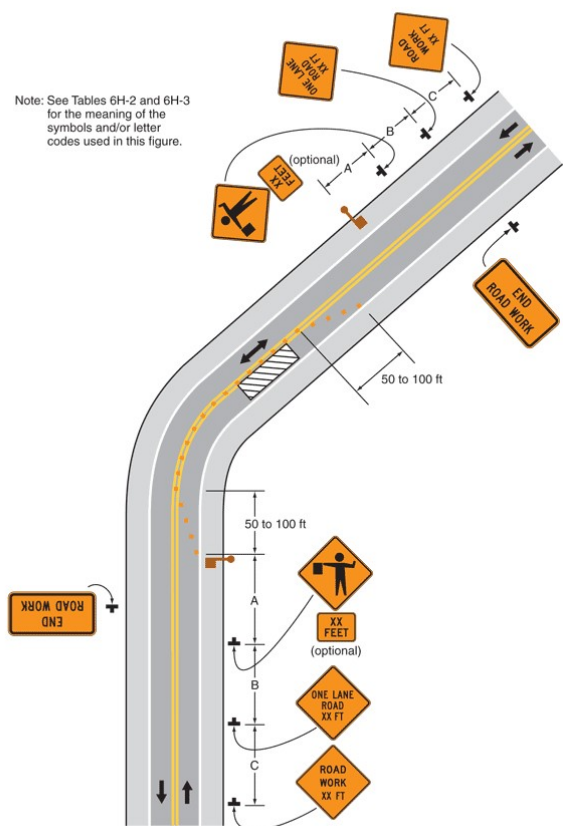
Manual on Uniform Traffic  
Control Devices (MUTCD)

Knowledge

[Back to Chapter 6H](#)

## 2009 Edition Part 6 Figure 6H-10. Lane Closure on a Two-Lane Road Using Flaggers (TA-10)

Figure 6H-10. Lane Closure on a Two-Lane Road Using Flaggers (TA-10)



Typical Application 10

Figure 6H-10. Lane Closure on a Two-Lane Road Using Flaggers (TA-10)

This figure illustrates lane closure on a two-lane road using flaggers. A legend under the figure states that this is Typical Application 10. A note states "See [Tables 6H-2](#) and [6H-3](#) for the meaning of the symbols and/or letter codes used in this figure."

A vertical two-lane roadway is shown, the top half curving to the right. Downward-pointing black arrows in the left lane and upward-pointing black arrows in the right lane denote the direction of travel. The opposing lanes are shown separated by a solid double yellow line. A shoulder is shown to the right of each direction of travel. The shoulders are shown separated from the travel lanes by a solid white line.

At the bottom of the figure and to the right of the shoulder of the right lane, a black inverted "T" is shown denoting a sign. The sign is shown as a diamond-shaped orange sign with a black border and the words "ROAD WORK XX FT" in black. This sign is shown at a dimensioned distance C in advance of another diamond-shaped orange sign with a black border to the right of the right shoulder. It shows the words "ONE LANE ROAD XX FT" in black. This sign is shown at a dimensioned distance B in advance of a sign assembly to the right of the right shoulder. This assembly is shown as composed of a diamond-shaped orange sign with a black border and a black symbol of a flagger above a horizontal rectangular orange supplemental plaque labeled optional with a black border and the distance "XX FEET" in black. This sign assembly is shown at a dimensioned distance A in advance of a red symbol for a flagger, shown on the right shoulder. Beginning where the flagger is shown and at the white line separating the shoulder from the right lane, a series of orange squares, denoting channelizing devices, are shown tapering in to the solid double yellow line separating the opposing traffic lanes. The space between the first channelizing device at the shoulder to the one shown on the solid double yellow line is shown as a dimension of 50 to 100 ft. Beyond this area, the channelizing devices continue along the solid double yellow line as the road is shown curving to the right.

Beyond the curve, the work space is shown in the right lane, represented by a vertical rectangular black and white diagonally striped box. The channelizing devices are shown continuing along the solid double yellow line to a point one device beyond the work space and then tapering back to the right shoulder for a dimensioned distance of 50 to 100 ft. Near the top of the figure, a horizontal rectangular orange sign with a black border is shown to the right of the right shoulder with the words "END ROAD WORK" in black.

At the top of the figure, to the outside of the left lane, the same three diamond-shaped orange signs are shown at the same dimensioned distances in advance of another flagger symbol in advance of the work space. Beyond the work space and roadway curve in the left lane, another End Road Work sign is shown.

[Back to Chapter 6H](#)





## Board of Public Works Staff Report

---

<b>Project/Event:</b>	Indiana University Retaining Wall Project
<b>Staff Representative:</b>	Kyle Baugh
<b>Petitioner/Representative:</b>	Doug Sanders
<b>Date:</b>	March 25 <sup>th</sup> , 2025

---

**Report:** Indiana University is requesting the temporary closure of the sidewalk and parking lane on the northern side of E 9th St, adjacent to 801 and 809 E 9th St, to facilitate the demolition and reconstruction of a retaining wall located on the south side of these properties. Due to the nature of this work, construction equipment, materials, and active demolition will occupy the area immediately adjacent to the sidewalk and parking lane. This work is planned to take seven weeks starting on March 26<sup>th</sup>, 2025 and completing by May 14<sup>th</sup>, 2025.

Per Bloomington Municipal Code §12.08.110, a pedestrian diversion is typically required when a sidewalk is closed due to construction activities. The project team and engineering staff have considered this requirement but determined that a pedestrian diversion is not feasible at this location for the following reasons:

- Traffic Lane Encroachment – To establish a compliant pedestrian diversion, pedestrians would need to be rerouted into the existing traffic lane. This would require shifting vehicular traffic, which is not recommended given the constraints of E 9th St.
- Proximity to Active Construction – Redirecting pedestrians closer to the work zone would place them within an unsafe environment where demolition equipment, heavy machinery, and debris could create potential hazards. The site conditions do not allow for sufficient protective barriers to ensure pedestrian safety within the remaining right-of-way.

Given these constraints, the best approach to ensure public safety is a full sidewalk closure with appropriate detour signage directing pedestrians to the south sidewalk on E 9th St.



## INDIANA UNIVERSITY

FACILITY OPERATIONS

Bloomington

Monday, March 10, 2025

Board of Public Works  
City of Bloomington  
401 North Morton Street  
Bloomington, In. 47404

Re: 9<sup>th</sup> street parking and sidewalk closures

Dear Members of the Board:

Indiana University and IU Real Estate are planning a project to replace deteriorating retaining walls and sidewalks at both 801 and 809 E 9<sup>th</sup> street. In order to facilitate these projects, the university is respectfully requesting a closure of the street parking adjacent to these properties, as well as the adjacent sidewalks, to accommodate the wall replacement as well as the sidewalk replacement. We will use a MOT based upon the accepted MUTCD practices of a combination of barricades and signs to safely route pedestrian traffic to the opposite side of the street and back. IU is requesting to have these closures in place from March 26, 2025, through end of business day May 2, 2025.

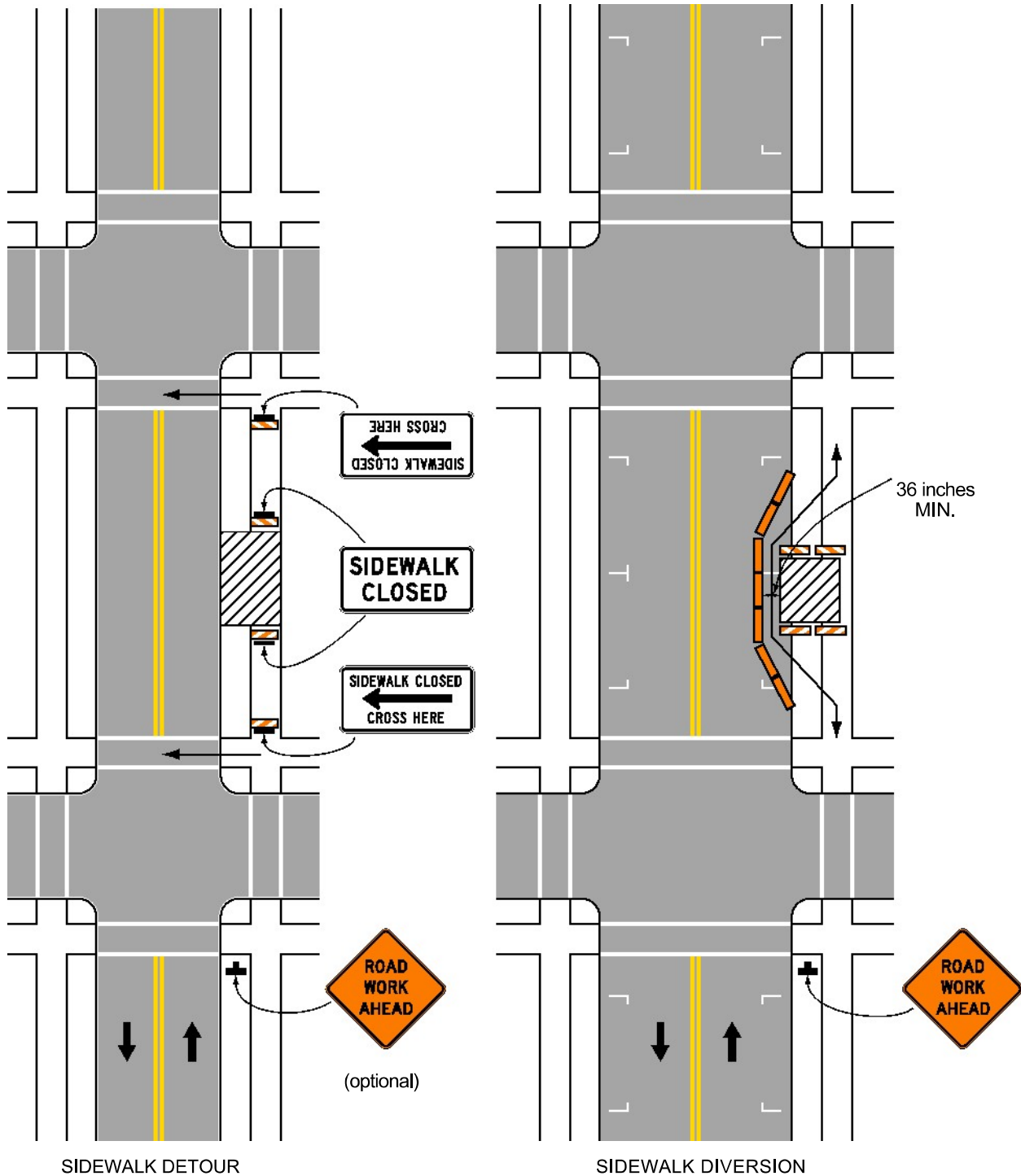
IU is committed to coordinating with the City of Bloomington, City of Bloomington Utilities, law enforcement and public safety entities, and local transit providers to assure that they are aware of the pedestrian and parking restrictions in this area. We further assure that adjacent property owners in the area will also be informed of this work and these restrictions.

Therefore, Indiana University respectfully requests that the Board of Public Works approves these referenced closures from March 26 – May 2<sup>nd</sup>, so that proposed improvements to the safety of our pedestrian pathways may be realized.

Kind regards,

J. Doug Sanders

Indiana University Facilities Hardscape Coordinator

**Figure 6H-28. Sidewalk Detour or Diversion (TA-28)****Typical Application 28**

Note: See Tables 6H-2 and 6H-3 for the meaning of the symbols and/or letter codes used in this figure.



## Board of Public Works Staff Report

---

**Project/Event:** Approve Services Agreement with Keramida for Soil Investigation on the B-Line Extension Project

**Petitioner/Representative:** Engineering Department

**Staff Representative:** Roy Aten

**Date:** 03/25/2025

---

**Report:** This project is constructing a multiuse path on the east side of North Fountain Drive and North Crescent Road, connecting the B-Line Trail to the multiuse path along West 17<sup>th</sup> Street. Additionally, the intersection of Crescent Road and Fountain drive has been realigned. This services agreement with Keramida will provide testing of soils along the B-line Trail section for levels of lead above the IDEM closure limits for a trail facility. Total NTE amount of \$5,340.00.



## CONTRACT COVER MEMORANDUM

**TO:** Legal Department, Aleksandrina Pratt  
**FROM:** Engineering Department, Roy Aten  
**DATE:** March 25<sup>th</sup>, 2025  
**RE:** Approve Services Agreement with Keramida for Soil Investigation on the B-Line Extension Project

<b>Contract Recipient/Vendor Name:</b>	Keramida, Inc.
<b>Department Head Initials of Approval:</b>	AC
<b>Responsible Department Staff:</b> <i>(Return signed copy to responsible staff)</i>	Roy Aten
<b>Responsible Attorney:</b> <i>(Return signed copy to responsible attorney)</i>	Aleksandrina Pratt
<b>Record Destruction Date:</b> <i>(Legal to fill in)</i>	2037
<b>Legal Department Internal Tracking #:</b> <i>(Legal to fill in)</i>	25-233
<b>Due Date For Signature:</b>	3/25/2025
<b>Expiration Date of Contract:</b>	March 31, 2026
<b>Renewal Date for Contract:</b>	N/A
<b>Total Dollar Amount of Contract:</b>	\$5,340.00
<b>Funding Source:</b>	Consolidated TIF Bonds Proceeds, West 17 <sup>th</sup> Street Area, GL 4445-15-159006-53990
<b>W9/EFT Complete:</b> <i>(Staff Member of Responsible Dept. to fill in)</i>	Yes
<b>Affirmative Action Plan Complete (if applicable):</b> <i>(Staff Member of Responsible Dept. to fill in)</i>	N/A
<b>Procurement Summary Complete:</b> <i>(Staff Member of Responsible Dept. to fill in)</i>	Yes

**Summary of Contract:** This project is constructing a multiuse path on the east side of North Fountain Drive and North Crescent Road, connecting the B-Line Trail to the multiuse path along West 17<sup>th</sup> Street. Additionally, the intersection of Crescent Road and Fountain drive has been realigned. This services agreement with Keramida will provide testing of soils along the B-line Trail section for levels of lead above the IDEM closure limits for a trail facility. Total NTE amount of \$5,340.00. (Consolidated TIF, Est 17th Street Area, 4445-15-159006-53990). *(staff lead Roy Aten)*

## City of Bloomington Contract and Purchase Justification Form

Vendor: Keramida, Inc

Contract Amount: \$5,340.00

This form should be completed and attached to the contract documents and forwarded to the Legal Department Attorney assigned to your Department. Contracts will not be approved by the Controller if a completed form is not included with the contract documents.

### PURCHASE INFORMATION

1. Check the box beside the procurement method used to initiate this procurement: (Attach a quote or bid tabulation if applicable)

☐

Request for Quote (RFQ)

☐

Request for Proposal (RFP)

☐

Sole Source

☒

Not Applicable (NA)

☐

Invitation to Bid (ITB)

☐

Request for Qualifications (RFQu)

☐

Emergency Purchase

2. List the results of procurement process. Give further explanation where requested.

Yes No

# of Submittals: 1

Yes No

Was the lowest cost selected? (If no, please state below why it was not.)

☐
☒

Met city requirements?

☒
☐

Met item or need requirements?

☐
☐

Was an evaluation team used?

☐
☒

Was scoring grid used?

☐
☒

Were vendor presentations requested?

☐
☒

Professional Services Agreement, selection was based on qualifications.

3. State why this vendor was selected to receive the award and contract:

Qualifications based.

Roy Aten

Senior Project Manager

Engineering

Print/Type Name

Print/Type Title

Department

## **AGREEMENT FOR PROFESSIONAL SERVICES**

**THIS AGREEMENT** (the “Agreement”) is entered into by and between the City of Bloomington and Engineering Department, by its Public Works Board (the “City”), and Keramida (“Contractor”), (collectively the “Parties”).

1. **Scope of Services.** Contractor shall provide the Services for the City as outlined in **Exhibit “A”**. Time is of the essence and Contractor shall diligently complete all Services in a timely manner consistent with the Standard of Care identified below.
2. **Effective Date, Term and Termination.**
  - a. **Effective Date.** The effective date for this contract is the date last entered in the signature blocks below.
  - b. **Term.** This Agreement shall commence on the effective date and expire on the 31st day of March, 2026.
  - c. **Termination.** In the event of a party’s failure to perform in accordance with the terms of this Agreement, the other party shall have the right to terminate the Agreement upon written notice. The nonperforming party shall have fourteen (14) calendar days from the receipt of the termination notice to cure or to submit a plan for cure acceptable to the other party. Additionally, the City may terminate or suspend performance of this Agreement at the City’s prerogative at any time upon written notice to Contractor. Contractor shall terminate or suspend performance of the Services on a schedule acceptable to the City and the City shall pay the Contractor for all the Services performed up to the date that written notice is received, plus reasonable termination or suspension expenses. Upon restart, an equitable adjustment shall be made to Contractor’s compensation and the schedule of services. Upon termination or suspension of this Agreement, all finished or unfinished reports, drawings, collections of data and other documents generated by Contractor in connection with this Agreement shall become the property of the City, as set forth below.
3. **Compensation.** Upon completion of all Services, the City shall pay Contractor for all fees and expenses for all Services herein provided in an amount not to exceed Five Thousand, three hundred, forty and 00/100 (\$5,340.00) Dollars. Contractor shall submit an invoice to the City upon the completion of all Services. The invoice shall be sent to: Engineering Department, City of Bloomington, 401 North Morton St., Bloomington, Indiana 47404. Invoices may be sent via first class mail postage prepaid or via email. Payment will be remitted to Contractor within forty-five (45) days of receipt of invoice. Additional services and/or any changes in the Services not set forth in Exhibit “A”, shall be authorized in writing by the City or its designated project coordinator prior to such work being performed, or expenses incurred. The City shall not make payment for any unauthorized work or expenses. No additional work shall be performed until and unless additional funding is approved and a fully executed written amendment to this Agreement reached by both parties herein.
4. **Standard of Care.** Contractor shall be responsible for completion of the Services in a manner sufficient to meet the professional standards consistent with that of the industry. The City shall be the sole judge of the adequacy of Contractor’s work in meeting such standards. However, the City shall not unreasonably withhold its approval as to the adequacy of such performance.

Upon notice to Contractor and by mutual agreement between the parties, Contractor will, without additional compensation, correct or replace any and all Services not meeting the Standard of Care.

5. **Responsibilities of the City.** The Department shall provide all necessary information regarding requirements for the Services. The Department shall furnish such information as expeditiously as is necessary for the orderly progress of the work, and Contractor shall be entitled to rely upon the accuracy and completeness of such information. The Department's Project Manager designated in the Notices section below shall act on its behalf with respect to this Agreement.
6. **Appropriation of Funds.** If funds for the continued fulfillment of this Agreement by the City are at any time not forthcoming or are insufficient, through failure of any entity, including the City itself, to appropriate funds or otherwise, then the City shall have the right to terminate this Agreement without penalty.
7. **Schedule.** Contractor shall perform the Services according to the schedule set forth in **Exhibit "B"**. The time limits established by this schedule shall not be exceeded, except for reasonable cause as mutually agreed by the parties.
8. **Identity of Contractor.** Contractor acknowledges that one of the primary reasons for its selection by the City to perform the duties described in this Agreement is the qualification and experience of the principal personnel whom Contractor has represented will be responsible herein. Contractor agrees that the work to be done pursuant to this Agreement shall be performed solely by the principal personnel described in **Exhibit "C"**. Contractor shall not assign to any of Contractor's other personnel, subcontractors or agents any part of the Services without the prior written consent of the City. The City reserves the right to reject any of Contractor's other personnel, sub-contractors or agents, and the City reserves the right to request that acceptable replacement personnel, sub-contractors or agents be assigned to the project.
9. **Ownership of Documents and Intellectual Property.** All documents, drawings and specifications, including digital format files, prepared by Contractor and furnished to the City as part of the Services shall become the property of the Department. Contractor shall retain its ownership rights in its design, drawing details, specifications, databases, computer software and other proprietary property. Intellectual property developed, utilized or modified in the performance of the Services shall remain the property of Contractor.
10. **Independent Contractor Status.** Contractor is an independent contractor and shall not be construed to be, nor represent itself to be, an employee of the City. Contractor is solely responsible for the payment and reporting of its employee and employer taxes, including social security, unemployment, and any other federal, state, or local taxes required to be withheld from employees or payable on behalf of employees.
11. **Indemnification.** Contractor shall indemnify and hold harmless the City of Bloomington, its directors, officers, agents and employees for all damages, losses, costs, expenses, or other liability, including reasonable attorney's fees and defense costs, ("damages and losses") arising



out of third party claims to the extent the damages and losses are caused by the Contractor's willful misconduct or negligence.

Contractor shall defend, indemnify, and hold harmless the City of Bloomington, the Department, and the officers, agents and employees of the City and the Department from any and all claims, demands, damages, losses, liabilities, costs, and expenses or other liability including cybercrime (which shall include, but is not limited to, unauthorized access, data breaches, malware, ransomware, phishing attacks, fraudulent payment requests, or other malicious activities) perpetrated by or attributable to Contractor, its employees, Contractors or agents, (regardless of whether the cybercrime was committed with or without Contractor's knowledge or consent) arising out of or related to this Agreement, or occasioned by the reckless or negligent performance of any provision thereof, including, but not limited to, any reckless or negligent act or failure to act or any misconduct on the part of the Contractor or its agents or employees, or any independent Contractors directly responsible to it (collectively "Claims"). Contractor further agrees to indemnify, defend, and hold harmless the City from and against any and all claims, damages, losses, liabilities, costs, and expenses, including reasonable attorneys' fees arising out of or related to any cybercrime, including, but not limited to, unauthorized access, data breaches, malware, ransomware, phishing attacks, fraudulent payment requests, or other malicious activities perpetrated by or attributable to Contractor, its employees, contractors, or agents. This indemnity shall apply regardless of whether the cybercrime was committed with or without Contractor's knowledge or consent.

If Contractor is a design professional, architect, landscape architect, surveyor, engineer, geologist, or geotechnical / environmental Contractor contracting to provide professional services, then Contractor shall not have the duty to defend against a professional liability claim or indemnify against liability other than liability for damages and losses arising out of third-party claims to the extent the damages and losses are caused by Contractor's willful misconduct or negligence.

**12. Cost Estimates.** Any estimates of construction cost to be provided by Contractor shall represent the best judgment of Contractor based upon the information currently available and Contractor's background and experience with respect to projects of this nature. It is recognized, however, that neither Contractor nor the City has control over the cost of labor, materials or equipment, over contractors' method of determining costs for services, or over competitive bidding, market or negotiating conditions. Accordingly, Contractor cannot and does not warrant or represent that the proposals or construction bids received will not vary from the cost estimates provided pursuant to the Agreement.

**13. Insurance.** During the performance of any and all Services under this Agreement, Contractor shall maintain the following insurance in full force and effect:

- a. Comprehensive General Liability Insurance.
  - i. \$1,000,000 for each occurrence;
  - ii. \$1,000,000 personal injury and advertising injury;
  - iii. \$2,000,000 products and completed operations aggregate; and
  - iv. \$2,000,000 general aggregate.
- b. Automobile Liability providing coverage for all owned, hired and non-owned autos. The limit of liability required is \$1,000,000 each accident.

- c. Workers Compensation and Employers Liability (only if statutorily required for Service Provider). The limits required are: Workers Compensation – Statutory; and Employers Liability--\$1,000,000 for each accident, for each employee.
- d. Umbrella/Excess Liability with a required limit of \$1,000,000.
- e. All insurance policies shall be issued by an insurance company authorized to issue such insurance in the State of Indiana. These policies shall name the City of Bloomington, which includes its officers, employees and agents, as additional insured under General Liability, Automobile, and Umbrella/Excess Liability policies. Such policies shall stipulate that the insurance will operate as primary insurance and that no other insurance of the City's will be called upon to contribute to a loss hereunder.

Contractor shall provide a Certificate of Insurance showing each insurance policy to the City prior to the commencement of work under this Agreement, and shall provide documentation of any changes to or cancellation of required insurance to the City within ten (10) days. Approval of the insurance by the City shall not relieve or decrease the extent to which Contractor may be held responsible for payment of damages resulting from Contractor's provision of the Services or its operations under this Agreement. If Contractor fails or refuses to procure or maintain the insurance required by these provisions, or fails or refuses to furnish the City's required proof that the insurance has been procured and is in force and paid for, the City shall have the right at its election to terminate the Agreement.

- 14. **Conflict of Interest.** Contractor declares that it has no present interest, nor shall it acquire any interest, direct or indirect, which would conflict with the performance of Services under this Agreement. Contractor agrees that no person having any such interest shall be employed in the performance of this Agreement.
- 15. **Waiver.** No failure of either party to enforce a term of this Agreement against the other shall be construed as a waiver of that term, nor shall it in any way affect the party's right to enforce that term. No waiver by any party of any term of this Agreement shall be considered to be a waiver of any other term or breach thereof.
- 16. **Severability.** The invalidity, illegality or unenforceability of any provision of this Agreement or the occurrence of any event rendering any portion or provision of this Agreement void shall in no way affect the validity or enforceability of any other portion or provision of this Agreement. Any void provision shall be deemed severed from this Agreement, and the balance of the Agreement shall be construed and enforced as if it did not contain the particular provision to be held void. The parties further agree to amend this Agreement to replace any stricken provision with a valid provision that comes as close as possible to the intent of the stricken provision. The provisions of this Article shall not prevent this entire Agreement from being void should a provision which is of the essence of this Agreement be determined void.
- 17. **Assignment.** Neither the City nor the Contractor may assign any rights or duties under this Agreement without the prior written consent of the other party. Unless otherwise stated in the written consent to an assignment, no assignment will release or discharge the assignor from any obligation under this Agreement.
- 18. **Third Party Rights.** Nothing in this Agreement shall be construed to give any rights or benefits to anyone other than the Parties.

**19. Governing Law and Venue.** This Agreement shall be governed by the laws of the State of Indiana. Venue of any disputes arising under this Agreement shall be in the Monroe Circuit Court, Monroe County, Indiana.

**20. Non-Discrimination.** Contractor shall comply with City of Bloomington Ordinance 2.23.100 and all other federal, state and local laws and regulations governing non-discrimination, including but not limited to employment. Contractor understands that the City of Bloomington prohibits its employees from engaging in harassment or discrimination of any kind, including harassing or discriminating against independent Contractors doing work for the City. If Contractor believes that a City employee engaged in such conduct towards Contractor and/or any of its employees, Contractor or its employees may file a complaint with the City Department head in charge of the Contractor's work, and/or with the human resources department. The City takes all complaints of harassment and discrimination seriously and will take appropriate disciplinary action if it finds that any City employee engaged in such prohibited conduct. Any breach of this section is a material breach and will be cause for termination of this Agreement.

**21. Compliance with Laws.** In performing the Services under this Agreement, Contractor shall comply with any and all applicable federal, state and local statutes, ordinances, plans and regulations, including any and all regulations for protection of the environment. Where such statutes, ordinances, plans or regulations of any public authority having any jurisdiction over the project are in conflict, Contractor shall proceed using its best judgment only after attempting to resolve any such conflict between such governmental agencies, and shall notify the City in a timely manner of the conflict, attempts of resolution, and planned course of action.

**22. E-Verify.** Contractor is enrolled in and verifies the work eligibility status of all newly-hired employees through the E-Verify program. Contractor signed the e-verify affidavit which is attached as **Exhibit "D"**. Contractor shall maintain on file all sub-contractors' e-verify certifications throughout the term of this Agreement.

**23. Non-Collusion.** Contractor certifies that it has not, nor has any other member, representative, or agent of Contractor, entered into any combination, collusion, or agreement with any person relative to the price to be offered by any person nor prevented any person from making an offer nor induced anyone to refrain from making an offer and that this offer is made without reference to any other offer.

**24. Notices.** Any notice required by this Agreement shall be made in writing to the individuals/addresses specified below:

**TO CITY:**

City of Bloomington
Attn: Roy Aten, Senior Project Manager
401 North Morton St.
Bloomington, IN 47404

**TO Contractor:**

Keramida, Inc
Attn: Jim Alvarez
401 North College Ave.
Indianapolis, IN 46202

Nothing contained in this Article shall be construed to restrict the transmission of routine communications between representatives of the City and Contractor.

**25. Integration and Modification.** This Agreement consists of the following parts, each of which is as fully a part of this Agreement as if set out herein:

- a. This Agreement
- b. All Exhibits.
- c. All Written Amendments and other documents amending, modifying, or supplementing the Contract Documents which may be delivered or issued after the Effective Date of the Agreement and are not attached hereto.

In resolving conflicts, errors, discrepancies and disputes concerning the Scope of Work to be performed by Contractor, and other rights and obligations of City and Contractor, the document expressing the greater quantity, quality or imposing the greater obligation upon Contractor and affording the greater right or remedy to City shall govern; otherwise the documents shall be given precedence in the order enumerated above. This Agreement may be modified only by a written amendment signed by both parties hereto.

**26. Living Wage Ordinance.** Removed

**27. Intent and Authority to Bind.** This Agreement has been duly authorized, executed and delivered by the Parties and is the legal, valid and binding obligation of the Parties, enforceable in accordance with its terms and conditions. The undersigned signatories for each Party represent that the undersigned signatories have been and are duly authorized to execute this Agreement for and on behalf of their respective Party.

***[Signatures are on the following page.]***

IN WITNESS WHEREOF, the parties to this Agreement have hereunto set their hands.

**CITY OF BLOOMINGTON**

**BY:**

\_\_\_\_\_  
Kyla Cox Deckard, President      DATED  
Board of Public Works

\_\_\_\_\_  
Andrew Cibor, Director      DATED  
Engineering Department

\_\_\_\_\_  
Kerry Thomson, Mayor      DATED  
City of Bloomington

**Keramida, Inc**

**BY:**

*Cheryl A. Apple*      3-5-25  
\_\_\_\_\_  
(Name Signed)      DATED

\_\_\_\_\_  
Cheryl Apple  
(Name Printed)

\_\_\_\_\_  
VP  
\_\_\_\_\_  
(Title)

## **EXHIBIT “A”**

### **SCOPE OF WORK**

The Services shall include the following:

The scope of the Shallow Soil Sampling will include:

#### **Soil Investigation**

- KERAMIDA will contact Indiana 811 to mark underground public utilities prior to initiation of field activities.
- KERAMIDA will advance up to 20 HA SBs across the two areas of concern (AOCs). AOC-1 is the Old Salvage Yard, where lead concentrations above the applicable SPLs has been identified, and AOC-2 is the borrow area, west of the Old Salvage Yard. Soil samples will be collected to a depth of 12 inches below ground surface (bgs) on a roughly 50-foot (ft) grid in both AOCs. Using this methodology, 12 soil samples will be collected in AOC-1 and 8 soil samples collected in AOC-2. Sample locations may be modified if soil staining or other environmental impact indicators (anthropogenic debris) are observed.
- KERAMIDA will collect representative soil samples from the HAs to the proposed termination depths at each location. KERAMIDA will also visually inspect the soil for signs of contamination and the lithology will be recorded.
- One (1) composited soil sample will be submitted from each of the 20 locations for laboratory analysis of:
  - Total lead in accordance with US EPA SW-846 Method 6010 as indicated in Table 1.
- For quality assurance and quality control (QA/QC), two (2) field duplicates will be collected, one (1) from each AOC for total lead analysis.
- The hand auger will be decontaminated between sample locations using distilled water and a mild soap (Liquinox® or similar) mixture, followed by a distilled water rinse. Decontamination water will be contained in a 55-gallon drum, which will be labeled as “Investigation-Derived Decontamination Water” and stored on-site for later off-site disposal.

Soil spoils will be placed back into the boreholes.

#### **Reporting**

Upon receipt of the laboratory analytical lead results, KERAMIDA will prepare a report which will summarize the soil sampling activities and include a map of specific sampling locations and the lead laboratory results. KERAMIDA will also provide an estimate of the area(s) and volume of soil that exceeds the applicable SPL and will require removal and off-site disposal.

#### **Waste Disposal Coordination**

KERAMIDA will assist with coordinating disposal of the identified lead impacted soil and the drum of decontamination rinseate. KERAMIDA will prepare waste profile documentation required by the selected landfill facility(ies) and coordinate disposal approvals. KERAMIDA will coordinate with the Client and selected disposal facility prior to mobilizing for the above soil sampling. If additional laboratory analysis is required to characterize the soil and/or the decontamination rinseate for disposal, KERAMIDA will collect the samples at the time of the above soil sampling and submit them to the laboratory to complete the characterization analysis. The fees for waste characterization analysis have not been included in the base cost of this proposal.

**Table 1**  
**Proposed City of Bloomington Shallow Soil Sampling Plan**

Boring No.	Location - Rationale	Method	Anticipated Depth (ft.)	Sample Depth (ft.)	Soil		Groundwater		
					Sampling Rationale	Lab Analyses	Sample Depth (ft.)	Sampling Rationale	Lab Analyses
20 HAs 2 Duplicates	AOC 1 and AOC 2	Hand Auger	≤ 1.0	Continuous	Composite	Total Lead	NA	NA	NA

Footnotes

ft = Feet

GW = Groundwater

NA = Not Applicable

TBD = To Be Determined

PRT = Post-Run Tubing

Laboratory Analyses

Lead = U.S. EPA SW846 Method 6010

## **EXHIBIT “B”**

### **PROJECT SCHEDULE**

#### **REPORTING & SCHEDULE**

KERAMIDA can begin the project upon written authorization. KERAMIDA requests the following project information: (i) exact property boundaries of the Site; (ii) any available Site drawings/survey maps, and construction diagrams; and (iii) if available, previous environmental assessments for the Site.

KERAMIDA anticipates that the proposed scope of work will be initiated upon receipt of written authorization. The final report will be submitted to the Client within seven to ten days of receipt of the laboratory analysis. Electronic copies of the reports will be provided; hard copies can also be supplied upon request.



## EXHIBIT “C”

### IDENTITY OF CONTRACTOR

CONSULTANT will provide the following key team members to provide the services described in Exhibit A. Key team members may not be changed without the approval of the Board.

<b><u>Position / Responsibility</u></b>	<b><u>Name</u></b>
Senior Project Manager	Jim Alvarez, LPG
Project Coordinator	Chelsea Conduitt, LPG
Staff Sampler	Brayton Pew
Staff Sampler	Kyle Kramer
Staff Sampler	Brandon Lytle

*Please note, any one of the three (3) Staff Samplers listed may conduct the actual field sampling activities. The selection will be dependent upon the availability on the scheduled date(s) of sampling activities.*

**EXHIBIT "D"**  
**AFFIDAVIT REGARDING E-VERIFY**

The undersigned, being duly sworn, hereby affirms and says

that: 1. The undersigned is the VP \_\_\_\_\_ of the Contractor.  
(job title)

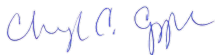
2. The Contractor has contracted with or is seeking to contract with the City of Bloomington to provide services.

3. The undersigned hereby states that, to the best of his/her knowledge and belief, the Contractor does not knowingly employ an "unauthorized alien," as defined at 8 United States Code 1324a(h)(3).

4. The undersigned hereby states that, to the best of his/her knowledge and belief, the Contractor is enrolled in and participates in the E-verify program.

5. The undersigned is duly authorized to execute this affidavit for and on behalf of, and to bind, the Contractor.

I affirm under the penalties of perjury that the foregoing facts and information are true and correct to the best of my knowledge and belief.



\_\_\_\_\_  
Signature

Cheryl Apple

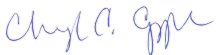
\_\_\_\_\_  
Printed name

**AFFIDAVIT REGARDING E-VERIFY**  
**IF CONTRACTOR DOES NOT HAVE EMPLOYEES**

The undersigned, being duly sworn, hereby affirms and says that:

1. The undersigned has contracted with or is seeking to contract with the City of Bloomington to provide services.
2. The undersigned hereby states that they do not have any employees and, as such, they do not knowingly employ an "unauthorized alien," as defined at 8 United States Code 1324a(h)(3).
3. The undersigned hereby states that if they intend to employ anyone, they will immediately enroll in E-Verify and will use such program.

I affirm under the penalties of perjury that the foregoing facts and information are true and correct to the best of my knowledge and belief.



---

Signature

Cheryl Apple

---

Printed name

**Updated January 2025**

To: Prospective Bidders/Vendors/Grant recipients

RE: Affirmative Action/Harassment Policy, Living Wage Ordinance, and Drug Testing Policy

FROM: Audrey Brittingham, Assistant City Attorney/Contract Compliance Officer

**AFFIRMATIVE ACTION:** All bidders, quoters, vendors, and grant recipients with the City of Bloomington for projects in excess of \$10,000.00 must submit an affirmative action plan to the City Legal Department. This plan must ensure applicants and employees are treated in a manner that provides equal employment opportunity and tends to eliminate inequality based upon race, religion, color, sex, national origin, ancestry, disability, sexual orientation, gender identity, veteran status and/or housing status.

Even if your company already has a plan on file with the City, you are strongly encouraged to check with City Legal Department to make sure it complies with the City's current requirements, including having a workforce breakdown form that is no more than six months out of date. If you already have a plan, but it does not cover all of the City's current requirements, you may submit a separate supplement with your plan to fill any gaps.

You must submit your written affirmative action plan (or supplement) to City Legal or as part of your bid packet by the bid deadline. Bidders who fail to submit an affirmative action plan by the bid deadline are subject to disqualification. **We strongly recommend you submit your affirmative action plan to the Legal Department prior to the bid deadline so Legal may review your plan to make sure it complies with the City's requirements.** If your bid is chosen and your affirmative action plan does not entirely comply with the City's requirements, you will be required to bring it into compliance prior to the execution of any City contract.

Accompanying this letter you will find the following materials:

1. A sample affirmative action. You are not required to adopt this plan; it is provided for your convenience. Feel free to adopt this plan as your own or to amend it to meet your needs.
2. A workforce breakdown form. You **MUST** submit a workforce breakdown form (sometimes called a "utilization report") with your affirmative action plan. If you have a different form that includes the same type of information, you may submit a copy of that form instead of using our form. **Your workforce breakdown data cannot be more than six months old.**
3. An affirmative action plan checklist. This is the checklist we use to crosscheck your company's affirmative action plan against the City's requirements. If your plan omits any elements on the checklist, your plan will not be approved.

Additional materials, such as the City of Bloomington's Contract Compliance Regulations, are available from the Legal Department upon request.

Once Legal has approved your affirmative action plan, you will receive a letter that can be used to verify your compliance for any City project or contract that requires an affirmative action plan. This letter will expire six months after you submitted the affirmative action plan. You will be issued a new letter when you submit an updated workforce breakdown form.

**HARASSMENT POLICY:** All bidders and vendors required to submit an affirmative action plan must also submit a harassment plan. The harassment plan must, at minimum, include a definition of harassment; the name or title of the individual designated to receive and investigate complaints; and a statement that the contractor will not retaliate against an employee for complaining about harassment. A model harassment policy is included for your convenience as part of our attached model affirmative action plan.

**LIVING WAGE:** Contractors that are considered “covered employers” under City Ordinance 2.28, otherwise known as the “Living Wage Ordinance” or “LWO,” are required to pay their covered employees at least a living wage. Currently, the living wage is \$16.22 per hour for covered employees. Up to 15% of that amount, or \$2.43, may be in the form of the covered employer’s contribution to health insurance available to the covered employee.

If the City determines the successful bidder is a covered employer under the LWO, Contractor shall execute the Living Wage Ordinance Affidavit; shall abide by the LWO by paying their employees a living wage and providing the City with information requested in the course of enforcing the LWO; and shall post the Living Wage Poster, provided on the last page of this packet, in areas frequented by their covered employees.

The attached flow chart provides guidance on whether the contractor is a "covered employer." If you have questions, please contact Audrey Brittingham at [audrey.brittingham@bloomington.in.gov](mailto:audrey.brittingham@bloomington.in.gov), or call 812-349-3426.

**DRUG TEST POLICY:** Finally, please be aware that if you are submitting a bid for a public works project with an estimated cost of \$150,000.00 or more, you will need to submit your company’s written drug testing plan with your bid. Your plan must comply with I.C. 4-13-18-1. Failure to do so may make you ineligible to be awarded a bid or contract. Please see your bid packet for more details.

If you have any questions, contact the City’s Legal Department at 812.349.3426 or email the City at [legal@bloomington.in.gov](mailto:legal@bloomington.in.gov). The office hours are Monday through Friday, 8-5.

Thank you.

## **Model Affirmative Action Plan and Harassment Policy**

Keramida, Inc., declares its policy to provide equal opportunity in employment, training and advancement, and to administer its employment practices without regard to race, color, religion, sex, national origin, ancestry, disability, sexual orientation, gender identity, veteran status, or housing status. Our policy of nondiscrimination will prevail throughout every aspect of our employment practices, including recruitment, hiring, training and all other terms and conditions of employment. We shall implement this affirmative action plan to make it widely known that equal employment opportunities are available on the basis of individual merit. We shall survey and analyze our employment workforce annually to determine what steps, if any, are needed to conform effectively to this equal employment policy.

### **Responsible Officer**

Ms. Cheryl Apple (or the Administrative officer) is the equal employment opportunity officer for our company and is responsible for implementing this affirmative action policy.

### **Publication of Policy**

Our employees will be made aware of our commitment to affirmative action through the following procedures:

- posting notices on employee bulletin boards,
- including our policy statement and plan in our personnel manual,
- regularly sending out notices of our policy in paycheck envelopes, and/or
- training supervisors to recognize discriminatory practices.

We will make potential employees aware of our policy through the following procedures:

- including the words "Equal Opportunity Employer" in all of our advertisements and notices for job openings,
- notifying employment agencies about our commitment, and
- sending notice of our policy to unions.

### **Implementing Our Policy**

Our affirmative action plan will be implemented by widening our recruitment sources. We shall advertise in newspapers and other media that reach people in protected classes. We shall send job notices to schools with large percentages of students in the protected classes and to local groups that serve these classes.

We shall examine our hiring practices periodically to insure that we consider only job-related qualifications in filling our positions. We shall discard irrelevant educational requirements and unnecessary physical requirements. We shall ask only job-related questions on our employment applications.

We shall keep affirmative action information on each applicant who voluntarily provides this information, but separate from his or her application. We shall keep records on our hiring decisions to evaluate the success of our affirmative action measures. We shall decide placement, duties, benefits, wages, training prospects, promotions, layoffs and terminations without regard to race, sex, religion, color, national origin, ancestry, disability, sexual orientation, gender identity, veteran status or housing status.

## GRIEVANCE PROCEDURE

If an employee or applicant feels she or he has been discriminated against on the basis of race, sex, religion, color, national origin, ancestry, disability, sexual orientation, gender identity, veteran status or housing status, she or he may bring the complaint to her or his immediate supervisor. If the complaint is not resolved readily at that level, she or he may submit it to President (personnel officer, corporate president, other) who will make a final decision on its validity. This grievance process does not preclude him or her from complaining to local, state or federal civil rights agencies. We will not retaliate against an employee or applicant for voicing a grievance or for filing a complaint with the appropriate agency.

**Our current workforce breakdown is shown on the attached form.**

### Policy prohibiting harassment in the workplace

It is the policy of Keramida, Inc. (company name) to maintain a workplace free of harassment on the basis of race, sex, color, ancestry, national origin, religion, disability, age, sexual orientation, gender identity, housing status or veteran status. Harassment, as defined herein, is strictly prohibited in the workplace, and is punishable by appropriate discipline up to and including termination.

Harassment means any unwelcome or offensive conduct, whether written, verbal or physical, which is


- (a) directed at or to an employee because of his or her actual or perceived race, sex, color, ancestry, national origin, religion, disability, age, sexual orientation, gender identity, housing status or veteran status or
- (b) directed toward any person concerning an individual, or a class of individuals, because of the race, sex, color, ancestry, national origin, religion, disability, age, sexual orientation, gender identity, housing status or veteran status of the individual or class of individuals. For example, racial or ethnic slurs or derogatory epithets are prohibited in the workplace, regardless of whether a member of the racial or ethnic group is present when the statement is made.

Harassment does not refer to occasional compliments or other statements of a socially acceptable nature. Harassment refers to behavior which is unwelcome and which is offensive and/or persistent enough to create, or has the potential of creating an intimidating, hostile or offensive working environment for any employee. Harassment includes unwelcome sexual advances or requests for sexual favors, unwelcome touching of a sexual nature and unwelcome and/or offensive sexual comments.

1. This policy applies to all full-time, part-time, permanent and temporary employees, including supervisors and department heads, as well as to volunteers.
2. It is a violation of this policy to use an individual's submission to or rejection of harassing conduct as the basis for any employment decision affecting the individual.
3. An employee who believes she, he or they have been subjected to harassment as defined in this policy shall promptly report the harassment to her, his or their supervisor and/or the director of human resources or designee. Keramida, Inc. (company name) will make reasonable efforts to insure that a human resources representative of each sex is available to receive such complaints. The human resources department shall conduct a thorough and prompt investigation and, if appropriate, take disciplinary action against any offender, including but not limited to discharge. Staff will keep the complaint as confidential as reasonably possible. No one will be retaliated against for filing a harassment complaint.
4. All supervisory personnel who observe or otherwise learn of or have reason to suspect any conduct which may violate this policy shall promptly report such facts to the director of human resources or designee, and

shall cooperate fully in any investigation or disciplinary action undertaken pursuant to this policy. Failure to comply with this section shall be grounds for appropriate disciplinary action, up to and including termination.

5. KERAMIDA Inc. (company name) will provide regular training to employees and supervisors on the subject of harassment in the workplace. We will include information about this policy in our orientation and in our personnel policy. A copy of this policy will be posted on a prominent bulletin board. We take this matter seriously and will do all that is reasonably necessary to maintain a harassment-free workplace for our employees.



Signature

3-5-2025

Date

---



## WORKFORCE BREAKDOWN FORM

**COMPANY NAME:** KERAMIDA Inc.

**ADDRESS:** 401 N. College Ave.

**Indianapolis, IN 46202**

**REPRESENTATIVE:** Cheryl Apple

**PHONE: 317-685-6600**

E-MAIL ADDRESS: CAA@keramida.com

[illegible]

I swear or affirm under penalties of perjury that this workforce breakdown is accurate, to the best of my knowledge.

Cheryl A. Gipe

Signature and Title of Representative:

3/5/2025

Date:

## AFFIRMATIVE ACTION PLAN AND HARASSMENT POLICY CHECKLIST

NOTE: This is **not** an Affirmative Action Plan. This checklist is provided for organizations with existing affirmative action plans to crosscheck their plans against the City's requirements. Each item listed below is required by City ordinance or regulation.

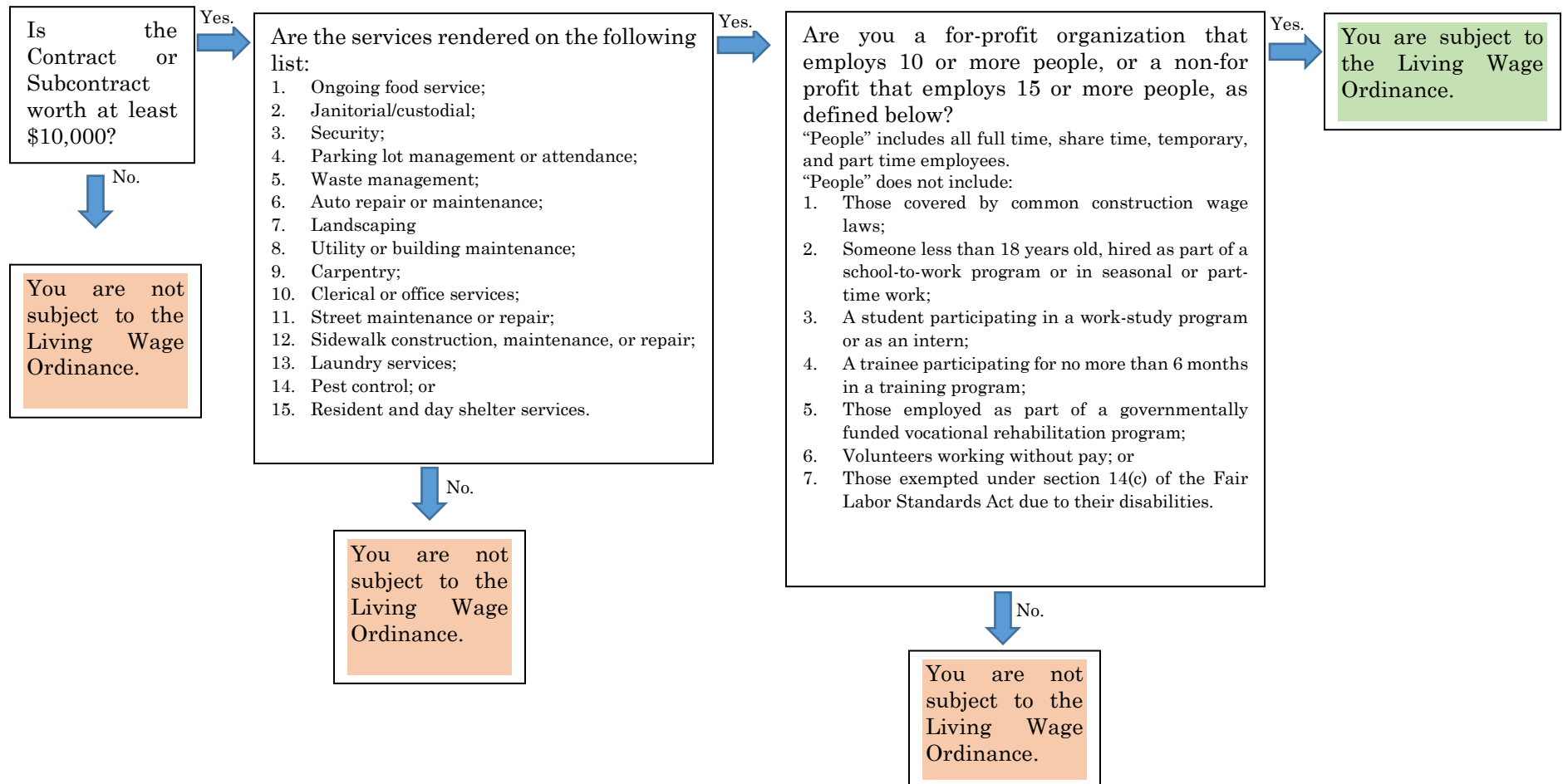
Contractor: Plan MUST Include:		Yes	No	Comments:
Policy statement of equal employment opportunity		<input type="checkbox"/>	<input type="checkbox"/>	
<b>Covers:</b>	Applicants for employment	<input type="checkbox"/>	<input type="checkbox"/>	
	Employees	<input type="checkbox"/>	<input type="checkbox"/>	
<b>On basis of:</b>	Race	<input type="checkbox"/>	<input type="checkbox"/>	
	Religion	<input type="checkbox"/>	<input type="checkbox"/>	
	Color	<input type="checkbox"/>	<input type="checkbox"/>	
	Sex	<input type="checkbox"/>	<input type="checkbox"/>	
	National Origin	<input type="checkbox"/>	<input type="checkbox"/>	
	Ancestry	<input type="checkbox"/>	<input type="checkbox"/>	
	Disability	<input type="checkbox"/>	<input type="checkbox"/>	
	Sexual Orientation	<input type="checkbox"/>	<input type="checkbox"/>	
	Gender Identity	<input type="checkbox"/>	<input type="checkbox"/>	
	Veteran Status	<input type="checkbox"/>	<input type="checkbox"/>	
	Housing Status	<input type="checkbox"/>	<input type="checkbox"/>	
	Designates a person responsible for implementation of the Plan		<input type="checkbox"/>	<input type="checkbox"/>
<b>Provides for communication of the policy:</b>				
Within the Organization		<input type="checkbox"/>	<input type="checkbox"/>	
Outside the Organization		<input type="checkbox"/>	<input type="checkbox"/>	
(e.g., recruitment sources, unions)				
<b>Applies to all terms and conditions of employment (e.g., hiring, placement, promotion, duties, wages, benefits, use of facilities, layoff, discipline, termination)</b>		<input type="checkbox"/>	<input type="checkbox"/>	
<b>Provision for: Recruitment from minority groups</b>		<input type="checkbox"/>	<input type="checkbox"/>	
<b>Provision for: Equal access to training programs</b>		<input type="checkbox"/>	<input type="checkbox"/>	
<b>Grievance Procedure</b>		<input type="checkbox"/>	<input type="checkbox"/>	
<b>Prohibits retaliation for filing grievances</b>		<input type="checkbox"/>	<input type="checkbox"/>	
<b>Workforce Breakdown (figures up to date within 6 months)</b>		<input type="checkbox"/>	<input type="checkbox"/>	
<b>HARASSMENT POLICY CHECKLIST</b>				
<b>Definition of harassment</b>		<input type="checkbox"/>	<input type="checkbox"/>	
<b>Designates a person to receive and Investigate harassment complaints</b>		<input type="checkbox"/>	<input type="checkbox"/>	
<b>Prohibits retaliation for filing a harassment complaint</b>		<input type="checkbox"/>	<input type="checkbox"/>	

The City of Bloomington (CoB) Living Wage Ordinance (LWO) applies to three groups of employers:

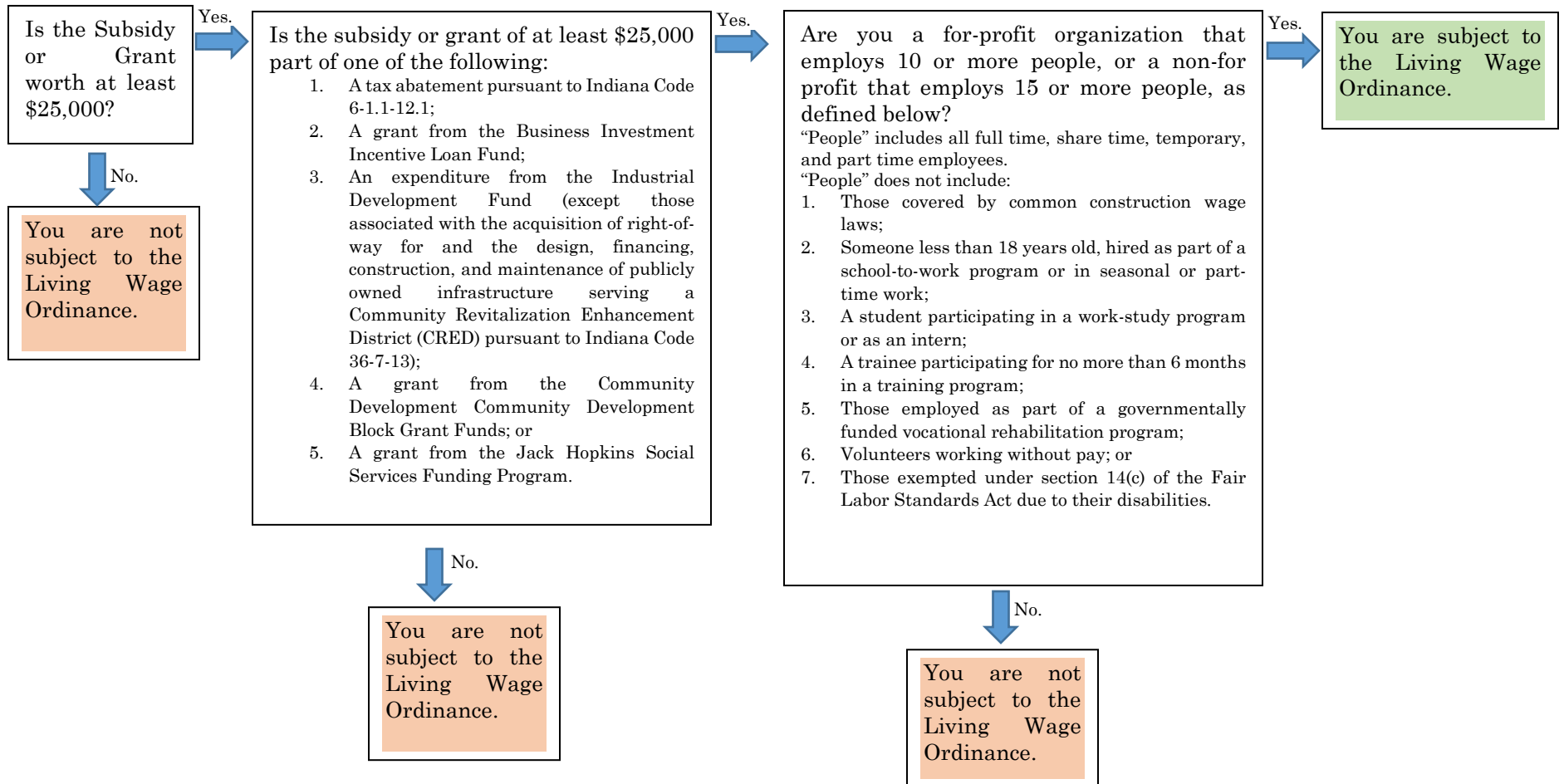
- 1) The CoB;
- 2) Companies that provide services to the CoB through contracts or subcontracts; or
- 3) Organizations that receive CoB subsidies or grants.

As an employer under categories 2 or 3, you may or may not be subject to the LWO. To find out, follow the applicable flow chart, below, or contact the City Legal Department.

### Companies that Provide Services to the CoB through Contracts or Subcontracts (“Agreement”)



## Companies or Organizations that Receive CoB Subsidies or Grants





## Board of Public Works Staff Report

---

**Project/Event:** Approve Services Agreement with Presidio for Installation of Wireless Infrastructure and Cameras at Hopewell East

**Petitioner/Representative:** Engineering Department / ITS

**Staff Representative:** Roy Aten

**Date:** 25<sup>th</sup> March, 2025

---

**Report:** This services agreement with Presidio will install wireless access points and cameras into the Hopewell East Commons Park. Funding was approved by the RDC through Resolution 24-55 on August 5th, 2024 in an amount not to exceed of \$49,174.43.

---





## CONTRACT COVER MEMORANDUM

**TO:** Office of the Mayor  
**FROM:** Engineering Department  
**DATE:** 25<sup>th</sup> March, 2025  
**RE:** Approve Services Agreement with Presidio for Installation of Wireless Infrastructure and Cameras at Hopewell East

<b>Contract Recipient/Vendor Name:</b>	Presidio Networked Solutions Group LLC
<b>Department Head Initials of Approval:</b>	Andrew Cíbor
<b>Responsible Department Staff:</b> <i>(Return signed copy to responsible staff)</i>	Roy Aten
<b>Responsible Attorney:</b> <i>(Return signed copy to responsible attorney)</i>	Aleksandrina Pratt
<b>Record Destruction Date:</b> <i>(Legal to fill in)</i>	2036
<b>Legal Department Internal Tracking #:</b> <i>(Legal to fill in)</i>	25-120
<b>Due Date For Signature:</b>	3/25/2025
<b>Expiration Date of Contract:</b>	31 <sup>st</sup> , December 2025
<b>Renewal Date for Contract:</b>	N/A
<b>Total Dollar Amount of Contract:</b>	\$49,174.43
<b>Funding Source:</b>	TIF – RDC Resolution 24-55 - 4445-15-159001-53990
<b>W9/EFT Complete:</b> <i>(Staff Member of Responsible Dept. to fill in)</i>	Yes
<b>Affirmative Action Plan Complete (if applicable):</b> <i>(Staff Member of Responsible Dept. to fill in)</i>	N/A
<b>Procurement Summary Complete:</b> <i>(Staff Member of Responsible Dept. to fill in)</i>	Yes

**Summary of Contract:** This services agreement with Presidio will install wireless access points and cameras into the Hopewell East Commons Park. Funding was approved by the RDC through Resolution 24-55 on August 5th, 2024 in an amount not to exceed of \$49,174.43. (Consolidated TIF, Adams Crossing Area, 4445-15-159001-53990)

## City of Bloomington Contract and Purchase Justification Form

Vendor: Presidio Networked Solutions

Contract Amount: \$49,174.43

This form should be completed and attached to the contract documents and forwarded to the Legal Department Attorney assigned to your Department. Contracts will not be approved by the Controller if a completed form is not included with the contract documents.

### PURCHASE INFORMATION

1. Check the box beside the procurement method used to initiate this procurement: (Attach a quote or bid tabulation if applicable)

☒

Request for Quote (RFQ)

☐

Request for Proposal (RFP)

☐

Sole Source

☐

Not Applicable (NA)

☐

Invitation to Bid (ITB)

☐

Request for Qualifications (RFQu)

☐

Emergency Purchase

2. List the results of procurement process. Give further explanation where requested.

Yes No

# of Submittals: 1

Yes No

Met city requirements?

☒☐

Met item or need requirements?

☒☐

Was an evaluation team used?

☐☒

Was scoring grid used?

☐☒

Were vendor presentations requested?

☐☒

Was the lowest cost selected? (If no, please state below why it was not.)

☐☒

Services agreement with best qualified. Vendor was selected through ITS due to their familiarity with City infrastructure.

3. State why this vendor was selected to receive the award and contract:

Services agreement with best qualified. Vendor was selected through ITS due to their familiarity with City infrastructure.

Roy Aten

Senior Project Manager

Engineering / ITS

Print/Type Name

Print/Type Title

Department

**AGREEMENT**  
**between the**  
**CITY OF BLOOMINGTON**  
**ENGINEERING DEPARTMENT**  
**and**  
**PRESIDIO NETWORKED SOLUTIONS GROUP LLC**

This Agreement (the “Agreement”) is entered into and made effective as of the date of the last signature below (the “Effective Date”) by and between the City of Bloomington by and through its Engineering Department (hereinafter referred to as “City”), and Presidio Networked Solutions Group LLC (hereinafter referred to as “Service Provider”).

**WHEREAS**, the City wishes to install a new wireless infrastructure and cameras at the Hopewell site, hereinafter referred to as the “Project;” and

**WHEREAS**, the City wishes to have Service Provider provide materials and install cameras for the Project, hereinafter collectively referred to as the “Services” and which are more fully set forth below; and

**WHEREAS**, Service Provider has the experience and professional expertise and is willing and able to provide such Services to the City; and

**WHEREAS**, it is in the public interest that such Services be undertaken and performed.

**NOW, THEREFORE**, in consideration of the mutual covenants herein contained, the parties hereto agree as follows:

1. **Scope of Services.** Service Provider shall provide required Services for the City which are more fully set forth in the quotes dated July 12, 2024, May 6, 2024, and May 25, 2024, attached hereto, and marked as **Exhibits “A”, “B” and “C”**, and incorporated herein by reference. In the event of any conflict between this Agreement and Exhibits A, B and C, this Agreement will govern. Time is of the essence and Service Provider shall diligently complete all Services in a timely manner and consistent with the Standard of Care identified in Section 3 below.
2. **Effective Date, Term and Termination.** The Effective Date for this Agreement is the date last entered in the signature blocks below. This Agreement shall commence on the Effective Date and expire on December 31, 2024.

In the event of a party’s substantial failure to perform in accordance with the terms of this Agreement, the other party shall have the right to terminate the Agreement upon written notice. The non-performing party shall have thirty (30) calendar days from the receipt of the termination notice to cure or to submit a plan for cure acceptable to the other party.

The City may terminate or suspend performance of this Agreement at the City’s prerogative at any time upon written notice to Service Provider. Service Provider shall terminate or suspend performance of the Services on a schedule acceptable to the City and the City shall pay Service



Provider for all the Services performed up to the date that written notice is received, including costs and expenses incurred and any non-cancellable commitments with vendors and/or subcontractors, plus reasonable termination or suspension expenses. Upon restart, an equitable adjustment shall be made to Service Provider's compensation and the schedule of services. Upon termination or suspension of this Agreement, all finished or unfinished reports, drawings, collections of data and other documents generated by Service Provider in connection with this Agreement shall become the property of the City, as set for in Section 10 herein.

3. **Standard of Care.** Service Provider shall be responsible for completion of the Services in a manner consistent with that degree of care and skill ordinarily exercised by members of the same profession currently practicing under similar circumstances ("Standard of Care"). The City shall be the sole judge of the adequacy of Service Provider's work in meeting the Standard of Care; however, the City shall not unreasonably withhold its approval as to the adequacy of such performance. Upon notice to Service Provider, and by mutual agreement of the parties, Service Provider will, without additional compensation, correct or replace any and all Services not meeting the Standard of Care.
4. **Warranty/Warranty Disclaimer.** EACH OF THE SIGNATORIES HERETO WARRANTS AND REPRESENTS THAT IT HAS THE RIGHT AND AUTHORITY TO ENTER INTO THIS AGREEMENT. SERVICE PROVIDER WARRANTS ALL SERVICES WILL BE PROVIDED IN A PROFESSIONAL AND WORKMANLIKE MANNER CONSISTENT WITH INDUSTRY STANDARDS. SERVICE PROVIDER SERVICES ARE WARRANTED FOR THIRTY (30) DAYS FROM THE DATE OF FINAL DELIVERY OF THE SERVICES, DURING WHICH PERIOD SERVICE PROVIDER SHALL PROMPTLY CORRECT ANY DEFECTIVE WORKMANSHIP AT NO ADDITIONAL COST TO THE CITY AS THE CITY'S SOLE AND EXCLUSIVE REMEDY. EXCEPT AS EXPRESSLY PROVIDED IN THIS AGREEMENT, SERVICE PROVIDER MAKES NO WARRANTIES, EXPRESS OR IMPLIED, AND SPECIFICALLY DISCLAIMS ANY WARRANTY OF MERCHANTABILITY, FITNESS FOR A PARTICULAR PURPOSE, TITLE OR NON-INFRINGEMENT, OR ANY WARRANTY ARISING BY USAGE OF TRADE, COURSE OF DEALINGS OR COURSE OF PERFORMANCE. SERVICE PROVIDER DOES NOT WARRANT THAT THE SERVICES WILL BE UNINTERRUPTED OR ERROR-FREE. THE CITY AGREES THAT ANY PRODUCTS PROVIDED TO THE CITY UNDER THIS AGREEMENT THAT ARE NEITHER DEVELOPED NOR DESIGNED BY SERVICE PROVIDER WILL CARRY THE WARRANTY PROVIDED BY THE MANUFACTURER OR DEVELOPER, IF ANY, AND SERVICE PROVIDER MAKES NO INDEPENDENT WARRANTY WITH RESPECT TO SUCH PRODUCTS.
5. **Responsibilities of the City.** The City shall provide all necessary information regarding requirements for the Services. The City shall furnish such information as expeditiously as is necessary for the orderly progress of the work, and Service Provider shall be entitled to rely upon the accuracy and completeness of such information. The City shall designate in the Notice section below who is authorized to act on its behalf with respect to this Agreement.
6. **Compensation.** The City shall pay Service Provider for all fees and expenses for Services herein provided as follows:

Hardware: \$19,835.46  
Labor and travel: \$14,663.27  
Cameras: \$14,675.70

Total: \$49,174.43

Service Provider shall submit invoices to the City. Invoices shall be sent to:

Engineering Department  
City of Bloomington  
401 North Morton Street  
Bloomington, Indiana 47404  
engineering@bloomington.in.gov

Invoices may be sent via first class mail postage prepaid or via email. Payment will be remitted to the City within thirty (30) days of receipt of invoice. Additional services and/or any changes in the Services not set forth herein shall be authorized in writing by the City or its designated project coordinator prior to such work being performed or any expenses incurred by Service Provider. The City shall not make payment for any unauthorized work or expenses. No additional work shall be performed unless and until additional funding is approved and an amendment to this Agreement reached by both parties herein.

7. **Appropriation of Funds.** Notwithstanding any other provision of this Agreement, if funds for the continued fulfillment of this Agreement by the City are at any time not forthcoming or are insufficient, through failure of any entity, including the Common Council of the City of Bloomington or any board or commission, to appropriate funds or otherwise, then the City shall have the right to terminate this Agreement without penalty as set forth below. In the event of termination, the City shall pay for all services rendered and costs incurred by Service Provider up until the effective date of termination. In such event, the Service Provider is entitled to payment for products and services rendered, including costs and expenses incurred and any non-cancellable commitments with vendors and/or subcontractors, prior to the effective date of termination.
8. **Schedule.** Service Provider shall perform the Services as established in Article 1. The time limits established by this schedule shall not be exceeded, except for reasonable cause as mutually agreed by the parties.
9. **Identity of Service Provider.** Service Provider acknowledges that one of the primary reasons for its selection by the City to perform the Services is the qualifications and experience of Service Provider. Service Provider thus agrees that the Services to be performed pursuant to this Agreement shall be performed by Service Provider. Service Provider shall not subcontract any part of the Services without the prior written permission of the City. The City reserves the right to reject any of Service Provider's personnel or proposed outside professional sub-consultants, and the City reserves the right to request that acceptable replacement personnel be assigned to the Project.

**10. Ownership of Documents and Intellectual Property.** Service Provider agrees that any information or documents, including digital GIS information, supplied by the City shall be used by Service Provider for this Project only, and shall not be reused or reassigned for any purpose. All documents, drawings and specifications, including digital format files, prepared by Service Provider and furnished to the City as part of the Services shall become the property of the City, and the City shall have a perpetual, irrevocable, worldwide, royalty-free, nonexclusive right to use all intellectual property embodied in such materials for its internal and external purposes (such as press releases and to respond to requests under Indiana's Access to Public Records Act). Service Provider shall retain its ownership rights in intellectual property and other proprietary property (including but not limited to software and databases) developed, utilized, or modified by Service Provider in the performance of the Services.

**11. Reuse of Documents.** All documents, including but not limited to, drawings, specifications and computer software prepared by Service Provider pursuant to this Agreement are instruments of service in respect to this Project. They are not intended or represented to be suitable for reuse by the City or others on modifications or extensions of this Project or on any other project. The City may elect to reuse such documents; however any reuse without prior written verification or adaptation by Service Provider for the specific purpose intended will be at the City's sole risk and without liability or legal exposure to Service Provider. The City shall indemnify and hold harmless Service Provider against all judgments, losses, damages, injuries and expenses arising out of or resulting from such reuse. Any verification or adaptation of documents by Service Provider will entitle Service Provider to additional compensation at rates to be agreed upon by the City and Service Provider.

**12. Accessibility of Deliverables.** All final reports and other final deliverables provided by Service Provider under this Agreement shall be provided digitally and shall meet at least the following standards for accessibility: Web Content Accessibility Guidelines (WCAG) Version 2.1, available at <https://www.w3.org/WAI/standards-guidelines/wcag/#iso> .

**13. Independent Service Provider Status.** During the entire term of this Agreement, Service Provider shall be an independent Service Provider, and in no event shall any of its personnel, agents or sub-Service Providers be construed to be, or represent themselves to be, employees of the City. Service Provider shall be solely responsible for the payment and reporting of all employee and employer taxes, including social security, unemployment, and any other federal, state, or local taxes required to be withheld from employees or payable on behalf of employees.

**14. Indemnification.** Service Provider shall indemnify and hold harmless the City of Bloomington, its directors, officers, agents and employees of the City from and against all third party claims, demands, damages, costs, expenses or other liability, including reasonable attorneys' fees and defense costs, to the extent caused by Service Provider's willful misconduct or negligent performance of professional services under this Agreement and that of its sub-Service Providers or anyone for whom Service Provider is legally liable. Service Provider's obligations provided in this Section are contingent upon the City providing Service Provider with: i) written notice of the claim as soon as the City first becomes aware of the claim; ii) complete control of the defense of and the right to settle such claim; iii) all available

information, assistance, and cooperation to enable Service Provider to defend or settle such claim, at Service Provider's expense.

**15. LIMITATION OF LIABILITY.** IN NO EVENT SHALL SERVICE PROVIDER BE LIABLE FOR ANY INDIRECT, INCIDENTAL, SPECIAL, EXEMPLARY, PUNITIVE, OR CONSEQUENTIAL DAMAGES WHATSOEVER, INCLUDING, BUT NOT LIMITED TO, COSTS FOR PROCUREMENT OF SUBSTITUTE SERVICES OR DAMAGES FOR LOSS OF PROFITS, REVENUE, DATA, USE, OR BUSINESS INTERRUPTION INCURRED BY THE CITY OR ANY THIRD PARTY, WHETHER OR NOT ADVISED OF THE POSSIBILITY OF SUCH DAMAGES.

SERVICE PROVIDER'S ENTIRE LIABILITY HERUNDER AND THE CITY'S EXCLUSIVE REMEDY FOR DAMAGES FROM ANY CAUSE WHATSOEVER, INCLUDING, BUT NOT LIMITED TO, NONPERFORMANCE OR MISREPRESENTATION, AND REGARDLESS OF THE FORM OF ACTIONS, SHALL BE LIMITED TO PROVEN DIRECT DAMAGES NOT TO EXCEED AN AMOUNT EQUAL TO THE TOTAL NET PAYMENTS PAID BY THE CITY TO SERVICE PROVIDER FOR THE APPLICABLE SERVICE UNDER THE APPLICABLE STATEMENT OF WORK DURING THE SIX (6) MONTHS PRECEDING THE MONTH IN WHICH THE DAMAGE OCCURRED.

SERVICE PROVIDER SHALL NOT BE LIABLE TO THE CITY OR TO ANY OTHER PERSON OR ENTITY FOR ANY DAMAGES ARISING OUT OF OR RELATING TO: (I) INTEROPERABILITY, INTERACTION, ACCESS, OR INTERCONNECTION PROBLEMS WITH APPLICATIONS, EQUIPMENT, PROFESSIONAL SERVICES, CONTENT OR NETWORKS PROVIDED BY THE CITY OR THIRD PARTIES; (II) SERVICE INTERRUPTIONS OR LOST OR ALTERED MESSAGES OR TRANSMISSIONS, EXCEPT AS OTHERWISE PROVIDED IN THE APPLICABLE STATEMENT OF WORK; (III) UNAUTHORIZED ACCESS TO, OR THEFT, ALTERATION, LOSS, DEGRADATION, DAMAGE OR DESTRUCTION OF, THE CITY'S, ITS USERS' OR THIRD PARTIES' APPLICATIONS, CONTENT, DATA, PROGRAMS, INFORMATION, NETWORK OR SYSTEMS, WHETHER ON-PREMISES OR CLOUD-BASED (ALL OF THE FOREGOING OF THE CITY, ITS USERS OR THIRD PARTIES IS COLLECTIVELY REFERRED TO HEREINAFTER AS THE "CITY COMPUTER SYSTEMS"), OR LOSS OF ACCESS THERETO, THROUGH ANY MANNER OR METHOD, INCLUDING, WITHOUT LIMITATION, ANY HARMFUL PROGRAM, CODE OR ATTACK; (IV) A BREACH IN THE SECURITY OF ANY OF THE CITY COMPUTER SYSTEMS; (V) THE INTEGRITY OR AUTHENTICITY OF THE CITY'S, ITS USERS' OR THIRD PARTIES' CONENT, DATA, OR INFORMATION, or (VI) THE CITY'S FAILURE TO IMPLEMENT ANY SECURITY RECOMMENDATIONS MADE BY SERVICE PROVIDER. In addition to any responsibilities specified in an Statement of Work, the City shall establish, implement and maintain its own (i) procedures for the reconstruction of lost or altered files, backup or saving of data or programs, and (ii) organizational security protocols and governance consistent with industry practices governing THE CITY'S, its employees, subcontractors, or third parties' access and use of the CITY Computer Systems.

**16. Insurance.** During the performance of any and all Services under this Agreement, Service Provider shall maintain the following insurance in full force and effect:

- A. Comprehensive General Liability Insurance, with a minimum combined single limit of \$1,000,000 for each occurrence; \$1,000,000 personal injury and advertising injury; \$2,000,000 products and completed operations aggregate; and \$2,000,000 general aggregate.
- B. Automobile Liability Insurance, with a minimum combined single limit of \$1,000,000 for each person and \$1,000,000 for each accident.
- C. Professional Liability Insurance ("Errors and Omissions Insurance") with a minimum limit of \$2,000,000 annual aggregate.
- D. Workers' Compensation Insurance in accordance with the statutory requirements of Title 22 of the Indiana Code.
- E. Cyber Attack and Cyber Extortion: computer attack limit (annual aggregate) of \$1,000,000; sublimit (per claim) for cyber extortion of \$100,000; and computer attack.
- F. Network Security Liability: limit (annual aggregate) of \$1,000,000.
- G. Electronic Media Liability: limit (annual aggregate) of \$1,000,000; and deductible (per occurrence) of \$10,000.
- H. Fraudulent Impersonator Coverage: limit (annual aggregate) of \$250,000.

All insurance policies shall be issued by an insurance company authorized to issue such insurance in the State of Indiana. The City of Bloomington, its agents, officers, board members and employees shall be named as additional insureds under the General Liability and Automobile Liability policies, and such policies shall stipulate that the insurance will operate as primary insurance and that no other insurance affected by the City will be called upon to contribute to a loss hereunder. Service Provider shall provide at least 30 days' notice to City prior to any cancellation/termination of any or all insurance policies.

Service Provider shall provide evidence of each insurance policy to the City prior to the commencement of work under the Agreement. Approval of the insurance by the City shall not relieve or decrease the extent to which Service Provider may be held responsible for payment of damages resulting from service or operations performed pursuant to this Agreement. If Service Provider fails or refuses to procure or maintain the insurance required by these provisions, or fails or refuses to furnish the City required proof that the insurance has been procured and is in force and paid for, City shall have the right at City's election to forthwith terminate the Agreement.

**17. Conflict of Interest.** Service Provider declares that it has no present interest, nor shall it acquire any interest, direct or indirect, which would conflict with the performance of Services required under this Agreement. Service Provider agrees that no person having any such interest shall be employed in the performance of this Agreement.

**18. Waiver.** No failure of either party to enforce a term of this Agreement against the other shall be construed as a waiver of that term, nor shall it in any way affect the party's right to enforce that term. No waiver by any party of any term of this Agreement shall be considered to be a

waiver of any other term or breach thereof.

19. **Severability.** The invalidity, illegality or unenforceability of any provision of this Agreement or the occurrence of any event rendering any portion or provision of this Agreement void shall in no way affect the validity or enforceability of any other portion or provision of this Agreement. Any void provision shall be deemed severed from this Agreement, and the balance of the Agreement shall be construed and enforced as if it did not contain the particular provision to be held void. The parties further agree to amend this Agreement to replace any stricken provision with a valid provision that comes as close as possible to the intent of the stricken provision. The provisions of this Article shall not prevent this entire Agreement from being void should a provision which is of the essence of this Agreement be determined void.
20. **Assignment.** Neither the City nor Service Provider shall assign any rights or duties under this Agreement without the prior written consent of the other party; provided, however, Service Provider may assign its rights to payment without the City's consent. Unless otherwise stated in the written consent to an assignment, no assignment will release or discharge the assignor from any obligation under this Agreement. Notwithstanding the foregoing, the City agrees that Service Provider may assign this Agreement without such approval to an affiliate or in connection with a merger, acquisition, consolidation, corporate reorganization, sale of a substantial block of its stock, or the sale of all or substantially all of its assets.
21. **Non-Solicitation.** The parties hereto agree that during the term of this Agreement and for a period of twelve (12) months thereafter, to the best of their knowledge, neither party shall solicit, recruit, hire or otherwise employ or retain any technical or professional employees of the other party assigned to work on the Contract or Subcontract without the non-hiring party's prior written consent. Either party may, without violating this provision, conduct regular solicitation efforts such as newspaper advertisements, utilizing employment agencies, open houses, job fairs or other widely distributed announcements of job openings, where such solicitation efforts are not specifically directed towards persons working under this Agreement, and recruit, hire, or otherwise employ or retain respondents to such permissible efforts.
22. **Third Party Rights.** Nothing in this Agreement shall be construed to give any rights or benefits to anyone other than the City and Service Provider.
23. **Governing Law and Venue.** This Agreement shall be governed by the laws of the State of Indiana. Venue of any disputes arising under this Agreement shall be in the Monroe Circuit Court, Monroe County, Indiana.
24. **Non-Discrimination.** Service Provider shall comply with City of Bloomington Ordinance 2.23.110 and all other federal, state and local laws and regulations governing non-discrimination, including but not limited to employment. Service Provider understands that the City prohibits its employees from engaging in harassment or discrimination of any kind, including harassing or discriminating against independent Service Providers doing work for the City. If Service Provider believes that a City employee engaged in such conduct towards Service Provider and/or any of its employees, Service Provider or its employees may file a complaint with the City Department head in charge of Service Provider's work, and/or with

the City's Human Resources Department or the Bloomington Human Rights Commission. The City takes all complaints of harassment and discrimination seriously and will take appropriate disciplinary action if it finds that any City employee engaged in such prohibited conduct. Any breach of this section is a material breach and will be cause for termination of this Agreement.

- 25. Verification of New Employees' Immigration Status.** Service Provider is enrolled in, and verifies the work eligibility status of all newly-hired employees through, the E-Verify program. (This is not required if the E-Verify program no longer exists). Service Provider signed an e-verify affidavit, attached hereto, marked as **Exhibit "D"**, and by this reference incorporated herein.

Service Provider may not knowingly employ or contract with an unauthorized alien, or retain an employee or contract with a person that Service Provider subsequently learns is an unauthorized alien. If the City obtains information that Service Provider employs or retains an employee who is an unauthorized alien, the City shall notify Service Provider of the contract violation and require that the violation be remedied within 30 days of the date of notice. If Service Provider verified the work eligibility status of the employee in question through the E-Verify program, there is a rebuttable presumption that Service Provider did not knowingly employ an unauthorized alien. If Service Provider fails to remedy the violation within the 30 day period, the City shall terminate the contract unless the City determines that terminating the contract would be detrimental to the public interest or public property, in which case the City may allow the contract to remain in effect until the City procures a new service provider. If the City terminates the contract, Service Provider is liable to the City for actual damages.

- 26. Non-Collusion.** Service Provider certifies that it has not, nor has any other member, representative, or agent of Service Provider, entered into any collusion by agreement or otherwise with any person relative to the price to be offered by any person, nor prevented any person from making an offer, nor induced anyone to refrain from making an offer and that this offer is made without reference to any other offer. Service Provider has signed the non-collusion affidavit attached hereto, marked as **Exhibit "E"** and by this reference incorporated herein.

- 27. Living Wage Ordinance.** [Intentionally Omitted.]

- 28. Compliance with Laws.** In performing the Services under this Agreement, Service Provider shall comply with any and all applicable federal, state and local statutes, ordinances, plans and regulations, including any and all regulations for protection of the environment. When appropriate, Service Provider shall advise City of any and all applicable regulations and approvals required by any federal, state, local government agencies. Where such statutes, ordinances, plans or regulations of any public authority having any jurisdiction on the Project are in conflict, Service Provider shall proceed using its best judgment only after attempting to resolve any such conflict between such governmental agencies, and shall notify the City in a timely manner of the conflict, attempts of resolution, and planned course of action.

- 29. Notices.** Any notice required by this Agreement shall be made in writing to the individuals/addresses specified below:

TO CITY:

City of Bloomington Eng. Dept.  
Attn: Roy Aten, Sr. Project Mgr  
401 N. Morton Street  
Bloomington, IN 47404  
atenro@bloomington.in.gov

TO SERVICE PROVIDER:

Presidio Networked Solutions Group LLC  
Attn: James Dilbone  
12272 Hancock Street  
Carmel, IN 46032  
jdilbone@presidio.com

Nothing contained in this Article shall be construed to restrict the transmission of routine communications between representatives of the City and Service Provider.

**30. Intent to be Bound.** The City and Service Provider each bind itself and its successors, executors, administrators, permitted assigns, legal representatives and, in the case of a partnership, its partners to the other party to this Agreement, and to the successors, executors, administrators, permitted assigns, legal representatives and partners of such other party in respect to all provisions of this Agreement.

**31. Integration and Modification.** This Agreement, including all Exhibits incorporated by reference, represents the entire and integrated agreement between the City and Service Provider. This Agreement supersedes any and all prior and contemporaneous communications, representations and agreements, whether oral or written, relating to the subject matter of this Agreement. This Agreement may be modified only by a written amendment signed by both parties hereto.

**IN WITNESS WHEREOF**, the parties hereto have caused this Agreement to be executed as of the Effective Date.

**CITY OF BLOOMINGTON**

\_\_\_\_\_  
Margie Rice, Corporation Counsel      Date  
City of Bloomington

**PRESIDIO NETWORKED  
SOLUTIONS GROUP LLC**

\_\_\_\_\_  
Signature      Eric Adams (Jan 29, 2025 09:27 EST)      Date

Vice President, Physical Security

\_\_\_\_\_  
Print Name and Title



**EXHIBITS A, B, C**  
**SCOPE OF SERVICES**

**[See Attached]**

STATE OF INDIANA )  
 )SS:  
COUNTY OF \_\_\_\_\_)

The undersigned, being duly sworn, hereby affirms and says that:

- Signature

Printed Name

[illegible]

Before me, a Notary Public in and for said County and State, personally appeared \_\_\_\_\_ and acknowledged the execution of the foregoing this \_\_\_\_\_ day of \_\_\_\_\_, 20\_\_\_\_.

\_\_\_\_\_  
Notary Public's Signature

My Commission Expires: \_\_\_\_\_

Printed Name of Notary Public \_\_\_\_\_ County of Residence: \_\_\_\_\_

Commission Number

STATE OF INDIANA )  
 ) SS:  
COUNTY OF \_\_\_\_\_)

The undersigned offeror or agent, being duly sworn on oath, says that he has not, nor has any other member, representative, or agent of the firm, company, corporation or partnership represented by him, entered into any combination, collusion or agreement with any person relative to the price to be offered by any person nor to prevent any person from making an offer nor to induce anyone to refrain from making an offer and that this offer is made without reference to any other offer.

I affirm under the penalties of perjury that the foregoing facts and information are true and correct to the best of my knowledge and belief.

**Presidio Networked Solutions Group, LLC**

By: \_\_\_\_\_

STATE OF INDIANA                    )  
                                                  ) SS:  
COUNTY OF                            )

Before me, a Notary Public in and for said County and State, personally appeared \_\_\_\_\_  
and acknowledged the execution of the foregoing this \_\_\_\_\_ day of \_\_\_\_\_, 20\_\_\_\_.

\_\_\_\_\_  
Notary Public's Signature

My Commission Expires: \_\_\_\_\_

\_\_\_\_\_  
Printed Name of Notary Public

County of Residence: \_\_\_\_\_

12

General Information			
Client Name	City of Bloomington	Account Manager	Todd Widdis
Contact Name	Rob Cronk	Solution Architect	Derek Bulthuis
Contact Phone	18123696345	Opportunity #	1003524089753
Contact Address	401 N Morton St., Suite 160, Bloomington, IN 47404	Date	12-Jul-2024
Contact Email	rob.cronk@bloomington.in.gov	Service Title	Hopewell Park

Service Information	
Technology Area	<input checked="" type="checkbox"/> Network <input checked="" type="checkbox"/> Mobility <input type="checkbox"/> Other: _____
Type of Request	Fixed Fee
<p>Presidio Networked Solutions Group LLC ("Presidio") is pleased to provide the following services to City of Bloomington ("Client"). This Service Request defines the scope of work to be accomplished by Presidio. The tasks to be performed by Presidio are defined and the responsibilities of Presidio and Client are contained herein as well.</p>	

## Description of Services

### 1.1. Solution and Approach Overview

The City of Bloomington, Indiana has engaged Presidio for the deployment of a wireless infrastructure at Hopewell Park located in the City of Bloomington, Indiana. The goals of this project are the following:

- Deployment of (3) Cisco Catalyst C9124AXI Wireless Access Points (AP)
- Deployment of (1) Cisco Catalyst Switch
- Wireless Network (WLAN) Review
- Integration, validation, and testing
- Knowledge transfer and project closure
- Project Management

### 1.2. Project Scope

The new wireless infrastructure will uplink to existing switch infrastructure that align with best practices. It is assumed all work will be completed during regular business hours unless otherwise noted.

- Review current network design and configurations
- Build new network design based on the current physical architecture

#### 1.2.1. Wireless Implementation

Hopewell Park:

- Presidio will configure up to (3) Cisco C9124AXI access points with existing Cisco 9800 Wireless LAN Controller
- Adoption of wireless configuration settings from current WLC
  - 1 User SSID
  - 1 Guest SSID
- Best practice wireless configuration settings
- Presidio will provide wireless coverage to Hopewell Park by deploying the following to light poles no higher than 20ft off ground level:
  - Securing mounting hardware for (3) access points
  - Mounting (3) Cisco C9124AXI access points
  - Connecting copper uplink to access points
  - Configuring switchport on Cisco Catalyst switch for access point connectivity

- City of Bloomington will be responsible to provide required ethernet cables and power for AP connectivity.

### 1.2.2. Wired Implementation

Presidio will provide wired connectivity to Hopewell Park by deploying the following to the City of Bloomington Hopewell Park:

- Securing Cisco Catalyst switch inside of metal enclosure
- Connecting fiber uplink to existing Cisco Catalyst 9500 switch
- City of Bloomington will be responsible to provide fiber connectivity (single mode fiber with LC termination) to Cisco Catalyst switch located at Hopewell Park
- Configuring switchport on existing Cisco Catalyst 9500 switch for Hopewell connectivity
- Connecting (2) ethernet cables for AP connectivity
- City of Bloomington will be responsible to provide power to the network components located in the metal enclosure at Hopewell Park. Power requirements:
  - (1) Cisco Catalyst switch
    - 120V at 10.5A
- Equipment to be deployed at Hopewell Park:
  - (1) Cisco Catalyst Series Switch
    - Unbox and install/mount in enclosure
    - Upgrade to best practice version of IOS-XE
    - Apply best practice configuration standards
    - Secure administration and management
    - Spanning Tree Protocol (STP) design and configuration
    - Virtual Local Area Network (VLAN)
    - Layer 2/3 Interfaces
    - Static routing

### 1.3. Wireless Validation Assessment

Survey will be completed onsite at the following sites:

- Hopewell Park – Survey to cover up to (95,000) sq. ft
  - The survey will assess the location for optimal 802.11ac wireless coverage
  - The survey will not assess the entire outdoor location, but up to (10) critical location points where signal is desired
  - The final survey report will include the following:
    - Current AP locations
    - Noted areas of wireless coverage gaps
    - Site diagram showing where additional APs are needed to provide optimal coverage (if necessary)

### 1.4. Testing / Validation

- Validation of the access points and user connectivity
- Adjustments to the configuration to ensure connectivity meets expected results based upon wireless validation assessment

### 1.5. Training & Knowledge Transfer

- Presidio will spend up to (1) hours of Administrative Knowledge Transfer in the following areas:

- General Cisco wireless knowledge, as it relates to the project
- On-going Support Review
- Review of the wireless assessment report
- If additional training is needed beyond the scope of the Knowledge Transfer items above, Presidio can provide pricing for additional training from a training partner. Some of the knowledge transfer process may occur throughout the course of this project.

### Assumptions

1. This service request supersedes all prior written or oral agreements, representations and understandings related to the subject matter hereof. Any purchase order submitted pursuant to this SOW shall be subject to the terms herein and shall not be subject to any new or different terms, including pre-printed terms on such order. All changes to this agreement must be executed in writing and accepted by both parties, as indicated by authorized signature, prior to the execution of work.
2. Modifications in project scope will necessitate a project change request (PCR).
3. This Service Request supersedes any previous scope discussion or agreement including PowerPoint proposals, emails, or verbal communications.
4. Client has read and agrees with all items contained or omitted within this Service Request.
5. Any items or tasks not explicitly listed as in-scope within this Service Request are considered to be outside of the scope and not associated with this Service Request and price.
6. Client's acceptance of all deliverables described in this agreement and of the completion of the project shall be in writing. Deliverable acceptance shall be in the form of an email or signature (as applicable) and final project acceptance shall be in the "Project Completion" form, provided by the project manager. If acceptance is refused, the Client shall provide, in writing to Presidio, a reason for refusal. Presidio shall address the issue before subsequent work is undertaken.
7. Work shall be warrantied for 30 days after completion. Product is warrantied per manufacturer warranty policies. Presidio will hold no responsibility for any changes made "after" releasing the system to the Client. Presidio expressly disclaims any liability for non-performance or the delivery of poor quality of services resulting from errors or omissions in information provided to Presidio by Client, whether or not Presidio knew or should have known of any such errors or omissions, or whether Presidio was responsible for or participated in gathering of such information.
8. IN NO EVENT SHALL EITHER PARTY BE LIABLE TO THE OTHER PARTY FOR ANY INDIRECT, INCIDENTAL, SPECIAL, CONSEQUENTIAL, EXEMPLARY, OR PUNITIVE DAMAGES OF ANY KIND WHATSOEVER, ARISING IN CONTRACT, TORT OR OTHERWISE, EVEN IF ADVISED OF THE POSSIBILITY OF SUCH DAMAGES. EACH PARTY'S ENTIRE LIABILITY AND EXCLUSIVE REMEDY FOR DAMAGES FROM ANY CAUSE WHATSOEVER, INCLUDING, BUT NOT LIMITED TO, NONPERFORMANCE OR MISREPRESENTATION, AND REGARDLESS OF THE FORM OF ACTIONS, SHALL BE LIMITED TO THE AMOUNT WHICH HAS BEEN ACTUALLY PAID TO PRESIDIO BY CLIENT HEREUNDER.
9. During the term of this Agreement and for one (1) year following the completion of this project, neither party shall (a) solicit, offer to hire, or hire an employee, agent, or contractor of the other party, or (b) assist any third party who wishes to solicit, offer to hire, or hire an employee, agents, or contractor of the Other Party without a prior written consent of the Other Party.
10. A third-party contractor will be utilized to install the access points:
  - Contractor will install (3) AP's and related hardware on streetlights as described in SOW provided.
  - All AP's to be installed in one trip.
  - Work to be performed from "A" frame ladders.
  - PCS to provide miscellaneous consumables and mounting hardware.

### Client Responsibilities

1. The Client, with assistance from Presidio, shall verify operation of any installed/upgraded equipment per the predefined Verification Plan. Presidio will require the Client to witness the verification of the solution, as well as sign off on the completed verification plan.
2. Client will designate a single point of contact with authority to act on all aspects of the services provided and to coordinate the activities of internal personnel, Telco, and other circuit providers, and all non-Presidio third-party contractors as applicable.
3. Client resources and site access must be readily and/or continuously available over the engagement period.
4. The Client is responsible for having in place, active manufacturer support contracts on all devices that are the subject of this SOW.
5. City of Bloomington will be responsible to provide power to the network components located in the enclosure at

## Hopewell Park

6. City of Bloomington is responsible for all cabling required
7. Client will be responsible to paint enclosures for access point (if desired)
8. Client will secure enclosure for power, switch, fiber distribution, and copper connectivity
9. City of Bloomington will provide any IP addressing, subnetting, routing, or access information required for the completion of this project.
10. City of Bloomington will assist with mounting the switch within its enclosure.

**Project Management**

Presidio will provide a Project Manager (PM), who will be single point of contact for all project support issues within the scope of this project. The PM is experienced in project management best practice methodologies and familiar with the technology involved. This Project Manager is responsible for timely completion of the scope, schedule and budget utilizing Presidio's Project Management Method. Included for our standard Project Management offering for this engagement are the following:

- Project kickoff (remote)
- Milestone level tracking
- Resource scheduling and oversight
- Escalation facilitation
- Working calls as required (remote)
- Project closeout (remote)

**Locations**

Work will be done at the following locations. All work will be performed remotely unless otherwise specified:

Site Name	Address	City State ZIP	On-Site / Remote Services
City of Bloomington	401 N Morton St.	Bloomington, IN 47404	On site

**Price and Payment Terms**

Client agrees to provide reasonable access to facilities, equipment, and personnel necessary to complete this effort. Unless otherwise noted, all work shall be performed during normal business hours (8:00 a.m. – 5:00 p.m. M-F, excluding holidays) at the location indicated. Travel expenses are estimated and include, but are not limited to, mileage, hotels, meals, airfare, rental car, parking fees, taxis, and tolls performed in accordance with the Presidio Advance Travel Policy. Client agrees to make timely payment for services rendered, including partial payments prior to final acceptance.

Presidio is providing a Fixed Fee Price as part of this Statement of Work. Presidio will invoice Client based on the project milestone(s) listed below:

Milestone Name	Amount
Project Initiation	\$2,914.00
Project Closure	\$11,655.55
<b>Total</b>	<b>\$14,569.55</b>

Presidio will bill Client upon completion of each Milestone. Invoices may contain multiple Milestones.

**Expenses**

Travel and incidental expenses incurred by Presidio in association with the execution of this Statement of Work are NOT included in the amounts listed above and are to be reimbursed to Presidio by Client at actual cost within 30 days of submission of invoice to Client. The expenses are estimated at \$93.72.

**Travel Time**

Travel to and from the work site(s) by Presidio resources in association with the execution of this Statement of Work is included in the pricing above.

The scope and pricing are valid for 60 days unless otherwise noted.

Authorized Client Signature	Title	Date
Authorized Presidio Signature	Title	Date



## QUOTE:

2001822011719-01

DATE:

05/25/2022

PAGE:

1 of 3

**TO:**  
City of Bloomington  
Mike Crump  
401 N Morton St  
Suite 160  
Bloomington, IN 47404  
  
michael.crump@bloomington.in.gov  
(p) 812 349-3400  
(f) (812) 323-3207

**FROM:**  
Presidio Networked Solutions Group, LLC  
James Dilbone  
12272 Hancock St  
Carmel, IN 46032  
  
jdilbone@presidio.com  
(p) +1.317.660.3016

**Customer#:** CITYB011  
**Account Manager:** James Dilbone  
**Inside Sales Rep:** Christy Beard  
**Title:** PhySec - Hopewell Neighborhood Cameras  
**Comments:** Installation estimate does not include custom fabrication or painting  
Lift Rental if required not included

**Contract Vehicle:** \*Open Market

#	Part #	Description	Unit Price	Qty	Ext Price
1	PNM-9085RQZ	5MP X 4 outdoor Dome, PTRZ w/IR	\$2,279.90	4.00	\$9,119.60
2	SBP-390WMW2	Wall Mount accessory outdoor PTZ, white	\$129.00	4.00	\$516.00
3	SBP-300PMW1	Pole Mount Adapter Acc SBP-300WMW1 Wht	\$47.40	4.00	\$189.60
4	PS-SVC-PHYSEC-FF	Physical Security Presidio Professional Services Fixed Fee	\$4,785.50	1.0000	\$4,785.50

		<b>Sub Total:</b>	<b>\$14,610.70</b>
		<b>Shipping:</b>	<b>\$65.00</b>
		<b>Grand Total:</b>	<b>\$14,675.70</b>

Quote valid for 30 days. Payment of invoices are due within 30 days from date of invoice unless other terms are issued. Late payments are subject to interest charges of the lesser of 1½% per month or the maximum amount allowed by law. All prices subject to change without notice. Supply subject to availability. This Quote is subject to Presidio's Standard Terms and Conditions below. Any changes to the following Terms and Conditions must be accepted in writing by Presidio, otherwise, CLIENT agrees to be bound by the following Terms and Conditions and pricing contained herein:

#### Pricing

- Quoted prices exclude applicable taxes. Invoicing will include applicable taxes unless a valid tax exempt certificate is provided.
- The price included herein reflects a 3% discount for payment by cash, check or wire transfer. This discount will not apply in the event that CLIENT pays using a credit card or debit card.
- Prices exclude freight, handling or insurance (unless itemized in the quote).
- Pricing for Professional Services are best-effort estimates only. Actual pricing will be finalized as part of a mutually-agreeable Statement of Work.

#### Invoicing

- CLIENT is billed upon shipment from the manufacturer and shall accept and pay for partial shipment of products.
- Usage-Based Services Terms and Conditions. For Usage-Based Services purchased by CLIENT, Presidio shall invoice CLIENT once a month. Notwithstanding the amounts included on the applicable purchase order, the invoice for Usage-Based Services will vary from month to month based upon CLIENT's usage and CLIENT shall be obligated to pay all charges for the Usage-Based Services used by CLIENT in the previous month. If CLIENT is delinquent in its payment obligations for the Usage-Based Services, then, upon reasonable, prior notice, Presidio reserves the right to suspend or discontinue such services at its sole discretion. CLIENT acknowledges and agrees that such discontinuation or suspension by PRESIDIO will not constitute a breach of PRESIDIO'S obligations to CLIENT. CLIENT agrees to indemnify and hold harmless PRESIDIO for any resulting damages due to the suspension or discontinuation of the Usage-Based Services due to CLIENT's delinquent or non-payment.
- Enterprise Software, Licensing and Subscription Services ("Enterprise Agreement"). For Third-Party-provided, enterprise-based software licensing and services, Presidio shall invoice CLIENT according to the terms of the Enterprise Agreement between CLIENT and the Third Party. If CLIENT is delinquent in its payment obligations hereunder, then, upon reasonable, prior notice, Presidio reserves the right to suspend or discontinue such services at its sole discretion. CLIENT acknowledges and agrees that such discontinuation or suspension by PRESIDIO will not constitute a breach of PRESIDIO'S obligations to CLIENT. CLIENT agrees to indemnify and hold harmless PRESIDIO for any resulting damages due to the suspension or discontinuation of the services due to CLIENT's delinquent or non-payment.

#### Freight, Handling, Shipping

- CLIENT will be billed for Presidio's and/or the manufacturer's freight charges.
- Title/Risk of loss passes to CLIENT Freight on Board (FOB) origin (FOB destination (CONUS) applicable to Federal Government CLIENTS only) unless otherwise agreed to in writing by Presidio. Orders shipped from a manufacturer to Presidio at CLIENT request for warehousing, configuration, storage or otherwise, shall be deemed to have been shipped to CLIENT FOB origin.
- Presidio accepts no responsibility / liability in connection with the shipment.
- International delivery services include (i) Consolidated billing in USD for all international deliveries (ii) Consolidated contracting with one entity, namely Presidio (iii) Single point of contact (iv) Freight forwarding including exportation permits, application of tariff headings, customs clearance (including import permits, licenses, certificates) (v) Asset Management, Tracking & Reporting.
- Goods held in a Presidio warehouse either a) at the CLIENT's request or b) in the event CLIENT refuses to accept delivery, may be subject to warehousing fees of 1% of the list price of such goods.

#### Warranty and Limitation of Liability

- Product is warranted by the Manufacturer, not by Presidio. Please consult Manufacturer for warranty terms. IN NO EVENT SHALL PRESIDIO BE LIABLE TO CLIENT FOR ANY INDIRECT, INCIDENTAL, SPECIAL, CONSEQUENTIAL, EXEMPLARY, OR PUNITIVE DAMAGES OF ANY KIND WHATSOEVER, ARISING IN CONTRACT, TORT OR OTHERWISE, EVEN IF ADVISED OF THE POSSIBILITY OF SUCH DAMAGES. PRESIDIO'S ENTIRE LIABILITY AND CLIENT'S EXCLUSIVE REMEDY FOR DAMAGES FROM ANY CAUSE WHATSOEVER, INCLUDING, BUT NOT LIMITED TO, NONPERFORMANCE OR MISREPRESENTATION, AND REGARDLESS OF THE FORM OF ACTIONS, SHALL BE LIMITED TO THE AMOUNT WHICH HAS BEEN ACTUALLY PAID TO PRESIDIO BY CLIENT FOR PRODUCTS HEREUNDER.

#### Return Policy

- CLIENTS return rights are subject to the return policies (& fees including restocking) of the applicable manufacturer
- A Presidio-issued Return Material Authorization (RMA) is required & needs to accompany returned items before any credit is issued to a CLIENT. Presidio reserves the right to deny RMA requests in the event the Manufacturer will not provide for an authorized return. If integration of product is performed at a Presidio facility, transfer of ownership occurs as of inception of integration regardless of shipment terms as manufacturers will not accept return of open product.
- CLIENTS have 15 calendar days from original ship date to request a RMA (unless shorter period is required by manufacturer)
- Items returned must be in original shipping cartons, unopened, unused, undamaged and unaltered failing which Presidio is entitled to reject acceptance of items or charge further fees
- The CLIENT is responsible for shipping fees to the destination highlighted in the RMA
- Opened software cannot be returned

#### Cancellation Policy

- CLIENT's cancellation of purchase order rights are subject to the cancellation policies (& fees) of the applicable manufacturer

#### Leases

- In the event Presidio does not receive payment for leased goods purchased on the CLIENT's behalf from the applicable third-party financing entity, CLIENT is obligated to pay Presidio for all such goods as indicated in the applicable Presidio invoice.

#### Software terms

- Software is subject to the license terms that accompany it.
- License terms are established between the CLIENT & owner of the software
- Unless Presidio is the owner or licensor, Presidio makes no representations and/or warranties relating to its operation, ownership or use.
- Delivery of software licenses are agreed to be accepted in electronic form from the third party software company. Otherwise, you agree to self-accrue any applicable sales tax at the rate in effect for the jurisdiction.

#### Term and Termination of Orders: Usage-Based Services, Enterprise Agreements and Multi-Year Orders

- The terms of use for Usage-Based Services (i.e. Cisco-provided WebEx or Software as a Service (SaaS)) are established by the applicable third-party provider of such services either at the applicable third-party provider website or via the separate agreement between CLIENT and third-party provider.
- The "Initial Term" of an order for Usage-Based Services and/or Enterprise Agreement ("Order") starts on the date the Usage-Based Services and/or Enterprise Agreement are available for use by CLIENT and lasts for the time period stated in the Order. After the Initial Term, unless prohibited by applicable law, there will be an automatic "Renewal Term" of the same length of time unless CLIENT notifies Presidio in writing that CLIENT does not want to renew at least sixty (60) days before the end of the then current Initial Term or Renewal Term. If the fees will change for the Renewal Term, Presidio will notify CLIENT reasonably in advance of the Renewal and in time for CLIENT to accept or reject renewing the Usage-Based Services and/or Enterprise Agreement. If CLIENT agrees with the fee changes, CLIENT may do nothing and the new fees will apply for the upcoming Renewal Term.
- Either party may terminate an Order by providing the other party written notice of termination at least sixty (60) days before the end of such Initial or Renewal Term. The termination will be effective on the last day of the Initial or Renewal Term and CLIENT will pay for the Usage-Based Services and/or Enterprise Agreement until the end of the current Initial or Renewal Term regardless of when CLIENT provided notice. Notwithstanding the foregoing, Usage-Based Services and Enterprise Agreements ordered are strictly non-cancelable during the Initial Term or Renewal Term except as otherwise provided in the applicable Service Terms and/or otherwise agreed upon in writing by Presidio. CLIENT will not be entitled to any refund for terminated Usage-Based Services or Enterprise Agreements during the Initial Term or Renewal Term except as agreed upon in writing by Provider and/or Presidio

#### Multi-Year Agreements

- For multi-year agreements, CLIENT expressly agrees to enter into a binding, non-cancelable agreement per the billing schedule set forth in the quote. THE CLIENT ACKNOWLEDGES AND AGREES THAT THE CLIENT'S AGREEMENT AND PAYMENTS FOR A MULTI-YEAR TRANSACTION ARE ESSENTIAL ELEMENTS OF THE BASIS OF THE BARGAIN BETWEEN THE PARTIES FOR MULTI-YEAR AGREEMENTS, SUCH THAT PRESIDIO WOULD NOT HAVE ENTERED INTO A MULTI-YEAR TRANSACTION WITHOUT SUCH AGREEMENT.

#### SmartNet (Third party Maintenance)

**QUOTE:**

**2001822011719-01**

DATE:

05/25/2022

PAGE:

3 of 3

- CLIENTS rights are subject to the terms provided by the applicable manufacturer. (per website address)
- Delivery of software maintenance, including upgrades and updates are agreed to be accepted electronically. Otherwise, you agree to self-accrue applicable sales tax.

**Confidential Information.**

- CLIENT agrees that this quote is Presidio Confidential Information. CLIENT shall not disclose this quote to any third party for any purpose. CLIENT agrees to protect this Quote to the same extent that it protects its own Confidential Information, but with no less than a reasonable degree of care.

**Export Law Compliance.**

- CLIENT has been advised that any hardware or software provided to CLIENT via this Quote and/or subsequent purchase order may be subject to the U.S. Export Administration Regulations. CLIENT agrees to comply with all applicable United States export control laws, and regulations, as from time to time amended, including without limitation, the laws and regulations administered by the United States Department of Commerce and the United States Department of State.

**Miscellaneous Terms**

- Preprinted terms appearing on CLIENT Purchase Orders must be accepted in writing by Presidio to be applicable. Presidio's performance of such purchase order shall not constitute Presidio's acceptance of new or different terms, including pre-printed terms on such order. In absence of a purchase order, CLIENT agrees that its signature below grants Presidio the right to invoice CLIENT and authorizes payment to Presidio for the amounts owed.

Customer hereby authorizes and agrees to make timely payment for products delivered and services rendered, including payments for partial shipments

\_\_\_\_\_  
Customer Signature

\_\_\_\_\_  
Date

**24-55**  
**RESOLUTION**  
**OF THE**  
**REDEVELOPMENT COMMISSION**  
**OF THE**  
**CITY OF BLOOMINGTON INDIANA**

**APPROVAL OF AN AGREEMENT WITH PRESIDIO FOR  
HOPEWELL PHASE 1 EAST HARDWARE AND CAMERA INSTALLATION**

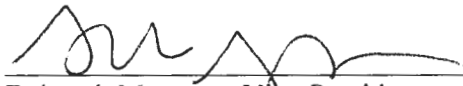
- WHEREAS, pursuant to Indiana Code 36-7-14 *et seq.*, the Redevelopment Commission of the City of Bloomington (“RDC”) and the Common Council of the City of Bloomington created an economic development area known as the Consolidated Economic Development Area (“Consolidated TIF”); and
- WHEREAS, in Resolution 18-10, the RDC approved a Project Review and Approval Form (“Form”) which sought the support of the RDC for the purchase and redevelopment the Old Bloomington Hospital Site (Hopewell), including the Phase 1 East redevelopment (“Project”); and
- WHEREAS, the City wishes to install a new wireless infrastructure and cameras for the Project (“Services”); and
- WHEREAS, City staff solicited quotes for Services from Presidio Networked Solutions Group, LLC (“Presidio”); and
- WHEREAS, City staff have negotiated an agreement with Presidio for an amount not to exceed Forty-Nine Thousand One Hundred Seventy-Four Dollars and Forty-Three Cents (\$49,174.43) for the Services (“Agreement”), which is attached to this Resolution as Exhibit A; and
- WHEREAS, there are sufficient funds in the Consolidated TIF to pay for the Services pursuant to the terms of the Agreement; and
- WHEREAS, the City has brought the RDC an Amended Project Review Form (“Amended Form”), which is attached to this Resolution as Exhibit B.

NOW, THEREFORE, BE IT RESOLVED BY THE BLOOMINGTON REDEVELOPMENT COMMISSION THAT:


1. The RDC reaffirms its support of the Project, as set forth in the Amended Form, and reiterates that it serves the public’s best interests.
2. The RDC finds the Project is an appropriate use of TIF, and that the Project serves the public’s best interests.


3. The RDC hereby approves the Agreement and authorizes the City of Bloomington to expend an additional amount not to exceed Forty-Nine Thousand One Hundred Seventy-Four Dollars and Forty-Three Cents (\$49,174.43) to be payable in accordance with the terms of the Agreement ("Payment").
4. The Payment authorized above may be made from the Consolidated TIF. Nothing in this Resolution shall remove the requirement to comply with the City or the RDC's claims process.
5. The funding authorization contained in this Resolution is contingent upon the Board of Public Works approval of the Agreement. In the event that the Board of Public Works does not approve the Agreement, the funding authorizations contained in this Resolution shall have no effect. Staff is asked to ensure a fully executed copy of the Agreement is retained in the RDC's records.
6. Unless extended by the Redevelopment Commission in a resolution, the authorizations provided under this Resolution shall expire on December 31, 2025.

BLOOMINGTON REDEVELOPMENT COMMISSION

  
Deborah Myerson, Vice President

ATTEST:

  
Sue Sgambelluri, Secretary

  
Date



## Board of Public Works Staff Report

---

<b>Project/Event:</b>	Approve Change Order #1 for 2nd Street Tree Clearing Contract
<b>Petitioner/Representative:</b>	Engineering Department
<b>Staff Representative:</b>	Zac Rogers
<b>Date:</b>	March 25th, 2025

---

### Report:

This contract was awarded to JR Ellington Tree Experts for the original contract amount of \$23,862.00. Change Order #1 includes the removal of five additional trees under the contract. This change order is in the amount of \$2582.00, bringing the total contract amount to \$26,444.

This contract includes the removal of selected trees along the proposed West 2nd Street Modernization and Safety Improvements Project



## CONTRACT COVER MEMORANDUM

**TO:** Office of the Mayor  
**FROM:** Engineering Department  
**DATE:** March 25th, 2025  
**RE:** Change Order #1 for 2nd Street Tree Clearing Contract

<b>Contract Recipient/Vendor Name:</b>	J R Ellington Tree Experts
<b>Department Head Initials of Approval:</b>	Andrew Cibor
<b>Responsible Department Staff:</b> <i>(Return signed copy to responsible staff)</i>	Zac Rogers
<b>Responsible Attorney:</b> <i>(Return signed copy to responsible attorney)</i>	Aleksandrina Pratt
<b>Record Destruction Date:</b> <i>(Legal to fill in)</i>	2037
<b>Legal Department Internal Tracking #:</b> <i>(Legal to fill in)</i>	25-234
<b>Due Date For Signature:</b>	03/25/2025
<b>Expiration Date of Contract:</b>	03/25/2026
<b>Renewal Date for Contract:</b>	N/A
<b>Total Dollar Amount of Contract:</b>	\$26,444.00
<b>Funding Source:</b>	\$10,042.00 4402-07-070000-54310 \$16,402.00 1101-07-070000-54310
<b>W9/EFT Complete:</b> <i>(Staff Member of Responsible Dept. to fill in)</i>	Yes
<b>Affirmative Action Plan Complete (if applicable):</b> <i>(Staff Member of Responsible Dept. to fill in)</i>	Yes
<b>Procurement Summary Complete:</b> <i>(Staff Member of Responsible Dept. to fill in)</i>	Yes

**Summary of Contract:** This project was awarded to JR Ellington Tree Experts for the original contract amount of \$23,862.00. Change Order #1 includes the removal of five additional trees under the contract. This change order is in the amount of \$2582.00, bringing the total contract amount to \$26,444.

## City of Bloomington Contract and Purchase Justification Form

Vendor: J R Ellington Tree Experts

Contract Amount: \$26,444.00

This form should be completed and attached to the contract documents and forwarded to the Legal Department Attorney assigned to your Department. Contracts will not be approved by the Controller if a completed form is not included with the contract documents.

### PURCHASE INFORMATION

1. Check the box beside the procurement method used to initiate this procurement: (Attach a quote or bid tabulation if applicable)

☐

Request for Quote (RFQ)

☐

Request for Proposal (RFP)

☐

Sole Source

☒

Not Applicable (NA)

☐

Invitation to Bid (ITB)

☐

Request for Qualifications (RFQu)

☐

Emergency Purchase

2. List the results of procurement process. Give further explanation where requested.

Yes No

# of Submittals: N/A

Yes No

Was the lowest cost selected? (If no, please state below why it was not.)

☐☒

Met city requirements?

☒☐

Met item or need requirements?

☒☐

Was an evaluation team used?

☐☒

Was scoring grid used?

☐☒

Were vendor presentations requested?

☐☒

3. State why this vendor was selected to receive the award and contract:

This contract was awarded to JR Ellington Tree Experts for the original contract amount of \$23,862.00. Change Order #1 includes the removal of five additional trees under the contract. This change order is in the amount of \$2582.00, bringing the total contract amount to \$26,444.

Zac Rogers

Project Manager

Engineering

Print/Type Name

Print/Type Title

Department





# City of Bloomington, Indiana

## Change Order Details

### 2nd Street Tree Clearing

---

<b>Description</b>	This project shall include, but is not limited to, the removal of selected trees along the proposed West 2nd Street Modernization and Safety Improvements Project.
<b>Prime Contractor</b>	J.R Ellington Tree Experts 680 West That Road Bloomington, IN 47404
<b>Change Order</b>	1
<b>Status</b>	Pending
<b>Date Created</b>	03/17/2025
<b>Type</b>	Scope Changes
<b>Summary</b>	Additional Tree Removal
<b>Change Order Description</b>	Five additional trees along the west side of Rogers Street have been identified as conflicting with the future construction. The contractor will remove these additional trees at the contract unit prices.
<b>Awarded Project Amount</b>	\$23,862.00
<b>Authorized Project Amount</b>	\$23,862.00
<b>Change Order Amount</b>	\$2,582.00
<b>Revised Project Amount</b>	\$26,444.00

Increases/Decreases

Line Number	Item ID	Unit	Unit Price	Current		Change		Revised	
				Quantity	Amount	Quantity	Amount	Quantity	Amount
Section: 1 - Description									
0002	201-02250	EACH	\$458.000	3.000	\$1,374.00	4.000	\$1,832.00	7.000	\$3,206.00
TREE, 10 IN, REMOVE									
Reason: Additional trees needing removed									
			Funding Details						
			2nd Street	3.000	\$1,374.00	0.000	\$0.00	3.000	\$1,374.00
			Rogers Street	0.000	\$0.00	4.000	\$1,832.00	4.000	\$1,832.00
0003	201-02255	EACH	\$750.000	13.000	\$9,750.00	1.000	\$750.00	14.000	\$10,500.00
TREE, 18 IN, REMOVE									
Reason: Additional trees needing removed									
			Funding Details						
			2nd Street	13.000	\$9,750.00	0.000	\$0.00	13.000	\$9,750.00
			Rogers Street	0.000	\$0.00	1.000	\$750.00	1.000	\$750.00
2 items			Totals	\$11,124.00		\$2,582.00		\$13,706.00	

Funding Summary

Fund Package	Original Amount	Authorized Amount	Pending Change	Revised Amount
2nd Street	\$16,402.00	\$16,402.00	\$0.00	\$16,402.00
Rogers Street	\$7,460.00	\$7,460.00	\$2,582.00	\$10,042.00
2 fund packages	\$23,862.00	\$23,862.00	\$2,582.00	\$26,444.00

Not valid until signed by the Engineer, Contractor, and Owner

Engineer

Contractor

Board of Public Works

Title

Title

Title

Date

Date

Date



## Board of Public Works Staff Report

---

**Project/Event:** Approve LPA-Consulting Contract with Butler, Fairman & Seufert, Inc. for Preliminary Engineering Services for the Dunn Street Multiuse Path Project

**Petitioner/Representative:** Engineering Department

**Staff Representative:** Neil Kopper, Senior Project Engineer

**Date:** 3/25/2025

---

**Report:** *Note that this contract approval replaces a previous version in order to comply with federal funding requirements.* This project will begin with a conceptual scoping exercise, but is expected to construct a multiuse path on North Dunn Street from the SR45/46 Bypass to Clover Lane. The project is programmed in the Metropolitan Planning Organization's Transportation Improvement Program to use up to \$1,551,100 of federal funding for construction.

BF&S was selected to perform design services for this project based on their response to a project-specific request for information. This contract is set at a not-to-exceed amount of \$659,417.00. Construction of this project is anticipated in 2028.

---

<u>Project Approvals Timeline</u>		
<u>Approval Type</u>	<u>Status</u>	<u>Date</u>
Funding Approval	N/A	N/A
<b>Design Services Contract</b>	<b>Current Item</b>	<b>3/25/2025</b>
ROW Services Contract	Future	TBD
Public Need Resolution	Future	TBD
Construction Inspection Contract	Future	TBD
Construction Contract	N/A - INDOT	TBD




## CONTRACT COVER MEMORANDUM

**TO:** Office of the Mayor  
**FROM:** Engineering Department  
**DATE:** 3/20/2025  
**RE:** Approval of LPA-Consulting Contract with Butler, Fairman & Seufert, Inc. for Preliminary Engineering Services for the Dunn Street Multiuse Path Project

<b>Contract Recipient/Vendor Name:</b>	Butler, Fairman & Seufert, Inc.
<b>Department Head Initials of Approval:</b>	Andrew Cíbor
<b>Responsible Department Staff:</b> <i>(Return signed copy to responsible staff)</i>	Neil Kopper
<b>Responsible Attorney:</b> <i>(Return signed copy to responsible attorney)</i>	Aleks Pratt
<b>Record Destruction Date:</b> <i>(Legal to fill in)</i>	2039
<b>Legal Department Internal Tracking #:</b> <i>(Legal to fill in)</i>	25-077
<b>Due Date For Signature:</b>	3/25/2025
<b>Expiration Date of Contract:</b>	Estimated 12/1/2028
<b>Renewal Date for Contract:</b>	N/A
<b>Total Dollar Amount of Contract:</b>	\$659,417.00
<b>Funding Source:</b>	4665-18-180000-54510
<b>W9/EFT Complete:</b> <i>(Staff Member of Responsible Dept. to fill in)</i>	Yes
<b>Affirmative Action Plan Complete (if applicable):</b> <i>(Staff Member of Responsible Dept. to fill in)</i>	Yes
<b>Procurement Summary Complete:</b> <i>(Staff Member of Responsible Dept. to fill in)</i>	Yes

**Summary of Contract:** *Note that this contract approval replaces a previous version in order to comply with federal funding requirements.* This project will begin with a conceptual scoping exercise, but is expected to construct a multiuse path on North Dunn Street from the SR45/46 Bypass to Clover Lane. The project is programmed in the Metropolitan Planning Organization's Transportation Improvement Program to use up to \$1,551,100 of federal funding for construction. BF&S was selected to perform design services for this project based on their response to a request for proposals. This contract is set at a not-to-exceed amount of \$659,417.00. Construction of this project is anticipated in 2028.



**City of Bloomington  
Human Rights Commission**

TO: Butler, Fairman, and Seufert, Inc.

EXPIRATION: 5/25/2025

Dear Board Members:

I have reviewed the affirmative action plan for Butler, Fairman, and Seufert, Inc., which is on file with the City Legal Department. I find the plan acceptable under the City of Bloomington Human Rights Ordinance and under the Contract Compliance Regulations. I will retain a copy of the plan in my files.

Sincerely,

*Audrey Brittingham*  
Audrey Brittingham  
Assistant City Attorney

Cc: File  
Bidder

DUNN STREET MULTI-USE PATH  
DESIGN SERVICES AGREEMENT  
SUPPLEMENTAL INFORMATION  
PACKET

BUTLER, FAIRMAN AND SEUFERT  
PREQUALIFICATION LETTER





# INDIANA DEPARTMENT OF TRANSPORTATION

100 North Senate Avenue  
Room N758-PQ  
Indianapolis, Indiana 46204

PHONE: (855) 463-6848

**Eric Holcomb, Governor**  
**Michael Smith, Commissioner**

April 1, 2020

Prequalification Section  
317-232-5000

John Rand  
Hellerair and Sefton  
50 Westfield Blvd Suite 300  
Indianapolis IN 46204

Re: Consultant Prequalification

Dear John Rand:

The Consultant Prequalification Financial Qualification submitted on 3/12/2020 has been received. This office for firm has been requalified to provide consulting services to the Indiana Department of Transportation (INDOT) in the work groups listed on the attached Work Group Certification effective 04/15/2020. This approval supersedes any previous approval for prequalification. It is subject to revision or modification in accordance with the most current edition of the INDOT Consultant Prequalification Manual. Financial approval will expire on 03/30/2025. Core General/Technical approval will expire on 03/30/2025.

Core firm is annual contracting capacity for the CP credit level is \$3,210,350,000 for the fiscal period that ended on 3/30/2023. Core firm was approved for this financial level as notified separately to the Internal Audit Section. The requested and approved financial level determines the firm's service limitations as stated in the INDOT Consultant Prequalification Manual. Consultant firms must submit their annual financial application within 10 calendar days of the end of each fiscal year.

Firms are required to submit a modification application in the event of any changes in firm ownership, firm address, form of business entity under which the firm operates, and/or other significant enough to affect the firm's qualifications or capacity for operations of laboratories, facilities, or financial status such as filing for bankruptcy or another change which affects an element INDOT considers when requalifying a consultant. The Consultant must notify INDOT within 15 days of any change in the information provided in its Prequalification application and submit a modification application in a timely manner. Failure to submit a modification application within 15 days after the initial notification will result in the loss of the Consultant's Prequalification Status.

Please contact Mr. John Deering, Consultant Prequalification Research Analyst at 317-232-5017 if you have any questions on this matter.

Respectfully,

John Deering  
Prequalification Research Analyst

cc: Prequalification File  
Internal Audit

[indot.gov](http://indot.gov)

**An Equal Opportunity Employer**

**Prequalified Work Type Certification**  
Issued By  
**Indiana Department of Transportation**

Date Printed: 07/17/2021

**Butler Fairman and Seibert Inc**

**Valid Work Groups**

**Effective:** 07/17/2021

**Expires on:** 07/30/2025

Work Type Code	Work Type Description	Qualifying Person(s)
22	Traffic Corecasting	William Trov
31	Conduct Traffic Capacity and Operations Analysis	William Trov
32	Conduct Traffic Capacity and Operations Analysis	William Trov
41	Traffic Safety Analysis	William Trov
51	Environmental Document Preparation /S	Benjamin Deal
52	Environmental Document Preparation C	Benjamin Deal
53	Environmental Document Preparation Section 1	Benjamin Deal
54	Ecological Services	Benjamin Deal
55	Wetland Mitigation	Benjamin Deal
56	Waterway Permits	Benjamin Deal
510	Historical/Architectural Investigations	Uglio Licet
513	GIS Screening and Phase 1S	Benjamin Deal
61	Topographic Survey Data Collection	Joseph Eugene Deal Earl Ar
61	Conduct Roadway Design	Heath Christopher
62	Conduct Roadway Design	Saas Daniel Heath Christopher

www.in.gov/dot/

**An Equal Opportunity Employer**

Work Type Code	Work Type Description	Qualifying Person(s)
03	00000000 Design	000000000000000000
01	00000000 Design	000000000000000000 000000000000000000
02	00000000 Design	000000000000000000 000000000000000000
101	Traffic Signal Design	000000000000000000
102	Traffic Signal System Design	000000000000000000
103	000000000000000000 Design	000000000000000000
100	00000000 Design	000000000000000000
111	000000000000000000	000000000000000000 000000000000000000
121	000000000000000000	000000000000000000
122	Title Research	000000000000000000
123	000000000000000000	000000000000000000
120	000000000000000000	000000000000000000
125	000000000000000000	000000000000000000
120	000000000000000000	000000000000000000
127	Closing	000000000000000000
131	Construction Inspection	000000000000000000 000000000000000000

Work Type Code	Work Type Description	Qualifying Person(s)
101	Regular Bridge Inspection	Olson, Jonathan D
102	Complete Bridge Inspection	Olson, Jonathan D
103	Small Structure and Miscellaneous Structure Inspections	O'Brien, Chris Olson, Jonathan D
105	Bridge Load Capacity Rating & Other Bridge Analysis/Testing	Olson, Jonathan D
106	Traffic Coordination	Intertek, Inc.
171	Drainage Design for Ditch & Permits	Langille, Andrea
172	Small Structure and Pipe Culvert Design	Langille, Andrea
173	Storm Sewer and Detention Design	Langille, Andrea
174	Bridge Culvert Design	O'Brien, Chris Brightman

Prequalification File

  
\_\_\_\_\_

John Deering  
Prequalification Research Analyst

BUTLER, FAIRMAN AND SEUFERT  
AUDITED OVERHEAD LETTER



# INDIANA DEPARTMENT OF TRANSPORTATION

100 North Senate Avenue  
Room N749  
Indianapolis, Indiana 46204

**Eric Holcomb, Governor**  
**Michael Smith, Commissioner**

External Audit <http://www.in.gov/indot/2846.htm>  
Division of Economics, External Audit, and Performance Metrics

April 19, 2024

Re: Report on Review of Financial Prequalification submission **24-15-106**  
For Fiscal Year Ending: September 30, 2023

Butler, Fairman & Seufert, Inc.  
Michael Eichenauer, Executive Vice President  
8450 Westfield Blvd.  
Indianapolis, IN 46240

Dear Mr. Eichenauer:

External Audit has reviewed the Financial Prequalification submittal by Butler, Fairman & Seufert, Inc. for the fiscal year ending September 30, 2023. This notice is to report the results of the financial review. For further information regarding the overall Prequalification status of your firm, including technical requirements, please contact the Prequalification Section directly.

We reviewed an Indirect Cost Schedule and associated required documents for Financial Prequalification submitted for the CPA Audited Level as application #58219.

Per the Mayer Hoffman McCann P. C. report, the Indirect Cost Schedule was audited in accordance with generally accepted government auditing standards issued by the Comptroller General of the United States and 48 CFR Part 31, with an audited indirect cost rate of 189.21%, facilities capital cost of money rate of 0.99% and expressed the opinion that these rates present fairly, in all material respects, the direct labor, fringe benefits, and general overhead of Butler, Fairman & Seufert, Inc. for the period ending September 30, 2023

Indiana Department of Transportation (INDOT) accepts the use of these rates for invoicing of services provided during the firm's fiscal period covered by this report, for contracts with or administered through the agency. Acceptance of these rates for this use does not constitute "establishment of a rate by a cognizant agency" for the purpose of applying the regulations published in Title 23 CFR Sect. 172.7. INDOT also accepts the use of these rates as provisional rates for estimating, negotiating, and billing current contracts with or administered through the agency. This provisional rate acceptance expires March 30, 2025. Costs billed to contracts with federal participation are subject to audit for compliance with the cost principles contained in 48 CFR Part 31. With the financial prequalification accepted at the CPA Audited Level, this firm is not restricted to total annual billings of less than \$250,000.00 for a contract or contracts with or administered through INDOT.

Total wages and salaries (not including bonuses, profit share, company retirement contributions, or other unallowable forms of indirect compensation) were submitted as \$10,740,723 Direct and \$8,364,454 Indirect, for a total of \$19,105,177.



## INDIANA DEPARTMENT OF TRANSPORTATION

100 North Senate Avenue  
Room N749  
Indianapolis, Indiana 46204

**Eric Holcomb, Governor**  
**Michael Smith, Commissioner**

The audited financial submission for this firm documents the separation of direct and unallowable indirect vehicle operating cost, from allowable indirect vehicle operating costs. This firm may bill and be reimbursed for direct miles billed for contracted services in accordance with State statute and policy.

Issues concerning the financial data submitted to the Agency and the allowable indirect cost rates accepted by External Audit are subject to the following procedures. All CPA workpapers used as the basis to establish an audited overhead rate must be made available to INDOT for review at a location of mutual agreement, as determined by INDOT and the consultant firm. The consultant firm named above is solely responsible for all costs billed by the firm's Independent CPA related to the review of the auditor's work papers by the agency. INDOT and American Council of Engineering Companies agreed to the implementation of a Dispute Resolution Procedure effective January 1, 2008. Firms wishing to dispute the indirect cost rates allowed by the agency may request a meeting with Natalya Clark, Manager of External Audit, ([NClark@INDOT.IN.GOV](mailto:NClark@INDOT.IN.GOV)).

This letter is for internal use only and shall not be used for any other purpose. Occasionally, INDOT receives requests from other state transportation agencies to share the financial data for firms providing financial prequalification submissions to our agency, and we may respond to those requests. Firms offering "engineering and design services", as defined under 23 USC 112(b) (2) (A), who have submitted financial data for Prequalification with INDOT will receive a notification from External Audit summarizing any such data provided and identifying the agency and contact person receiving the information.

If you have any questions or concerns regarding your financial submission or the allowable indirect cost rate for your firm, you may contact External Audit directly.

Sincerely,

*Penny Royer-Pitcock*

Penny Royer-Pitcock, Auditor

Phone: 317-232-0112

[PRoyerPitcock@indot.in.gov](mailto:PRoyerPitcock@indot.in.gov)

cc: John Brand, President, Butler, Fairman & Seufert, Inc.  
Natalya Clark, Manager of External Audit, INDOT  
Matthew Sutton, Prequalification Engineer, INDOT  
John Leming, Consultant Prequalification Analyst, INDOT

# INDOT PROFIT MATRIX WORKSHEET



**INDOT Consultant Contracts  
Profit Calculation Worksheet**

12/13/10

<u>Additives</u>	<u>% Add On</u>	<u>Select</u>	<u>Base =</u> 7.00%
Complexity			
Low	0.0		
Low/Mid	0.5		
Mid	1.0		
Mid/High	1.5		
High	2.0		1.50%
Cost			
>\$10,000,000	0.0		
>\$2,000,000 & <=\$10,000,000	0.5		
>\$500,000 & <=\$2,000,000	1.0		
<=\$500,000	1.5		0.50%
Duration			
<3 years	0.0		
>=3 years & <5 years	0.3		
>=5 years	0.7		0.30%
Overhead			
>190%	0.0		
>180% & <=190%	0.7		
>160% & <=180%	1.4		
>120% & <=160%	2.1		
<=120%	2.8		0.70%
		Calculated Total	10.00%
Minimum Possible Rate 7.0%			
Maximum Possible Rate 14.0%			

BUTLER FAIRMAN AND SEUFERT  
AUDITED RAW LABOR RATES

**Escalated Billing Rate Calculation (Short Version)**  
**BUTLER, FAIRMAN AND SEUFERT, INC.**  
**REGULAR BILLING RATES**

**Audited  
Wage  
Rates**

**2025**

Annual Increase Avg. →→→→→

**Classification**

E-V	Engineer V (Principal Engineer)	81.84
	Overtime	
E-IV	Engineer IV	70.77
	Overtime	
E-III	Engineer III	61.80
	Overtime	
E-II	Engineer II	47.00
	Overtime	
E-I	Engineer I	35.56
	Overtime	
EA-III	Engineer's Assistant III	61.30
	Overtime	
EA-II	Engineer's Assistant II	53.93
	Overtime	
EA-I	Engineer's Assistant I	33.23
	Overtime	
FP-V	Field Personnel V	79.33
	Overtime	
FP-IV	Field Personnel IV	59.22
	Overtime	
FP-III	Field Personnel III	45.48
	Overtime	
FP-II	Field Personnel II	38.15
	Overtime	
FP-I	Field Personnel I	29.67
	Overtime	
SP-I	Support Personnel I	22.92
	Overtime	
C-II	Clerical II	48.93
	Overtime	
C-I	Clerical I	29.04
	Overtime	
P-III	Planner III	49.55
	Overtime	
P-II	Planner II	37.87
	Overtime	
P-I	Planner I	32.31
	Overtime	
EI-I	Engineer Intern I	22.83
	Overtime	

# MANHOUR FEE JUSTIFICATION SHEETS

MAN-HOUR JUSTIFICATION  
CONCEPTUAL ANALYSIS  
DUNN STREET TRAIL

DESCRIPTION	MAN-HOURS BY CLASSIFICATION					
	E-IV	E-III	E-II	E-I	EA-III	EA-II
Obtain GIS Linework and Aerial Data					1	
Obtain GIS Contours and Create Existing Surface					1	3
Develop Conceptual Linework for 2 Options		3	8		2	12
Develop Conceptual Figures		1			1	10
Develop Right-of-Way Impact Matrix		2				
Develop Conceptual Cost Estimates		1	8			
Develop Assessment Report		21				
Review and Revisions		2	2		1	1
	0	30	18	0	6	26
	\$70.77	\$61.80	\$47.00	\$35.56	\$61.30	\$53.93
	\$0.00	\$1,854.00	\$846.00	\$0.00	\$367.80	\$1,402.18
<b>Total Direct Labor</b>	\$4,469.98					
<b>Overhead at 1.8921</b>	\$8,457.65					
<b>Total Direct Labor and Overhead</b>	\$12,927.63					
<b>Profit 10.00%</b>	\$1,292.76					
<b>Cost of Capitol 0.99%</b>	\$44.25					
<b>TOTAL LABOR COSTS</b>	\$14,264.64					
<b>EXPENSES (Application Fee)</b>	\$0.00					
<b>TOTAL</b>	\$14,264.64					
<b>USE</b>	<b>\$14,200</b>					

# Fee Summary



**Project:** Bloomington Dunn Street Multi-Use Path

**Client:** Butler Fairman & Seufert

**DES. No.:**

**2400042**

**Contract No.:** N/A

Task	Fee Type	Proposed Fee
6.1 Topographic Survey	Lump Sum	\$48,000.00
6.3 Location Control Route Survey	Lump Sum	\$7,100.00
<b>Total Proposed Fee</b>		<b>\$55,100.00</b>

## 6.1 Topographic Survey



**Project:** Bloomington Dunn Street Multi-Use Path

**Client:** Butler Fairman & Seufert

**Des. No.:** 2400042

**Contract No.:** N/A

**BY:** DGK

**Date:** 3/17/2025

DESCRIPTION	STAFF HOURS BY CLASSIFICATION					Total Hours	Total Fee/Task
	Professional Surveyor	Survey Project Manager	Survey Party Chief	Survey Technician	Survey CAD Technician		
Preparation and Initial Research	4	8				12	\$2,227.24
Send Survey Notices		2				2	\$312.00
Request Utility Locations		2				2	\$312.00
Locate Monuments		12	12	12		36	\$4,240.44
GPS Horizontal Control			12	12		24	\$2,368.44
Project Horizontal Control			4	4		8	\$789.48
Run Level Circuit			4	4		8	\$789.48
Topographic Survey			40	40		80	\$7,894.80
Detail Structures						0	\$0.00
Sewer Structure Details			8	8		16	\$1,578.96
Download & Draft Topography					64	64	\$6,714.88
Determine Alignment Location	2	4				6	\$1,113.62
Determine Boundaries	6	18				24	\$4,276.86
Set & Reference Alignment		2	4	4		10	\$1,101.48
Complete Field Book Information	2	4			8	14	\$1,952.98
QC/QA	4					4	\$979.24
Travel Time			16	16		32	\$3,157.92
Supervision	8	16				24	\$4,454.48
<b>TOTAL</b>	<b>26</b>	<b>68</b>	<b>100</b>	<b>100</b>	<b>72</b>	<b>366</b>	<b>\$ 44,264.30</b>
Average Rate (2025)	\$244.81	\$156.00	\$110.24	\$87.13	\$104.92		
<b>TOTAL LABOR COST</b>	<b>\$6,365.06</b>	<b>\$10,608.00</b>	<b>\$11,024.00</b>	<b>\$8,713.00</b>	<b>\$7,554.24</b>		<b>\$44,264.30</b>
<b>DIRECT EXPENSES</b>							
Mileage	4	Trips x	240	Mi/Trip x	\$0.40	per Mi	\$384.00
Lodging	2	Persons x	8	Days x	\$110.00	per Day	\$1,760.00
Per Diem	2	Persons x	10	Days x	\$41.00	per Day	\$820.00
Copies	125	Copies x	\$1.00	per Copy			\$125.00
Deed Research	25	Deeds x	\$25.00	per Deed			\$625.00
Recorded LCRSP							\$0.00
<b>TOTAL DIRECT EXPENSES</b>							<b>\$3,714.00</b>
<b>TOTAL FEE</b>							<b>\$47,978.30</b>
<b>PROPOSED LUMP SUM FEE</b>							<b>\$48,000.00</b>

## 6.3 Location Control Route Survey



**Project:** Bloomington Dunn Street Multi-Use Path

**Client:** Butler Fairman & Seufert

**Des. No.:** 2400042

**Contract No.:** N/A

**BY:** DGK

**Date:** 3/17/2025

DESCRIPTION	STAFF HOURS BY CLASSIFICATION					Total Hours	Total Fee/Task
	Professional Surveyor	Survey Project Manager	Survey Party Chief	Survey Technician	Survey CAD Technician		
Preparation and Initial Research						0	\$0.00
Send Survey Notices						0	\$0.00
Request Utility Locations						0	\$0.00
Locate Monuments						0	\$0.00
GPS Horizontal Control						0	\$0.00
Project Horizontal Control						0	\$0.00
Run Level Circuit						0	\$0.00
Topographic Survey						0	\$0.00
Detail Structures						0	\$0.00
Sewer Structure Details						0	\$0.00
Download & Draft Topography						0	\$0.00
Determine Alignment Location						0	\$0.00
Determine Boundaries						0	\$0.00
Set & Reference Alignment						0	\$0.00
Complete Field Book Information						0	\$0.00
Prepare Location Control Route Survey	4	8			40	52	\$6,424.04
Travel Time						0	\$0.00
QC/QA	2					2	\$489.62
Supervision						0	\$0.00
<b>TOTAL</b>	<b>6</b>	<b>8</b>	<b>0</b>	<b>0</b>	<b>40</b>	<b>54</b>	<b>\$ 6,913.66</b>
Average Rate (2025)	\$244.81	\$156.00	\$110.24	\$87.13	\$104.92		
<b>TOTAL LABOR COST</b>	<b>\$1,468.86</b>	<b>\$1,248.00</b>	<b>\$0.00</b>	<b>\$0.00</b>	<b>\$4,196.80</b>		<b>\$6,913.66</b>
<b>DIRECT EXPENSES</b>							
Mileage	0	Trips x	240	Mi/Trip x	\$0.40	per Mi	\$0.00
Lodging	0	Persons x	7	Days x	\$110.00	per Day	\$0.00
Per Diem	0	Persons x	9	Days x	\$41.00	per Day	\$0.00
Copies	0	Copies x	\$1.00	per Copy			\$0.00
Deed Research	0	Deeds x	\$25.00	per Deed			\$0.00
Recorded LCRSP							\$100.00
<b>TOTAL DIRECT EXPENSES</b>							<b>\$100.00</b>
<b>TOTAL FEE</b>							<b>\$7,013.66</b>
<b>PROPOSED LUMP SUM</b>							<b>\$7,100.00</b>



MAN-HOUR JUSTIFICATION  
TRAIL DESIGN FEE  
DUNN STREET TRAIL

8/24/22

DESCRIPTION	MAN-HOURS BY CLASSIFICATION					
	E-IV	E-III	E-II	E-I	EA-III	EA-II
Design Coordination	2	12				
Prepare Preliminary Typical Cross Sections		6				12
Prepare Preliminary Plan and Profile		8		24	40	120
Establish Grade Controls		2				6
Design Preliminary Grade and Geometrics		12		8		40
Level One Checklist and Design Computations		14				
Prepare Preliminary Cross Sections		2			4	60
Preliminary Estimate		4	12			
STAGE 1 PLAN SUBMITTAL			6			
Design Coordination	2	14				
Prepare Preliminary Plat No. 1					2	16
Preliminary Intersection and Drive Details		1			2	20
Establish Construction Limits and Proposed Right-of-Way		1				12
Revise Plan and Profile Sheets		4			12	60
Preliminary Signage		1				12
Preliminary Pavement Markings		1				8
Miscellaneous Details		1	2		2	20
Preliminary MOT		8	12			40
Detail Cross Sections		1			2	24
Level 1 Check List and Design Computations		4	8	12		
Preliminary Estimate Update		1		8		
QC/QA	2	12				
PRELIMINARY FIELD CHECK MEETING		8	8			
Design Coordination	2	14				
Final Plan and Profile Sheets		4	8		16	100
Temporary Erosion Control Plan		2			4	50
Final Pavement Markings		2		4		16
Finalize Approach Table		1	4			8
Final Intersection Details		1	4		12	
Complete Misc. Data Tables		1	4		12	
Finalize Cross Sections		2			8	60
Final Miscellaneous Details		2	1		2	12
Review Utility Relocation Plans with Utility Coordinator		6				
Final Quantity Calculations		2		12		
Prepare Special Provisions		1	16			
Final Construction Cost Estimate		1		8		
QC/QA	2	12				
STAGE 3 REVIEW SUBMISSION SUBMITTAL			6			
Design Coordination	1	8				
Revise Plans per Final Check Print Review		8		12		60
Revise Plans per Right-of-Way Requests		12			8	60
Special Provision Menu		2		2		
Forms for Submittal		4	8			
QC/QA	2	8				
FINAL TRACINGS SUBMITTAL			6			
	13	210	105	90	126	816
	\$70.77	\$61.80	\$47.00	\$35.56	\$61.30	\$53.93
	\$920.01	\$12,978.00	\$4,935.00	\$3,200.40	\$7,723.80	\$44,006.88
Total Direct Labor	\$73,764.09					
Overhead at 1.8921	\$139,569.03					
Total Direct Labor and Overhead	\$213,333.12					
Profit 10.0%	\$21,333.31					
Cost of Capitol 0.99%	\$730.26					
TOTAL LABOR COSTS	\$235,396.70					
DIRECT EXPENSE: 20 trips @ 160 mi. * 0.49	\$1,568.00					
TOTAL	\$236,964.70					
USE	\$237,000					

MAN-HOUR JUSTIFICATION  
Bloomington Dunn St Drainage

DESCRIPTION					
	E-IV	E-II	E-I		
<b>Administration</b> <b>Hours</b> 10					
Kick Off Meeting & Prep		2	2		
Design Progress Meetings & Prep (1 meetings)	2	2	2		
<b>Drainage Design</b> 201					
Hydraulic Modeling		10	120		
Report		5	40		
QCQA	5	5			
Inlet Spacing Calculations			16		
<b>Stormwater Quality</b> 31	2	5	20		
Structural BMP Design	2	2			
QCQA					
<b>Construction Observation - Water Resources</b> 14					
Shop Drawing Review	1	4	2		
Answering Contractor and Inspector Questions	1	4	2		
Total Hours	13	39	204		
Raw Rates	70.77	47	35.56		
Factored	\$920.01	\$1,833.00	\$7,254.24		
Total Direct Labor	\$10,007.25				
Overhead at 1.8921	\$18,934.72				
Total Direct Labor and Overhead	\$28,941.97				
Profit (10%)	\$ 2,894.20				
Cost of Capital (0.99%)	\$ 99.07				
<b>TOTAL LABOR COST</b>	<b>\$ 31,935.24</b>				
<b>USE</b>	<b>\$ 32,000.00</b>				

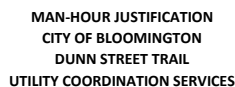
MAN-HOUR JUSTIFICATION  
RETAINING WALL DESIGN FEE  
DUNN STREET TRAIL

8/24/22

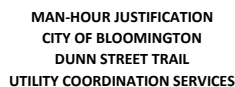
DESCRIPTION	MAN-HOURS BY CLASSIFICATION					
	E-IV	E-III	E-II	E-I	EA-III	EA-II
Determine Wall Locations and Limits		2				
Select Wall Type		2				
Preliminary Wall Details		2			12	24
Final Wall Details		2			4	12
Wall Quantities and Cost Estimate			4			
QA/QC	2	2				
	2	10	4	0	16	36
	\$70.77	\$61.80	\$47.00	\$35.56	\$61.30	\$53.93
	\$141.54	\$618.00	\$188.00	\$0.00	\$980.80	\$1,941.48
<b>Total Direct Labor</b>	\$3,869.82					
Overhead at 1.8921	\$7,322.09					
<b>Total Direct Labor and Overhead</b>	\$11,191.91					
Profit 10.0%	\$1,119.19					
Cost of Capital 0.99%	\$38.31					
<b>TOTAL LABOR COSTS</b>	\$12,349.41					
<b>DIRECT EXPENSE</b>	\$0.00					
<b>TOTAL</b>	\$12,349.41					
<b>USE</b>	<b>\$12,500</b>					

MAN-HOUR JUSTIFICATION  
PROJECT ADMINISTRATION  
DUNN STREET TRAIL

DESCRIPTION	MAN-HOURS BY CLASSIFICATION					
	E-IV	E-III	E-II	E-I	EA-III	EA-II
Meetings with City, INDOT, and Other Stakeholders	1	30				
Status Reports		20				
Budget Administration and Billings		14				
Subconsultant Coordination		16				
	1	80	0	0	0	0
	\$70.77	\$61.80	\$47.00	\$35.56	\$61.30	\$53.93
	\$70.77	\$4,944.00	\$0.00	\$0.00	\$0.00	\$0.00
<b>Total Direct Labor</b>	\$5,014.77					
<b>Overhead at 18921</b>	\$9,488.45					
<b>Total Direct Labor and Overhead</b>	\$14,503.22					
<b>Profit 10.00%</b>	\$1,450.32					
<b>Cost of Capitol 0.99%</b>	\$49.65					
<b>TOTAL LABOR COSTS</b>	\$16,003.18					
<b>EXPENSES</b>	\$0.00					
<b>TOTAL</b>	\$16,003.18					
<b>USE</b>	<b>\$16,000</b>					



DESCRIPTION:	Year	Hours	MAN-HOURS BY CLASSIFICATION										LABOR COSTS PER TASK
			E-V	E-IV	E-III	E-II	E-I	EA-III	EA-II	EA-I	FP-IV	FP-II	
UTILITY COORDINATION													
Administration													
Utility Coordination Project Management	2027			2									\$488.51
Project meetings and monthly reports	2027					6							\$973.45
811 Tickets for Survey													
Coordinate with survey department on timing	2025					1							\$149.99
Submit Indiana 811 locate tickets for project limits	2025					1							\$149.99
Monitor 811 responses through phone, email, and online system	2025					4							\$599.95
Escalate non-responders to utility coord. Contacts if needed	2025					2							\$299.97
Initial Notices and Utility Research													
Perform a 811 design ticket and contact utilities	2025					1							\$149.99
Perform area research, confirm contact information, etc.	2025					1							\$149.99
Prepare, send, verify and receive initial notice letters	2025					6							\$899.92
Follow-up with non-responders and obtain utility easements	2025					4							\$599.95
Verification Phase													
Prepare, send (w/plans) and verify receipt of letter	2025					2							\$299.97
Review verification responses	2025					4							\$599.95
Update topo with reviewed verification response information	2025							2					\$344.20
Coordination additional field locates needed for missing utilities	2025					2							\$299.97
Conflict Analysis													
Prepare, send (w/plans) and verify receipt of letter	2026					2							\$311.97
Review conflict responses with PM	2026					6							\$935.92
Coordinate potential design changes with utilities	2026					1							\$155.99
Constructability Review	2026			1									\$234.87
Field Check & Utility Coordination Meetings													
Set up and notify utilities of meeting	2026					1							\$155.99
Attend Meetings and site visits with utilities	2026					10							\$1,559.86
Coordinate potential design changes with utilities & PM	2026					4							\$623.95
Work Plan Request, Coordination, and Approval													
Send letter requesting work plan and verify receipt	2026					2							\$311.97
Follow-up emails, calls, etc. to receive work plans	2026					8							\$1,247.89
Review work plans and coordinate updates	2026			1		4							\$858.82
Review relocation drawings and coordinate for compatability	2026			1		4							\$858.82
CAD file preparation for send-out to utilities	2026							2					\$357.99
Draft and send approved work plan notices	2027					4							\$648.96
Tracings Documents, Notice to Proceeds, Agreements													
Prepare utility coordination certification	2027					1							\$162.24
Prepare no involvement railroad coord. Certification	2027					2							\$324.48
Prepare and update Utility Relocation Gantt Chart	2027					4							\$648.96
Prepare utility compilation relocation PDFs	2027					6							\$973.45
Prepare utility special provision	2027			1		4							\$893.22
Prepare, Route, Coordinate License or Agreement approvals	2027			4		4							\$1,625.99
SUE COORDINATION & SURVEY													
Prepare SUE Plans	2026			1		4							\$858.82
Coordinate SUE plans with provider	2026			1		4							\$858.82
Part time field oversight during provider work	2026					10							\$1,559.86
Survey pickup of SUE work performed	2026										10	10	\$2,251.08
Process of SUE pickup data	2026												\$751.08
Review SUE results and discuss with PM	2026			1		4			2		2		\$858.82
Incorporate SUE information into project deliverables	2026					2							\$311.97
UTILITY COORDINATION CONSTRUCTION PHASE													
Prepare for and attend Pre-Construction meeting	2028					6							\$1,012.32
Prepare and send out notice to proceeds	2027					4							\$648.96
Coordinate completion of dependency items (staking, clearing, etc.)	2027					2							\$324.48
Send letters & communication follow-up during utility progress	2027					12							\$1,946.89
Complete final site visit to confirm utility relocation appear correct	2027					6							\$973.45
Notify relevant parties when utility relocations are complete	2027					2							\$324.48
Attend field meetings and construction meetings	2028			2		4							\$1,182.92
Assist to resolve unforeseen utility problems	2028			1		2							\$591.46



DESCRIPTION:				MAN-HOURS BY CLASSIFICATION										LABOR COSTS PER TASK
				E-V	E-IV	E-III	E-II	E-I	EA-III	EA-II	EA-I	FP-IV	FP-II	



MAN-HOUR JUSTIFICATION  
DUNN STREET TRAIL  
ENVIRONMENTAL DOCUMENT

DESCRIPTION	MAN-HOURS BY CLASSIFICATION									LABOR COSTS PER TASK
	E-V	E-IV	E-III	E-II	E-I	EA-II	P-III	P-II	P-I	
<b>Sheets Hours</b>										
Red Flag Investigation						4	2	15	40	\$6,941.74
Field Work								20		\$2,417.02
NEPA Agency Coordination								25		\$3,021.28
MPPA										
Env Document Preparation			4				12	80	10	\$13,385.53
Waters Report							15	5	40	\$7,100.44
Project Commitments								5		\$604.26
Section 4(f)								16		\$1,933.62
EJ Analysis								8		\$966.81
IPaC Coordination								8		\$966.81
Project Management								25		\$3,021.28
<b>TOTAL HOURS</b>	0	0	4	0	0	4	29	207	90	334
Direct Labor Rate	\$81.84	\$70.77	\$61.80	\$47.00	\$35.56	\$53.93	\$49.55	\$37.87	\$32.31	
Direct Labor	\$ -	\$ -	\$ 247.20	\$ -	\$ -	\$ 215.72	\$ 1,436.95	\$ 7,839.09	\$ 2,907.90	
<b>TOTAL DIRECT LABOR</b>	\$ 12,646.86									
Facilities Cost of Capital	0.99%	\$ 125.20								
Overhead at	1.8921	\$ 23,929.12								
<b>TOTAL DIRECT LABOR + OVERHEAD</b>		\$ 36,575.98								
Fixed Fee	10.0%	\$ 3,657.60								
<b>SUBTOTAL</b>		\$ 40,358.79								\$40,692.79
<b>Expenses</b>										
Mileage 110 mi @ \$0.49 /mi X 3 trips		\$ 161.70								
<b>Total Expenses</b>		\$ 161.70								
<b>TOTAL COST</b>		\$40,520.49								
<b>USE</b>		\$40,500.00								

**North Dunn Street Multiuse Path Project**  
**City of Bloomington, Indiana**  
**Section 106 Coordination**  
**Historic Tasks**  
**Scope prepared by Mary Kennedy, December 19, 2024**

**Option 1: MPPA with no Fieldwork (Desktop Review)**

1. Project Management
  - a. General coordination, billing, invoicing
2. Desktop Review
  - a. Literature review (SHAARD, online property record cards, online imagery)
  - b. Review of approximately 30 properties along project corridor from SR 45 to Clover Lane
    - i. Approximately 17 properties recorded as “contributing” in SHAARD on west side of road (dataset compiled in 2014)
    - ii. Approximately 12 properties on east side of road, majority of which have residences over 50 years of age
3. Minor Projects Programmatic Agreement Form
  - a. Prepare MPPA form
    - i. revisions based on BFS comments, if needed
    - ii. revisions based on INDOT comments, if needed
  - b. Prepare GIS files/maps
  - c. INDOT coordination (including emails & phone calls)
  - d. EXCLUSIONS:
    1. Reconnaissance level field survey
    2. Historic property report
    3. Recommendations of eligibility
    4. Section 106 Finding & Documentation
    5. Memorandum of Agreement
    6. Section 4(f) coordination/documentation

N/A

**Option 2: MPPA with Fieldwork**

1. Project Management
  - a. General coordination, billing, invoicing
2. Desktop Review
  - a. Literature review (SHAARD, online property record cards, online imagery)
  - b. Review of approximately 30 properties along project corridor from SR 45 to Clover Lane
    - i. Approximately 17 properties recorded as “contributing” in SHAARD on west side of road (dataset compiled in 2014)
    - ii. Approximately 12 properties on east side of road, majority of which have residences over 50 years of age
3. Minor Projects Programmatic Agreement Form
  - a. Prepare MPPA form
    - i. revisions based on BFS comments, if needed



- ii. revisions based on INDOT comments, if needed
  - b. Prepare GIS files/maps
  - c. INDOT coordination (including emails & phone calls)
- 4. Conduct windshield field survey and prepare simplified NRHP eligibility recommendation, if requested by INDOT-CRO (in conjunction with BFS field survey, if possible; BFS distribution of notice of entry letters prior to fieldwork assumed)
  - a. Literature review/fieldwork prep
  - b. Photography and data collection:
    - i. Approximately 17 properties recorded as “contributing” in SHAARD on west side of road (dataset compiled in 2014)
    - ii. Potential for historic district on west side of road – Matlock Heights neighborhood
    - iii. Approximately 12 properties on east side of road, majority of which have residences over 50 years of age
  - c. Prepare simplified NRHP eligibility recommendation memo
    - i. revisions based on BFS comments, if needed
    - ii. revisions based on INDOT comments, if needed
- 5. EXCLUSIONS:
  - a. Historic property report
  - b. Section 106 Finding & Documentation
  - c. Memorandum of Agreement
  - d. Section 4(f) coordination/documentation

### **Option 3: Full Section 106 Coordination**

- 1. Project Management
  - a. General coordination, billing, invoicing
- 2. Early Coordination Letter
  - a. Prepare ECL and consulting parties (CP) list
  - b. INDOT coordination/distribution of ECL (including emails & phone calls)
- 3. Conduct reconnaissance field survey (in conjunction with BFS field survey, if possible; BFS distribution of notice of entry letters prior to fieldwork assumed)
  - a. Literature review/fieldwork prep
  - b. Photography and data collection:
    - i. Approximately 17 properties recorded as “contributing” in SHAARD on west side of road (dataset compiled in 2014)
    - ii. Potential for historic district on west side of road – Matlock Heights neighborhood
    - iii. Approximately 12 properties on east side of road, majority of which have residences over 50 years of age
- 4. Historic Properties Report
  - a. Research
  - b. Prepare HPR with recommendations for NRHP eligibility
    - i. revisions based on BFS comments, if needed
    - ii. revisions based on INDOT comments, if needed

- c. INDOT review/coordination/distribution of HPR (including emails & phone calls)
- 5. Section 106 Finding & Documentation
  - a. Prepare Section 106 finding, 800.11 documentation forms & public notice
    - i. revisions based on BFS comments, if needed
    - ii. revisions based on INDOT comments, if needed
  - b. INDOT review/coordination/distribution of findings & documentation (including emails & phone calls)
  - c. BFS publication of public notice, if possible
  - d. No Historic Properties Affected finding or No Adverse Effect finding assumed
  - e. Programmatic finding for Section 4(f) assumed (historic 4(f) properties only)
- 6. EXCLUSIONS:
  - a. Adverse Effect Finding
  - b. Memorandum of Agreement
  - c. Individual Section 4(f) coordination/documentation

**Mead & Hunt, Inc.**  
**North Dunn Street Multiuse Path**  
**Section 106 Coordination**  
**City of Bloomington, Indiana**  
**Fee Estimate-MPPA with Fieldwork**

<div> <div>OPTION 2: Minor Projects PA Determination with Fieldwork</div> </div>		LABOR CLASSIFICATION						Subtotal Fees
		Senior Project Manager	Senior Historian	Historian II	Technical Editor/Administrative Assistant	GIS Specialist	Subtotal Hours	
Fully Loaded Hourly Rate		\$ 200.00	\$ 142.00	\$ 125.00	\$ 104.00	\$ 114.00		
Task 1: Project Management								
General coordination, billing, invoicing		12	12		4		28	\$ 4,520.00
Task 2: Literature Review								
Desktop review (SHAARD, online property record cards, online imagery)			8				8	\$ 1,136.00
Task 3: Minor Projects Programmatic Agreement Form								
Prepare MPPA form		1	4		4		9	\$ 1,184.00
Prepare GIS files/maps			2			8	10	\$ 1,196.00
INDOT coordination (including emails & phone calls)			4				4	\$ 568.00
Revisions (2 rounds: per BFS & INDOT comments)		1	2		2	1	6	\$ 806.00
Task 3: Windshield field survey & NRHP eligibility memo								
Literature review/fieldwork prep			4				4	\$ 568.00
Windshield Field Survey (includes drive time to/from project area)			8				8	\$ 1,136.00
Prepare/revise simplified NRHP eligibility recommendation memo		1	12		4	8	25	\$ 3,232.00
Revisions (2 rounds: per BFS & INDOT comments)		1	2		2	1	6	\$ 806.00
INDOT coordination (including emails & phone calls)			4				4	\$ 568.00
TOTALS		16	62	0	16	18	112	\$ 15,720.00
Expenses								
rental car & gas							\$ 150.00	
Other misc							\$ 50.00	
Subtotal Expenses							\$ 200.00	\$ 200.00
					TOTAL COST		\$ 15,920.00	

Mead & Hunt, Inc.  
North Dunn Street Multiuse Path  
Section 106 Coordination  
City of Bloomington, Indiana  
Fee Estimate-Full Section 106 Coordination

OPTION 3: Full Section 106 Coordination	LABOR CLASSIFICATION						Subtotal Fees
	Senior Project Manager	Senior Historian	Historian II	Technical Editor/Administrative Assistant	GIS Specialist	Subtotal Hours	
Fully Loaded Hourly Rate	\$ 200.00	\$ 142.00	\$ 125.00	\$ 104.00	\$ 114.00		
Task 1: Project Management							
General coordination, billing, invoicing	16	16		8		40	\$ 6,304.00
Task 2: Early Coordination Letter							
Prepare ECL and consulting parties (CP) list	2	4		2		8	\$ 1,176.00
INDOT coordination/distribution of ECL (including emails & phone calls)		4				4	\$ 568.00
Task 3: Research and Reconnaissance Field Survey							
Literature review/fieldwork prep		8				8	\$ 1,136.00
Field Survey (includes drive time to/from project area)		12				12	\$ 1,704.00
Task 3: Historic Properties Report							
Research		8	8			16	\$ 2,136.00
Prepare HPR with recommendations for NRHP eligibility	4	24	16	8		52	\$ 7,040.00
Revisions (2 rounds: per BFS & INDOT comments)	1	2	2	2		7	\$ 942.00
Prepare GIS files/maps		2			24	26	\$ 3,020.00
INDOT review/coordination/distribution of HPR (including emails & phone calls)		4				4	\$ 568.00
Task 4: Section 106 Finding & Documentation							
Prepare Section 106 finding, 800.11 documentation forms & public notice	2	6		4		12	\$ 1,668.00
Revisions (2 rounds: per BFS & INDOT comments)	1	2		2		5	\$ 692.00
INDOT coordination/distribution of findings & documentation (including emails & phone calls)		4				4	\$ 568.00
TOTALS	26	96	26	26	24	198	\$ 27,522.00
Expenses							
rental car & gas						\$ 150.00	
Other misc						\$ 50.00	
Subtotal Expenses						\$ 200.00	\$ 200.00
				TOTAL COST			\$ 27,722.00

# NS Services

## Environmental & Infrastructure

[www.nsenvservices.com](http://www.nsenvservices.com)

4974 S Cobblestone Drive  
Zionsville, Indiana 46077  
Ph: (317) 753-4758  
Fax: (317) 769-4718

January 2, 2025

Neal Bennett  
Butler, Fairman & Seufert, Inc.  
8450 Westfield Blvd., Suite 300  
Indianapolis, Indiana 46240-8302

Re: North Dunn Street Multiuse Path Project in Bloomington, Monroe County, Indiana

Dear Mr. Bennett,

Thank you for the opportunity to submit a proposal for the archaeological work on the above-referenced project. According to the information provided to me, the proposed trail will be approximately 0.66 mile long and an area measuring 50 feet from the road centerline will need to be examined. This results in a total project area of about 4.0 acres. For this proposal, it was assumed that all this area is relatively undisturbed, level, and has less than 30% ground surface visibility, which will require us to excavate shovel probes to complete our survey of this portion of the project. Per state guidelines, these shovel probes will be placed at 5-15 m (16.4-49.2 ft.) intervals within the project area and will be excavated to a diameter of 30 cm (11.8 in.) and a maximum depth of 50 cm (19.7 in.) below the ground surface. All soil removed from these probes will be examined for cultural material by screening it through ¼"-mesh hardware cloth. In addition, based on the location and environmental setting of the project, it was also assumed that no archaeological sites would be found during these investigations, which will allow us to utilize the Indiana Archaeology Short Report form to complete this project. Based on these assumptions, our costs to complete the archaeological investigations of the project area would be as follows.

**Phase Ia Archaeological Field Reconnaissance Lump Sum Total.....\$4,775.00**  
**(This quote expires 30 days after the proposal date unless this agreement is signed)**

All work conducted for this project will be completed per the Secretary of the Interior's *Standards and Guidelines for Archaeology and Historic Preservation* (48 FR 44716), the current *Guidebook for Indiana Historic Sites and Structures Inventory - Archaeological Sites* issued by the Indiana Department of Natural Resources, Division of Historic Preservation and Archaeology, the Indiana Department of Transportation's *Cultural Resources Manual*, and any recent amendments to the Indiana Historic Preservation Act (IC 14-21-1). A Principal Investigator meeting the standards set forth in 36 CFR 61 of the National Historic Preservation Act and 312-IAC-21 of the Indiana Administrative Code will conduct or directly supervise all fieldwork, laboratory analysis, and the preparation of the final report and recommendations.

If this proposal is acceptable, please sign and date it (or have the client sign and date it) in the space below and return it to me at [j.plunkett@nsenvservices.com](mailto:j.plunkett@nsenvservices.com). Receipt of this signed proposal

will be considered notice-to-proceed. As soon as the field conditions and weather permit, the fieldwork will be scheduled and should take our crew two (2) field days complete. Once the fieldwork has been completed, it is estimated that a final report of investigations could be delivered to you within an additional three (3) work weeks. We know that time is of the essence for this project, and we will strive to have a completed report delivered to you as soon as possible to allow for the maximum time for agency review.

Once again, thank you for the opportunity to provide you with this proposal. We look forward to working with you on this project. If you have any questions or need additional information, please feel free to contact me by email or phone at (317) 753-5581.

Sincerely,



Jeffrey A. Plunkett  
*Principal Investigator*

Proposal 25301/BF&S

This proposal is accepted on \_\_\_\_\_, 20\_\_\_\_.

By:

\_\_\_\_\_  
Signature

\_\_\_\_\_  
Name

\_\_\_\_\_  
Title



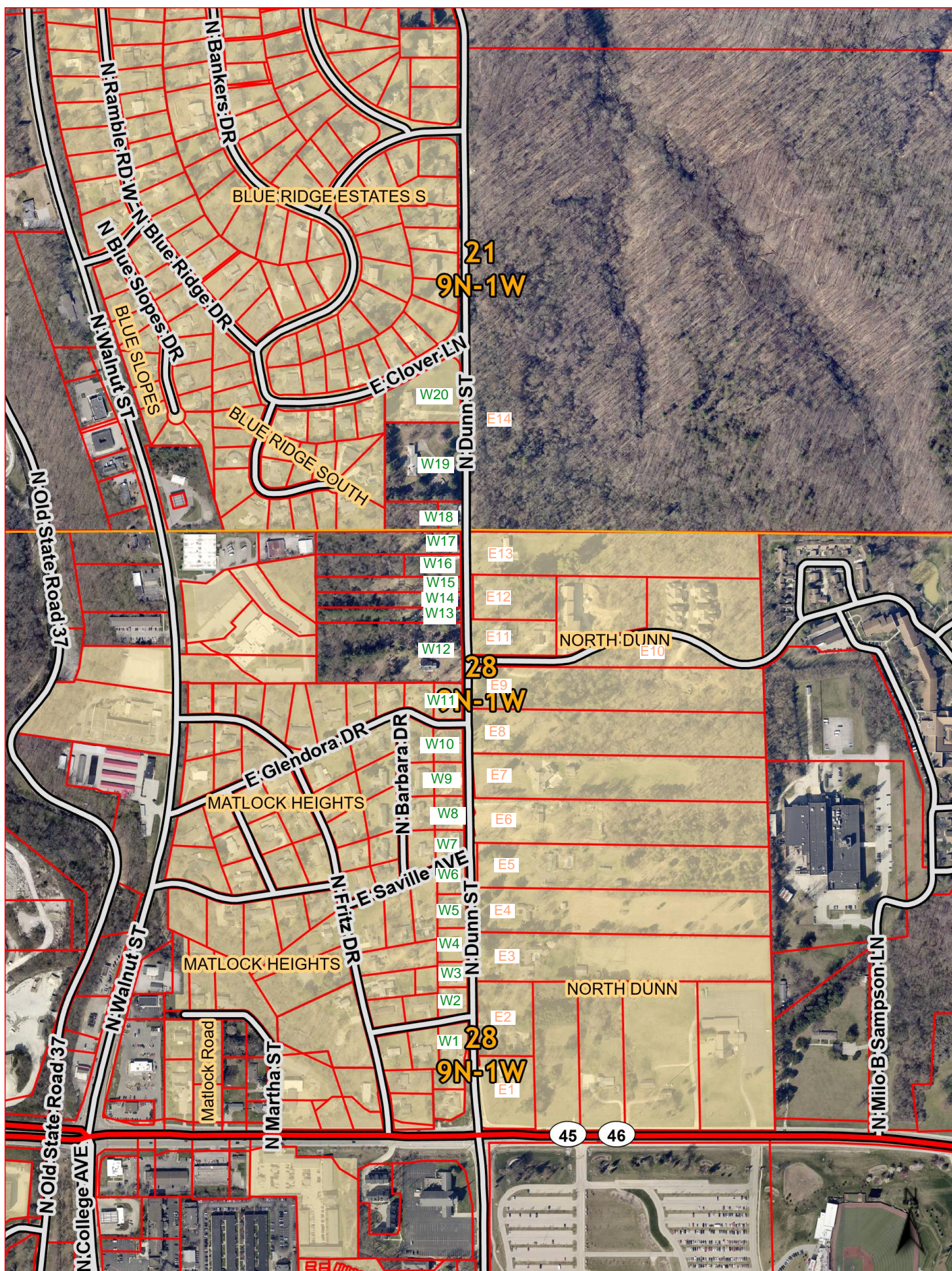
MAN-HOUR JUSTIFICATION  
DUNN STREET TRAIL  
WATERWAY PERMITS

DESCRIPTION	MAN-HOURS BY CLASSIFICATION									LABOR COSTS PER TASK
	E-V	E-IV	E-III	E-II	E-I	EA-II	P-III	P-II	P-I	
USACE 404							20			\$3,162.49
IDEM 401							20			\$3,162.49
								8		\$966.81
								25		\$3,021.28
<b>TOTAL HOURS</b>	0	0	0	0	0	0	40	33	0	73
Direct Labor Rate	\$81.84	\$70.77	\$61.80	\$47.00	\$35.56	\$53.93	\$49.55	\$37.87	\$32.31	
Direct Labor	\$ -	\$ -	\$ -	\$ -	\$ -	\$ -	\$ 1,982.00	\$ 1,249.71	\$ -	
<b>TOTAL DIRECT LABOR</b>	\$ 3,231.71									
Facilities Cost of Capital	0.99%	\$ 31.99								
Overhead at	1.8921	\$ 6,114.72								
<b>TOTAL DIRECT LABOR + OVERHEAD</b>		\$ 9,346.43								
Fixed Fee	10.0%	\$ 934.64								
<b>SUBTOTAL</b>		\$ 10,313.07								\$10,386.07
<b>Expenses</b>										
Mileage 110 mi @ \$0.49 /mi X 0		\$ -								
<b>Total Expenses</b>										
<b>TOTAL COST</b>		\$10,313.07								
<b>USE</b>		\$10,300.00								

MAN-HOUR JUSTIFICATION  
 EROSION CONTROL PERMIT (CSGP) FEE  
 DUNN STREET TRAIL

DESCRIPTION	MAN-HOURS BY CLASSIFICATION					
	E-IV	E-III	E-II	E-I	EA-III	EA-II
Prepare SWPP		2	24			
Submit SWPP to Review Agency and Revise as Necessary		2	7			
Prepare and Submit the Permit Application			12			
Administer the Public Notice			1			
	0	4	44	0	0	0
	\$70.77	\$61.80	\$47.00	\$35.56	\$61.30	\$53.93
	\$0.00	\$247.20	\$2,068.00	\$0.00	\$0.00	\$0.00
<b>Total Direct Labor</b>	\$2,315.20					
Overhead at 1.8921	\$4,380.59					
<b>Total Direct Labor and Overhead</b>	\$6,695.79					
Profit 10.00%	\$669.58					
Cost of Capital 0.99%	\$22.92					
<b>TOTAL LABOR COSTS</b>	\$7,388.29					
EXPENSES (Application Fee)	\$100.00					
<b>TOTAL</b>	\$7,488.29					
<b>USE</b>	<b>\$7,500</b>					









MAN-HOUR JUSTIFICATION  
Dunn Street Trail  
City of Bloomington  
Right-of-Way Engineering

							LABOR COSTS	
DESCRIPTION	E-III	E-II	EA-I	FP-IV	FP-II	FP-I		PER TASK
<b>PROJECT MGMT. - ESTABLISH EX. R/W AND PROP. LINES</b>								
Coordination with Client and Design Team	8.00	16.00						\$ 3,965.18
Review Owner Deeds / Establish property lines	8.00	18.00	16.00					\$ 5,955.67
Assessment	4.00	6.00						\$ 1,683.55
<b>TOTAL PROJECT MANAGEMENT</b>	60.00 Total PM Hours						<b>Phase Total</b>	<b>\$ 11,600.00</b>
<b>CALCULATIONS / DESCRIPTIONS / LAND PLATS</b>								
Calculations	10.00	44.00						\$ 8,545.00
Area Comps & Required documents	6.00	17.00						\$ 3,721.50
Descriptions	10.00	78.00						\$ 13,628.73
Land Plats	12.00		170.00					\$ 20,330.80
<b>TOTAL CALCULATIONS / DESCRIPTIONS / LAND PLATS</b>	177.00 Total PM Hours						<b>Phase Total</b>	<b>\$ 46,200.00</b>
							Per Parcel	\$ 2,100.00
<b>R/W PLANS</b>								
Drafting			56.00					\$ 5,920.04
QC/QA	8.00							\$ 1,572.84
<b>TOTAL R/W PLANS</b>	8.00 Total PM Hours						<b>Phase Total</b>	<b>\$ 7,490.00</b>
<b>R/W STAKE OUT</b>								
Crew Assignment				4.00				\$ 753.59
Fieldwork					18.00	18.00		\$ 3,883.62
<b>TOTAL R/W STAKEOUT</b>							<b>Phase Total</b>	<b>\$ 4,630.00</b>
	66.00	179.00	242.00	4.00	18.00	18.00		
Year of effort 2025 Audited Wage Rates	\$ 61.80	\$ 47.00	\$ 33.23	\$ 59.22	\$ 38.15	\$ 29.67		
Billing Rates	\$ 197.22	\$ 149.99	\$ 106.04	\$ 188.98	\$ 121.74	\$ 94.68		
	\$ 4,078.80	\$ 8,413.00	\$ 8,041.66	\$ 236.88	\$ 686.70	\$ 534.06		
<b>Total Direct Labor</b>	\$ 21,991.10							
Overhead at 1.8921	\$ 41,609.36							
Total Direct Labor and Overhead	\$ 63,600.46							
Fixed Fee 10.00%	\$ 6,360.05							
Cost of Capitol 0.99%	\$ 217.71							\$ 69,960.51
<b>TOTAL LABOR COSTS</b>	\$ 70,178.22							\$ 70,178.22
ADDITIONAL REPORTS \$700 per parcel for T&E	\$ 15,400.00							
APAs not included								
USE	\$85,320.00							



MAN-HOUR JUSTIFICATION  
DUNN STREET TRAIL  
PUBLIC HEARING

DESCRIPTION	MAN-HOURS BY CLASSIFICATION									LABOR COSTS PER TASK
	E-V	E-IV	E-III	E-II	E-I	EA-II	P-III	P-II	P-I	
Sheets Hours										
Prepare Graphics and Meeting Materials						5		8		\$1,827.32
Prepare Talks						5		12		\$2,310.72
Attend Hearing						4		4		\$1,171.81
Comment/Response Document for Certification								30		\$3,625.53
								8		\$966.81
								25		\$3,021.28
<b>TOTAL HOURS</b>	0	0	0	0	0	14	0	87	0	101
Direct Labor Rate	\$81.84	\$70.77	\$61.80	\$47.00	\$35.56	\$53.93	\$49.55	\$37.87	\$32.31	
Direct Labor	\$ -	\$ -	\$ -	\$ -	\$ -	\$ 755.02	\$ -	\$ 3,294.69	\$ -	
<b>TOTAL DIRECT LABOR</b>	\$ 4,049.71									
Facilities Cost of Capital	0.99%	\$ 40.09								
Overhead at	1.8921	\$ 7,662.46								
<b>TOTAL DIRECT LABOR + OVERHEAD</b>		\$ 11,712.17								
Fixed Fee	10.0%	\$ 1,171.22								
<b>SUBTOTAL</b>		\$ 12,923.48								\$13,024.48
<b>Expenses</b>										
Mileage 110 mi @ \$0.49 /mi X 1 trip		\$ 53.90								
Space Rental										
Public Notices		\$ 200.00								
Stenographer		\$ 500.00								
<b>Total Expenses</b>		\$ 753.90								
<b>TOTAL COST</b>		\$13,677.38								
<b>USE</b>		\$13,700.00								

SUBCONSULTANT  
ACKNOWLEDGEMENT FORMS

Local Public Agency - Subconsultant Acknowledgment

RECITALS

WHEREAS, the undersigned subconsultant ("Subconsultant") desires to provide goods and/or services in connection with that certain consulting contract by and between Butler Fairman & Seufert, Inc. and the City of Bloomington Local Public Agency (LPA); DES number 2400042, Project Description: Dunn Street Trail ("Contract"), and

WHEREAS, the LPA consents to the services of the Subconsultant according to the laws of the State of Indiana and the terms of this Subconsultant Acknowledgement (Acknowledgement),

THEREFORE, in consideration of the mutual covenants contained herein, the Subconsultant for itself and on behalf of its successors and assigns (if any) and the LPA agree as follows:

1. Without limiting any rights or remedies based in agency, law, equity or otherwise that the LPA may have with respect to the Subconsultant under the Contract, the Subconsultant specifically agrees that Paragraphs #17 (Governing Laws); #19 (Indemnification) and #21 (Insurance – Liability for Damages) of the Contract shall apply to Subconsultant as though Subconsultant had been a party to and duly executed the Contract.

2. The LPA and Subconsultant agree that execution of this Acknowledgement is an inducement for INDOT to permit Subconsultant to perform services under the Contract and the LPA is entitled to and does, in fact, rely upon the terms and conditions contained herein.

For Subconsultant:

For LPA:

SJCA  
Subconsultant Firm Name

City of Bloomington

*Dan Kovert*

Dan Kovert

Neil Kopper, ERC

3/18/25

Date

Date

Local Public Agency - Subconsultant Acknowledgment

## RECITALS

WHEREAS, the undersigned subconsultant ("Subconsultant") desires to provide goods and/or services in connection with that certain consulting contract by and between Butler Fairman & Seufert, Inc. and the City of Bloomington Local Public Agency (LPA); DES number 2400042, Project Description: Dunn Street Trail ("Contract"), and

WHEREAS, the LPA consents to the services of the Subconsultant according to the laws of the State of Indiana and the terms of this Subconsultant Acknowledgement (Acknowledgement),

THEREFORE, in consideration of the mutual covenants contained herein, the Subconsultant for itself and on behalf of its successors and assigns (if any) and the LPA agree as follows:

1. Without limiting any rights or remedies based in agency, law, equity or otherwise that the LPA may have with respect to the Subconsultant under the Contract, the Subconsultant specifically agrees that Paragraphs #17 (Governing Laws); #19 (Indemnification) and #21 (Insurance – Liability for Damages) of the Contract shall apply to Subconsultant as though Subconsultant had been a party to and duly executed the Contract.

2. The LPA and Subconsultant agree that execution of this Acknowledgement is an inducement for INDOT to permit Subconsultant to perform services under the Contract and the LPA is entitled to and does, in fact, rely upon the terms and conditions contained herein.

For Subconsultant:

For LPA:

Mead and Hunt, Inc.  
Subconsultant Firm Name

City of Bloomington

Christina Slattery  
Christina Slattery, Vice President

Neil Kopper, ERC

January 2, 2025  
Date

Date

Date \_\_\_\_\_

## LPA - CONSULTING CONTRACT

This Contract ("this Contract") is made and entered into effective as of \_\_\_\_\_ 2025 ("Effective Date") by and between the CITY OF BLOOMINGTON, INDIANA, acting by and through its proper officials ("LOCAL PUBLIC AGENCY" or "LPA"), and BUTLER, FAIRMAN & SEUFERT, INC. ("the CONSULTANT"), a corporation organized under the laws of the State of Indiana.

Des. No.: 2400042

Project Description: Dunn Street Multiuse Path from S.R. 45 to Clover Lane.

### RECITALS

WHEREAS, the LPA has entered into an agreement to utilize federal monies with the Indiana Department of Transportation ("INDOT") for a transportation or transportation enhancement project ("the Project"), which Project Coordination Contract is herein attached as Attachment 1 and incorporated as reference; and

WHEREAS, the LPA wishes to hire the CONSULTANT to provide services toward the Project completion more fully described in Appendix "A" attached hereto ("Services");

WHEREAS, the CONSULTANT has extensive experience, knowledge and expertise relating to these Services; and

WHEREAS, the CONSULTANT has expressed a willingness to furnish the Services in connection therewith.

NOW, THEREFORE, in consideration of the following mutual covenants, the parties hereto mutually covenant and agree as follows:

The "Recitals" above are hereby made an integral part and specifically incorporated into this Contract.

**SECTION I SERVICES BY CONSULTANT.** The CONSULTANT will provide the Services and deliverables described in Appendix "A" which is herein attached to and made an integral part of this Contract.

**SECTION II INFORMATION AND SERVICES TO BE FURNISHED BY THE LPA.** The information and services to be furnished by the LPA are set out in Appendix "B" which is herein attached to and made an integral part of this Contract.

**SECTION III TERM.** The term of this Contract shall be from the date of the last signature affixed to this Contract to the completion of the construction contract which is estimated to be October, 2030. A schedule for completion of the Services and deliverables is set forth in Appendix "C" which is herein attached to and made an integral part of this Contract.

**SECTION IV COMPENSATION.** The LPA shall pay the CONSULTANT for the Services performed under this Contract as set forth in Appendix "D" which is herein attached to and made an integral part of this Contract. The maximum amount payable under this Contract shall not exceed \$ 659,417.00.

**SECTION V NOTICE TO PROCEED AND SCHEDULE.** The CONSULTANT shall begin the work to be performed under this Contract only upon receipt of the written notice to proceed from the LPA, and shall deliver the work to the LPA in accordance with the schedule contained in Appendix "C" which is herein attached to and made an integral part of this Contract.



## **SECTION VI      GENERAL PROVISIONS**

1. **Access to Records.** The CONSULTANT and any SUB-CONSULTANTS shall maintain all books, documents, papers, correspondence, accounting records and other evidence pertaining to the cost incurred under this Contract, and shall make such materials available at their respective offices at all reasonable times during the period of this Contract and for five (5) years from the date of final payment under the terms of this Contract, for inspection or audit by the LPA, INDOT and/or the Federal Highway Administration (“FHWA”) or its authorized representative, and copies thereof shall be furnished free of charge, if requested by the LPA, INDOT, and/or FHWA. The CONSULTANT agrees that, upon request by any agency participating in federally-assisted programs with whom the CONSULTANT has contracted or seeks to contract, the CONSULTANT may release or make available to the agency any working papers from an audit performed by the LPA, INDOT and/or FHWA of the CONSULTANT and its SUB-CONSULTANTS in connection with this Contract, including any books, documents, papers, accounting records and other documentation which support or form the basis for the audit conclusions and judgments.
  
2. **Assignment; Successors.**
  - A. The CONSULTANT binds its successors and assignees to all the terms and conditions of this Contract. The CONSULTANT shall not assign or subcontract the whole or any part of this Contract without the LPA’s prior written consent, except that the CONSULTANT may assign its right to receive payments to such third parties as the CONSULTANT may desire without the prior written consent of the LPA, provided that the CONSULTANT gives written notice (including evidence of such assignment) to the LPA thirty (30) days in advance of any payment so assigned. The assignment shall cover all unpaid amounts under this Contract and shall not be made to more than one party.
  
  - B. Any substitution of SUB-CONSULTANTS must first be approved and receive written authorization from the LPA. Any substitution or termination of a Disadvantaged Business Enterprise (“DBE”) SUB-CONSULTANT must first be approved and receive written authorization from the LPA and INDOT’s Economic Opportunity Division Director.
  
3. **Audit.** The CONSULTANT acknowledges that it may be required to submit to an audit of funds paid through this Contract. Any such audit shall be conducted in accordance with 48 CFR part 31 and audit guidelines specified by the State and/or in accordance with audit requirements specified elsewhere in this Contract.
  
4. **Authority to Bind Consultant.** The CONSULTANT warrants that it has the necessary authority to enter into this Contract. The signatory for the CONSULTANT represents that he/she has been duly authorized to execute this Contract on behalf of the CONSULTANT and has obtained all necessary or applicable approval to make this Contract fully binding upon the CONSULTANT when his/her signature is affixed hereto.
  
5. **Certification for Federal-Aid Contracts Lobbying Activities.**
  - A. The CONSULTANT certifies, by signing and submitting this Contract, to the best of its knowledge and belief after diligent inquiry, and other than as disclosed in writing to the LPA prior to or contemporaneously with the execution and delivery of this Contract by the CONSULTANT, the CONSULTANT has complied with Section 1352, Title 31, U.S. Code, and specifically, that:
    - i. No federal appropriated funds have been paid, or will be paid, by or on behalf of the CONSULTANT to any person for influencing or attempting to influence an officer or employee of any federal agency, a Member of Congress, an officer or employee of Congress, or an employee of a Member of Congress in connection with the awarding of any federal contracts, the making of any federal grant, the making of any federal loan, the

entering into of any cooperative agreement, and the extension, continuation, renewal, amendment, or modification of any federal contract, grant, loan, or cooperative agreement.

- ii. If any funds other than federal appropriated funds have been paid or will be paid to any person for influencing or attempting to influence an officer or employee of any Federal agency, a Member of Congress, an officer or employee of Congress, or an employee of a Member of Congress in connection with this federal Contract, grant, loan, or cooperative agreement, the undersigned shall complete and submit Standard Form-LLL, "Disclosure Form to Report Lobbying," in accordance with its instructions.

- B. The CONSULTANT also agrees by signing this Contract that it shall require that the language of this certification be included in all lower tier subcontracts, which exceed \$100,000, and that all such sub-recipients shall certify and disclose accordingly. Any person who fails to sign or file this required certification shall be subject to a civil penalty of not less than \$10,000 and not more than \$100,000 for each failure.

- 6. **Changes in Work.** The CONSULTANT shall not commence any additional work or change the scope of the work until authorized in writing by the LPA. The CONSULTANT shall make no claim for additional compensation or time in the absence of a prior written approval and amendment executed by all signatories hereto. This Contract may be amended, supplemented or modified only by a written document executed in the same manner as this Contract. The CONSULTANT acknowledges that no claim for additional compensation or time may be made by implication, oral agreements, actions, inaction, or course of conduct.

## 7. **Compliance with Laws.**

- A. The CONSULTANT shall comply with all applicable federal, state and local laws, rules, regulations and ordinances, and all provisions required thereby to be included herein are hereby incorporated by reference. If the CONSULTANT violates such rules, laws, regulations and ordinances, the CONSULTANT shall assume full responsibility for such violations and shall bear any and all costs attributable to the original performance of any correction of such acts. The enactment of any state or federal statute, or the promulgation of regulations thereunder, after execution of this Contract, shall be reviewed by the LPA and the CONSULTANT to determine whether formal modifications are required to the provisions of this Contract.
- B. The CONSULTANT represents to the LPA that, to the best of the CONSULTANT'S knowledge and belief after diligent inquiry and other than as disclosed in writing to the LPA prior to or contemporaneously with the execution and delivery of this Contract by the CONSULTANT:
  - i. *State of Indiana Actions.* The CONSULTANT has no current or outstanding criminal, civil, or enforcement actions initiated by the State of Indiana pending, and agrees that it will immediately notify the LPA of any such actions. During the term of such actions, CONSULTANT agrees that the LPA may delay, withhold, or deny work under any supplement or amendment, change order or other contractual device issued pursuant to this Contract.
  - ii. *Professional Licensing Standards.* The CONSULTANT, its employees and SUBCONSULTANTS have complied with and shall continue to comply with all applicable licensing standards, certification standards, accrediting standards and any other laws, rules or regulations governing services to be provided by the CONSULTANT pursuant to this Contract.

- iii. *Work Specific Standards.* The CONSULTANT and its SUB-CONSULTANTS, if any, have obtained, will obtain and/or will maintain all required permits, licenses, registrations and approvals, as well as comply with all health, safety, and environmental statutes, rules, or regulations in the performance of work activities for the LPA.
  - iv. *Secretary of State Registration.* If the CONSULTANT is an entity described in IC Title 23, it is properly registered and owes no outstanding reports with the Indiana Secretary of State.
  - v. *Debarment and Suspension of CONSULTANT.* Neither the CONSULTANT nor its principals are presently debarred, suspended, proposed for debarment, declared ineligible, or voluntarily excluded from entering into this Contract by any federal agency or by any department, agency or political subdivision of the State and will immediately notify the LPA of any such actions. The term “principal” for purposes of this Contract means an officer, director, owner, partner, key employee, or other person with primary management or supervisory responsibilities, or a person who has a critical influence on or substantive control over the operations of the CONSULTANT or who has managerial or supervisory responsibilities for the Services.
  - vi. *Debarment and Suspension of any SUB-CONSULTANTS.* The CONSULTANT’s SUB-CONSULTANTS are not presently debarred, suspended, proposed for debarment, declared ineligible, or voluntarily excluded from entering into this Contract by any federal agency or by any department, agency or political subdivision of the State. The CONSULTANT shall be solely responsible for any recoupment, penalties or costs that might arise from the use of a suspended or debarred SUBCONSULTANT. The CONSULTANT shall immediately notify the LPA and INDOT if any SUB-CONSULTANT becomes debarred or suspended, and shall, at the LPA’s request, take all steps required by the LPA to terminate its contractual relationship with the SUB-CONSULTANT for work to be performed under this Contract.
- C. *Violations.* In addition to any other remedies at law or in equity, upon CONSULTANT’S violation of any of Section 7(A) through 7(B), the LPA may, at its sole discretion, do any one or more of the following:
- i. terminate this Contract; or
  - ii. delay, withhold, or deny work under any supplement or amendment, change order or other contractual device issued pursuant to this Contract.
- D. *Disputes.* If a dispute exists as to the CONSULTANT’s liability or guilt in any action initiated by the LPA, and the LPA decides to delay, withhold, or deny work to the CONSULTANT, the CONSULTANT may request that it be allowed to continue, or receive work, without delay. The CONSULTANT must submit, in writing, a request for review to the LPA. A determination by the LPA under this Section 7.D shall be final and binding on the parties and not subject to administrative review. Any payments the LPA may delay, withhold, deny, or apply under this section shall not be subject to penalty or interest under IC 5-17-5.
8. **Condition of Payment.** The CONSULTANT must perform all Services under this Contract to the LPA’s reasonable satisfaction, as determined at the discretion of the LPA and in accordance with all applicable federal, state, local laws, ordinances, rules, and regulations. The LPA will not pay for work not performed to the LPA’s reasonable satisfaction, inconsistent with this Contract or performed in violation of federal, state, or local law (collectively, “deficiencies”) until all deficiencies are remedied in a timely manner.

**9. Confidentiality of LPA Information.**

- A. The CONSULTANT understands and agrees that data, materials, and information disclosed to the CONSULTANT may contain confidential and protected information. Therefore, the CONSULTANT covenants that data, material, and information gathered, based upon or disclosed to the CONSULTANT for the purpose of this Contract, will not be disclosed to others or discussed with third parties without the LPA's prior written consent.
- B. The parties acknowledge that the Services to be performed by the CONSULTANT for the LPA under this Contract may require or allow access to data, materials, and information containing Social Security numbers and maintained by the LPA in its computer system or other records. In addition to the covenant made above in this section and pursuant to 10 IAC 5-3-1(4), the CONSULTANT and the LPA agree to comply with the provisions of IC 4-1-10 and IC 4-1-11. If any Social Security number(s) is/are disclosed by the CONSULTANT, the CONSULTANT agrees to pay the cost of the notice of disclosure of a breach of the security of the system in addition to any other claims and expenses for which it is liable under the terms of this Contract.

- 10. Delays and Extensions.** The CONSULTANT agrees that no charges or claim for damages shall be made by it for any minor delays from any cause whatsoever during the progress of any portion of the Services specified in this Contract. Such delays, if any, shall be compensated for by an extension of time for such period as may be determined by the LPA subject to the CONSULTANT's approval, it being understood, however, that permitting the CONSULTANT to proceed to complete any services, or any part of them after the date to which the time of completion may have been extended, shall in no way operate as a waiver on the part of the LPA of any of its rights herein. In the event of substantial delays or extensions, or change of any kind, not caused by the CONSULTANT, which causes a material change in scope, character or complexity of work the CONSULTANT is to perform under this Contract, the LPA at its sole discretion shall determine any adjustments in compensation and in the schedule for completion of the Services. CONSULTANT must notify the LPA in writing of a material change in the work immediately after the CONSULTANT first recognizes the material change.

**11. DBE Requirements.**

- A. Notice is hereby given to the CONSULTANT and any SUB-CONSULTANT, and both agree, that failure to carry out the requirements set forth in 49 CFR Sec. 26.13(b) shall constitute a breach of this Contract and, after notification and failure to promptly cure such breach, may result in termination of this Contract or such remedy as INDOT deems appropriate. The referenced section requires the following assurance to be included in all subsequent contracts between the CONSULTANT and any SUB-CONSULTANT:

The CONSULTANT, sub recipient or SUB-CONSULTANT shall not discriminate on the basis of race, color, national origin, or sex in the performance of this Contract. The CONSULTANT shall carry out applicable requirements of 49 CFR Part 26 in the award and administration of DOT-assisted contracts. Failure by the CONSULTANT to carry out these requirements is a material breach of this Contract, which may result in the termination of this Contract or such other remedy, as INDOT, as the recipient, deems appropriate.

- B. The CONSULTANT shall make good faith efforts to achieve the DBE percentage goal that may be included as part of this Contract with the approved DBE SUB-CONSULTANTS identified on its Affirmative Action Certification submitted with its Letter of Interest, or with approved amendments. Any changes to a DBE firm listed in the Affirmative Action Certification must be requested in writing and receive prior approval by the LPA and INDOT's Economic Opportunity Division Director. After this Contract is completed and if a DBE SUB-CONSULTANT has performed services thereon, the CONSULTANT must complete, and return, a Disadvantaged Business Enterprise Utilization Affidavit ("DBE-3 Form") to INDOT's

Economic Opportunity Division Director. The DBE-3 Form requires certification by the CONSULTANT AND DBE SUB-CONSULTANT that the committed contract amounts have been paid and received.

**12. Non-Discrimination.**

- A. Pursuant to I.C. 22-9-1-10, the Civil Rights Act of 1964, and the Americans with Disabilities Act, the CONSULTANT shall not discriminate against any employee or applicant for employment, to be employed in the performance of work under this Contract, with respect to hire, tenure, terms, conditions or privileges of employment or any matter directly or indirectly related to employment, because of race, color, religion, sex, disability, national origin, ancestry or status as a veteran. Breach of this covenant may be regarded as a material breach of this Contract. Acceptance of this Contract also signifies compliance with applicable federal laws, regulations, and executive orders prohibiting discrimination in the provision of services based on race, color, national origin, age, sex, disability or status as a veteran.
- B. The CONSULTANT understands that the LPA is a recipient of federal funds. Pursuant to that understanding, the CONSULTANT agrees that if the CONSULTANT employs fifty (50) or more employees and does at least \$50,000.00 worth of business with the State and is not exempt, the CONSULTANT will comply with the affirmative action reporting requirements of 41 CFR 60-1.7. The CONSULTANT shall comply with Section 202 of executive order 11246, as amended, 41 CFR 60-250, and 41 CFR 60-741, as amended, which are incorporated herein by specific reference. Breach of this covenant may be regarded as a material breach of Contract.

It is the policy of INDOT to assure full compliance with Title VI of the Civil Rights Act of 1964, the Americans with Disabilities Act and Section 504 of the Vocational Rehabilitation Act and related statutes and regulations in all programs and activities. Title VI and related statutes require that no person in the United States shall on the grounds of race, color or national origin be excluded from participation in, be denied the benefits of, or be subjected to discrimination under any program or activity receiving Federal financial assistance. (INDOT's Title VI enforcement shall include the following additional grounds: sex, ancestry, age, income status, religion and disability.)

- C. The CONSULTANT shall not discriminate in its selection and retention of contractors, including without limitation, those services retained for, or incidental to, construction, planning, research, engineering, property management, and fee contracts and other commitments with persons for services and expenses incidental to the acquisitions of right-of-way.
- D. The CONSULTANT shall not modify the Project in such a manner as to require, on the basis of race, color or national origin, the relocation of any persons. (INDOT's Title VI enforcement will include the following additional grounds; sex, ancestry, age, income status, religion and disability).
- E. The CONSULTANT shall not modify the Project in such a manner as to deny reasonable access to and use thereof to any persons on the basis of race, color or national origin. (INDOT's Title VI enforcement will include the following additional grounds; sex, ancestry, age, income status, religion and disability).
- F. The CONSULTANT shall neither allow discrimination by contractors in their selection and retention of subcontractors, lessors and/or material suppliers, nor allow discrimination by their subcontractors in their selection of subcontractors, lessors or material suppliers, who participate in construction, right-of-way clearance and related projects.

- G. The CONSULTANT shall take appropriate actions to correct any deficiency determined by itself and/or the Federal Highway Administration ("FHWA") within a reasonable time period, not to exceed ninety (90) days, in order to implement Title VI compliance in accordance with INDOT's assurances and guidelines.
- H. During the performance of this Contract, the CONSULTANT, for itself, its assignees and successors in interest (hereinafter referred to as the "CONSULTANT") agrees as follows:
- (1) Compliance with Regulations: The CONSULTANT shall comply with the Regulation relative to nondiscrimination in Federally-assisted programs of the Department of Transportation (hereinafter, "DOT") Title 49, Code of Federal Regulations, Part 21, as they may be amended from time to time, (hereinafter referred to as the Regulations), which are herein incorporated by reference and made a part of this Contract.
  - (2) Nondiscrimination: The CONSULTANT, with regard to the work performed by it during the Contract, shall not discriminate on the grounds of race, color, or national origin in the selection and retention of subcontractors, including procurements of materials and leases of equipment. The CONSULTANT shall not participate either directly or indirectly in the discrimination prohibited by section 21.5 of the Regulations, including employment practices when the contract covers a program set forth in Appendix B of the Regulations.
  - (3) Solicitations for SUBCONSULTANTS, Including Procurements of Materials and Equipment: In all solicitations either by competitive bidding or negotiation made by the CONSULTANT for work to be performed under a subcontract, including procurements of materials or leases of equipment, each potential SUBCONSULTANT or supplier shall be notified by the CONSULTANT of the CONSULTANT'S obligations under this Contract and the Regulations relative to nondiscrimination on the grounds of race, color, or national origin.
  - (4) Information and Reports: The CONSULTANT shall provide all information and reports required by the Regulations or directives issued pursuant thereto, and shall permit access to its books, records, accounts, other sources of information, and its facilities as may be determined by the LPA or INDOT to be pertinent to ascertain compliance with such Regulations, orders and instructions. Where any information required of a CONSULTANT is in the exclusive possession of another who fails or refuses to furnish this information the CONSULTANT shall so certify to the LPA, or INDOT as appropriate, and shall set forth what efforts it has made to obtain the information.
  - (5) Sanctions for Noncompliance: In the event of the CONSULTANT'S noncompliance with the nondiscrimination provisions of this contract, the LPA shall impose such contract sanctions as it or INDOT may determine to be appropriate, including, but not limited to:
    - (a) withholding of payments to the CONSULTANT under the Contract until the CONSULTANT complies, and/or
    - (b) cancellation, termination or suspension of the Contract, in whole or in part.
  - (6) Incorporation of Provisions: The CONSULTANT shall include the provisions of paragraphs (1) through (6) in every subcontract, including procurements of materials and leases of equipment, unless exempt by the Regulations, or directives issued pursuant thereto.

The CONSULTANT shall take such action with respect to any SUBCONSULTANT procurement as the LPA or INDOT may direct as a means of enforcing such provisions including sanctions for noncompliance: Provided, however, that, in the event a CONSULTANT becomes involved in, or is threatened with, litigation with a SUBCONSULTANT or supplier as a result of such direction, the CONSULTANT may request the LPA to enter into such litigation to protect the interests of the LPA, and, in addition, the CONSULTANT may request the United States to enter into such litigation to protect the interests of the United States.

**13. Disputes.**

- A. Should any disputes arise with respect to this Contract, the CONSULTANT and the LPA agree to act promptly and in good faith to resolve such disputes in accordance with this Section 13. Time is of the essence in the resolution of disputes.
- B. The CONSULTANT agrees that the existence of a dispute notwithstanding, it will continue without delay to carry out all of its responsibilities under this Contract that are not affected by the dispute. Should the CONSULTANT fail to continue to perform its responsibilities regarding all non-disputed work, without delay, any additional costs (including reasonable attorneys' fees and expenses) incurred by the LPA or the CONSULTANT as a result of such failure to proceed shall be borne by the CONSULTANT.
- C. If a party to this Contract is not satisfied with the progress toward resolving a dispute, the party must notify the other party of this dissatisfaction in writing. Upon written notice, the parties have ten (10) business days, unless the parties mutually agree in writing to extend this period, following the written notification to resolve the dispute. If the dispute is not resolved within ten (10) business days, a dissatisfied party may submit the dispute in writing to initiate negotiations to resolve the dispute. The LPA may withhold payments on disputed items pending resolution of the dispute.

**14. Drug-Free Workplace Certification.**

- A. The CONSULTANT hereby covenants and agrees to make a good faith effort to provide and maintain a drug-free workplace, and that it will give written notice to the LPA within ten (10) days after receiving actual notice that an employee of the CONSULTANT in the State of Indiana has been convicted of a criminal drug violation occurring in the CONSULTANT's workplace. False certification or violation of the certification may result in sanctions including, but not limited to, suspension of Contract payments, termination of this Contract and/or debarment of contracting opportunities with the LPA.
- B. The CONSULTANT certifies and agrees that it will provide a drug-free workplace by:
  - i. Publishing and providing to all of its employees a statement notifying their employees that the unlawful manufacture, distribution, dispensing, possession or use of a controlled substance is prohibited in the CONSULTANT's workplace and specifying the actions that will be taken against employees for violations of such prohibition;
  - ii. Establishing a drug-free awareness program to inform its employees of (1) the dangers of drug abuse in the workplace; (2) the CONSULTANT's policy of maintaining a drug-free workplace; (3) any available drug counseling, rehabilitation, and employee assistance programs; and (4) the penalties that may be imposed upon an employee for drug abuse violations occurring in the workplace;

- iii. Notifying all employees in the statement required by subparagraph 14.B.i above that as a condition of continued employment, the employee will (1) abide by the terms of the statement; and (2) notify the CONSULTANT of any criminal drug statute conviction for a violation occurring in the workplace no later than five (5) days after such conviction;
- iv. Notifying in writing the LPA within ten (10) days after receiving notice from an employee under subdivision 14.B.iii(2) above, or otherwise receiving actual notice of such conviction;
- v. Within thirty (30) days after receiving notice under subdivision 14.B.iii(2) above of a conviction, imposing the following sanctions or remedial measures on any employee who is convicted of drug abuse violations occurring in the workplace: (1) take appropriate personnel action against the employee, up to and including termination; or (2) require such employee to satisfactorily participate in a drug abuse assistance or rehabilitation program approved for such purposes by a Federal, State or local health, law enforcement, or other appropriate agency; and
- vi. Making a good faith effort to maintain a drug-free workplace through the implementation of subparagraphs 14.B.i. through 14.B.v. above.

**15. Employment Eligibility Verification.** The CONSULTANT affirms under the penalties of perjury that he/she/it does not knowingly employ an unauthorized alien.

The CONSULTANT shall enroll in and verify the work eligibility status of all his/her/its newly hired employees through the E-Verify program as defined in IC 22-5-1.7-3. The CONSULTANT is not required to participate should the E-Verify program cease to exist. Additionally, the CONSULTANT is not required to participate if the CONSULTANT is self-employed and does not employ any employees.

The CONSULTANT shall not knowingly employ or contract with an unauthorized alien. The CONSULTANT shall not retain an employee or contract with a person that the CONSULTANT subsequently learns is an unauthorized alien.

The CONSULTANT shall require his/her/its subcontractors, who perform work under this Contract, to certify to the CONSULTANT that the SUB-CONSULTANT does not knowingly employ or contract with an unauthorized alien and that the SUB-CONSULTANT has enrolled and is participating in the E-Verify program. The CONSULTANT agrees to maintain this certification throughout the duration of the term of a contract with a SUB-CONSULTANT.

The LPA may terminate for default if the CONSULTANT fails to cure a breach of this provision no later than thirty (30) days after being notified by the LPA.

**16. Force Majeure.** In the event that either party is unable to perform any of its obligations under this Contract or to enjoy any of its benefits because of fire, natural disaster, acts of God, acts of war, terrorism, civil disorders, decrees of governmental bodies, strikes, lockouts, labor or supply disruptions or similar causes beyond the reasonable control of the affected party (hereinafter referred to as a Force Majeure Event), the party who has been so affected shall immediately give written notice to the other party of the occurrence of the Force Majeure Event (with a description in reasonable detail of the circumstances causing such Event) and shall do everything reasonably possible to resume performance. Upon receipt of such written notice, all obligations under this Contract shall be immediately suspended for as long as such Force Majeure Event continues and provided that the affected party continues to use commercially reasonable efforts to recommence performance whenever and to whatever extent possible without delay. If the period of nonperformance exceeds thirty (30) days from the receipt of written notice of the Force Majeure Event, the party whose ability to perform has not been so affected may, by giving written notice, terminate this Contract.



17. **Governing Laws.** This Contract shall be construed in accordance with and governed by the laws of the State of Indiana and the suit, if any, must be brought in the State of Indiana. The CONSULTANT consents to the jurisdiction of and to venue in any court of competent jurisdiction in the State of Indiana.
18. **Liability.** If the CONSULTANT or any of its SUB-CONSULTANTS fail to comply with any federal requirement which results in the LPA's repayment of federal funds to INDOT the CONSULTANT shall be responsible to the LPA, for repayment of such costs to the extent such costs are caused by the CONSULTANT and/or its SUB-CONSULTANTS.
19. **Indemnification.** The CONSULTANT agrees to indemnify the LPA, and their agents, officials, and employees, and to hold each of them harmless, from claims and suits including court costs, attorney's fees, and other expenses caused by any negligent act, error or omission of, or by any recklessness or willful misconduct by, the CONSULTANT and/or its SUB-CONSULTANTS, if any, under this Contract, provided that if the CONSULTANT is a "contractor" within the meaning of I.C. 8-3-2-12.5, this indemnity obligation shall be limited by and interpreted in accordance with I.C. 8-23-2-12-5. The LPA shall not provide such indemnification to the CONSULTANT.
20. **Independent Contractor.** Both parties hereto, in the performance of this Contract, shall act in an individual capacity and not as agents, employees, partners, joint ventures or associates of one another. The employees or agents of one party shall not be deemed or construed to be the employees or agents of the other party for any purposes whatsoever. Neither party will assume liability for any injury (including death) to any persons, or damage to any property, arising out of the acts or omissions of the agents or employees of the other party. The CONSULTANT shall be responsible for providing all necessary unemployment and workers' compensation insurance for its employees.
21. **Insurance - Liability for Damages.**
  - A. The CONSULTANT shall be responsible for the accuracy of the Services performed under this Contract and shall promptly make necessary revisions or corrections resulting from its negligence, errors or omissions without any additional compensation from the LPA. Acceptance of the Services by the LPA shall not relieve the CONSULTANT of responsibility for subsequent correction of its negligent act, error or omission or for clarification of ambiguities. The CONSULTANT shall have no liability for the errors or deficiencies in designs, drawings, specifications or other services furnished to the CONSULTANT by the LPA on which the Consultant has reasonably relied, provided that the foregoing shall not relieve the CONSULTANT from any liability from the CONSULTANT'S failure to fulfill its obligations under this Contract, to exercise its professional responsibilities to the LPA, or to notify the LPA of any errors or deficiencies which the CONSULTANT knew or should have known existed.
  - B. During construction or any phase of work performed by others based on Services provided by the CONSULTANT, the CONSULTANT shall confer with the LPA when necessary for the purpose of interpreting the information, and/or to correct any negligent act, error or omission. The CONSULTANT shall prepare any plans or data needed to correct the negligent act, error or omission without additional compensation, even though final payment may have been received by the CONSULTANT. The CONSULTANT shall give immediate attention to these changes for a minimum of delay to the project.
  - C. The CONSULTANT shall be responsible for damages including but not limited to direct and indirect damages incurred by the LPA as a result of any negligent act, error or omission of the CONSULTANT, and for the LPA's losses or costs to repair or remedy construction. Acceptance of the Services by the LPA shall not relieve the CONSULTANT of responsibility for subsequent correction.

- D. The CONSULTANT shall be required to maintain in full force and effect, insurance as described below from the date of the first authorization to proceed until the LPA's acceptance of the work product. The CONSULTANT shall list both the LPA and INDOT as insureds on any policies. The CONSULTANT must obtain insurance written by insurance companies authorized to transact business in the State of Indiana and licensed by the Department of Insurance as either admitted or non-admitted insurers.
- E. The LPA, its officers and employees assume no responsibility for the adequacy of limits and coverage in the event of any claims against the CONSULTANT, its officers, employees, sub-consultants or any agent of any of them, and the obligations of indemnification in Section 19 herein shall survive the exhaustion of limits of coverage and discontinuance of coverage beyond the term specified, to the fullest extent of the law.
- F. The CONSULTANT shall furnish a certificate of insurance and all endorsements to the LPA prior to the commencement of this Contract. Any deductible or self-insured retention amount or other similar obligation under the insurance policies shall be the sole obligation of the CONSULTANT. Failure to provide insurance as required in this Contract is a material breach of Contract entitling the LPA to immediately terminate this Contract.

#### I. Professional Liability Insurance

The CONSULTANT must obtain and carry professional liability insurance as follows: For INDOT Prequalification **Work Types** 1.1, 12.2-12.6 the CONSULTANTS shall provide not less than \$250,000.00 professional liability insurance per claim and \$250,000.00 aggregate for all claims for negligent performance. For **Work Types** 2.2, 3.1, 3.2, 4.1, 4.2, 5.5, 5.8, 5.11, 6.1, 7.1, 8.1, 8.2, 9.1, 9.2, 10.1 – 10.4, 11.1, 13.1, 14.1 – 14.5, the CONSULTANTS shall carry professional liability insurance in an amount not less than \$1,000,000.00 per claim and \$1,000,000.00 aggregate for all claims for negligent performance. The CONSULTANT shall maintain the coverage for a period ending two (2) years after substantial completion of construction.

#### II. Commercial General Liability Insurance

The CONSULTANT must obtain and carry Commercial / General liability insurance as follows: For INDOT Prequalification **Work Types** 2.1, 6.1, 7.1, 8.1, 8.2, 9.1, 9.2, 10.1 - 10.4, 11.1, 13.1, 14.1 - 14.5, the CONSULTANT shall carry \$1,000,000.00 per occurrence, \$2,000,000.00 general aggregate. Coverage shall be on an occurrence form, and include contractual liability. The policy shall be amended to include the following extensions of coverage:

1. Exclusions relating to the use of explosives, collapse, and underground damage to property shall be removed.
2. The policy shall provide thirty (30) days notice of cancellation to LPA.
3. The CONSULTANT shall name the LPA as an additional insured.

#### III. Automobile Liability

The CONSULTANT shall obtain automobile liability insurance covering all owned, leased, borrowed, rented, or non-owned autos used by employees or others on behalf of the CONSULTANT for the conduct of the CONSULTANT's business, for an amount not less than \$1,000,000.00 Combined Single Limit for Bodily Injury and Property Damage. The term "automobile" shall include private passenger autos, trucks, and similar type vehicles licensed for use on public highways. The policy shall be amended to include the following extensions of coverage:

1. Contractual Liability coverage shall be included.
2. The policy shall provide thirty (30) days notice of cancellation to the LPA.
3. The CONSULTANT shall name the LPA as an additional insured.

IV. Watercraft Liability (When Applicable)

1. When necessary to use watercraft for the performance of the CONSULTANT's Services under the terms of this Contract, either by the CONSULTANT, or any SUB-CONSULTANT, the CONSULTANT or SUB-CONSULTANT operating the watercraft shall carry watercraft liability insurance in the amount of \$1,000,000 Combined Single Limit for Bodily Injury and Property Damage, including Protection & Indemnity where applicable. Coverage shall apply to owned, non-owned, and hired watercraft.
2. If the maritime laws apply to any work to be performed by the CONSULTANT under the terms of the agreement, the following coverage shall be provided:
  - a. United States Longshoremen & Harbor workers
  - b. Maritime Coverage - Jones Act
3. The policy shall provide thirty (30) days notice of cancellation to the LPA.
4. The CONSULTANT or SUB-CONSULTANT shall name the LPA as an additional insured.

V. Aircraft Liability (When Applicable)

1. When necessary to use aircraft for the performance of the CONSULTANT's Services under the terms of this Contract, either by the CONSULTANT or SUB-CONSULTANT, the CONSULTANT or SUB-CONSULTANT operating the aircraft shall carry aircraft liability insurance in the amount of \$5,000,000 Combined Single Limit for Bodily Injury and Property Damage, including Passenger Liability. Coverage shall apply to owned, non-owned and hired aircraft.
2. The policy shall provide thirty (30) days notice of cancellation to the LPA.
3. The CONSULTANT or SUB-CONSULTANT shall name the LPA as an additional insured.

22. **Merger and Modification.** This Contract constitutes the entire agreement between the parties. No understandings, agreements or representations, oral or written, not specified within this Contract will be valid provisions of this Contract. This Contract may not be modified, supplemented or amended, in any manner, except by written agreement signed by all necessary parties.

23. **Notice to Parties:** Any notice, request, consent or communication (collectively a "Notice") under this Agreement shall be effective only if it is in writing and (a) personally delivered; (b) sent by certified or registered mail, return receipt requested, postage prepaid; or (c) sent by a nationally recognized overnight delivery service, with delivery confirmed and costs of delivery being prepaid, addressed as follows:

Notices to the LPA shall be sent to:

Neil Kopper, Senior Project Engineer  
City of Bloomington  
401 North Morton Street, Suite 130  
Bloomington, IN 47402

Notices to the CONSULTANT shall be sent to:

Michael Eichenauer, PE, Executive V.P.  
Butler Fairman & Seufert, Inc.  
8450 Westfield Boulevard, Suite 300  
Indianapolis, IN 46240

or to such other address or addresses as shall be furnished in writing by any party to the other party. Unless the sending party has actual knowledge that a Notice was not received by the intended recipient, a Notice shall be deemed to have been given as of the date (i) when personally delivered; (ii) three (3) days after the date deposited with the United States mail properly addressed; or (iii) the next day when delivered during business hours to overnight delivery service, properly addressed and prior to such delivery service's cut off time for next day delivery. The parties acknowledge that notices delivered by facsimile or by email shall not be effective.

24. **Order of Precedence; Incorporation by Reference.** Any inconsistency or ambiguity in this Contract shall be resolved by giving precedence in the following order: (1) This Contract and attachments, (2) RFP document, (3) the CONSULTANT's response to the RFP document, and (4) attachments prepared by the CONSULTANT. All of the foregoing are incorporated fully by reference.
25. **Ownership of Documents and Materials.** All documents, records, programs, data, film, tape, articles, memoranda, and other materials not developed or licensed by the CONSULTANT prior to execution of this Contract, but specifically developed under this Contract shall be considered "work for hire" and the CONSULTANT assigns and transfers any ownership claim to the LPA and all such materials ("Work Product") will be the property of the LPA. The CONSULTANT agrees to execute and deliver such assignments or other documents as may be requested by the LPA. Use of these materials, other than related to contract performance by the CONSULTANT, without the LPA's prior written consent, is prohibited. During the performance of this Contract, the CONSULTANT shall be responsible for any loss of or damage to any of the Work Product developed for or supplied by INDOT and used to develop or assist in the Services provided herein while any such Work Product is in the possession or control of the CONSULTANT. Any loss or damage thereto shall be restored at the CONSULTANT's expense. The CONSULTANT shall provide the LPA full, immediate, and unrestricted access to the Work Product during the term of this Contract. The CONSULTANT represents, to the best of its knowledge and belief after diligent inquiry and other than as disclosed in writing prior to or contemporaneously with the execution of this Contract by the CONSULTANT, that the Work Product does not infringe upon or misappropriate the intellectual property or other rights of any third party. The CONSULTANT shall not be liable for the use of its deliverables described in Appendix "A" on other projects without the express written consent of the CONSULTANT or as provided in Appendix "A". The LPA acknowledges that it has no claims to any copyrights not transferred to INDOT under this paragraph.
26. **Payments.** All payments shall be made in arrears and in conformance with the LPA's fiscal policies and procedures.
27. **Penalties, Interest and Attorney's Fees.** The LPA will in good faith perform its required obligations hereunder, and does not agree to pay any penalties, liquidated damages, interest, or attorney's fees, except as required by Indiana law in part, IC 5-17-5, I. C. 34-54-8, and I. C. 34-13-1.

**28. Pollution Control Requirements.** If this Contract is for \$100,000 or more, the CONSULTANT:

- i. Stipulates that any facility to be utilized in performance under or to benefit from this Contract is not listed on the Environmental Protection Agency (EPA) List of Violating Facilities issued pursuant to the requirements of the Clean Air Act, as amended, and the Federal Water Pollution Control Act, as amended;
- ii. Agrees to comply with all of the requirements of section 114 of the Clean Air Act and section 308 of the Federal Water Pollution Control Act, and all regulations and guidelines issued thereunder; and
- iii. Stipulates that, as a condition of federal aid pursuant to this Contract, it shall notify INDOT and the Federal Highway Administration of the receipt of any knowledge indicating that a facility to be utilized in performance under or to benefit from this Contract is under consideration to be listed on the EPA Listing of Violating Facilities.

**29. Severability.** The invalidity of any section, subsection, clause or provision of this Contract shall not affect the validity of the remaining sections, subsections, clauses or provisions of this Contract.

**30. Status of Claims.** The CONSULTANT shall give prompt written notice to the LPA any claims made for damages against the CONSULTANT resulting from Services performed under this Contract and shall be responsible for keeping the LPA currently advised as to the status of such claims. The CONSULTANT shall send notice of claims related to work under this Contract to the party referred to in Paragraph 23:

**31. Sub-consultant Acknowledgement.** The CONSULTANT agrees and represents and warrants to the LPA, that the CONSULTANT will obtain signed Sub-consultant Acknowledgement forms, from all SUB-CONSULTANTS providing Services under this Contract or to be compensated for Services through this Contract. The CONSULTANT agrees to provide signed originals of the Sub-consultant Acknowledgement form(s) to the LPA for approval prior to performance of the Services by any SUB-CONSULTANT.

**32. Substantial Performance.** This Contract shall be deemed to be substantially performed only when fully performed according to its terms and conditions and any modification or Amendment thereof.

**33. Taxes.** The LPA will not be responsible for any taxes levied on the CONSULTANT as a result of this Contract.

**34. Termination for Convenience.**

- A. The LPA may terminate, in whole or in part, whenever, for any reason, when the LPA determines that such termination is in its best interests. Termination or partial termination of Services shall be effected by delivery to the CONSULTANT of a Termination Notice at least fifteen (15) days prior to the termination effective date, specifying the extent to which performance of Services under such termination becomes effective. The CONSULTANT shall be compensated for Services properly rendered prior to the effective date of termination. The LPA will not be liable for Services performed after the effective date of termination.
- B. If the LPA terminates or partially terminates this Contract for any reason regardless of whether it is for convenience or for default, then and in such event, all data, reports, drawings, plans, sketches, sections and models, all specifications, estimates, measurements and data pertaining to the project, prepared under the terms or in fulfillment of this Contract, shall be delivered within ten (10) days to the LPA. In the event of the failure by the CONSULTANT to make such delivery upon demand, the CONSULTANT shall pay to the LPA any damage (including costs and reasonable attorneys' fees and expenses) it may sustain by reason thereof.

**35. Termination for Default.**

- A. With the provision of twenty (20) days written notice to the CONSULTANT, the LPA may terminate this Contract in whole or in part if
- (i) the CONSULTANT fails to:
    - 1. Correct or cure any breach of this Contract within such time, provided that if such cure is not reasonably achievable in such time, the CONSULTANT shall have up to ninety (90) days from such notice to effect such cure if the CONSULTANT promptly commences and diligently pursues such cure as soon as practicable;
    - 2. Deliver the supplies or perform the Services within the time specified in this Contract or any amendment or extension;
    - 3. Make progress so as to endanger performance of this Contract; or
    - 4. Perform any of the other provisions of this Contract to be performed by the CONSULTANT; or
  - (ii) if any representation or warranty of the CONSULTANT is untrue or inaccurate in any material respect at the time made or deemed to be made.
- B. If the LPA terminates this Contract in whole or in part, it may acquire, under the terms and in the manner the LPA considers appropriate, supplies or services similar to those terminated, and the CONSULTANT will be liable to the LPA for any excess costs for those supplies or services. However, the CONSULTANT shall continue the work not terminated.
- C. The LPA shall pay the contract price for completed supplies delivered and Services accepted. The CONSULTANT and the LPA shall agree on the amount of payment for manufactured materials delivered and accepted and for the protection and preservation of the property. Failure to agree will be a dispute under the Disputes clause (see Section 13). The LPA may withhold from the agreed upon price for Services any sum the LPA determine necessary to protect the LPA against loss because of outstanding liens or claims of former lien holders.
- D. The rights and remedies of the LPA in this clause are in addition to any other rights and remedies provided by law or equity or under this Contract.
- E. **Default by the LPA.** If the CONSULTANT believes the LPA is in default of this Contract, it shall provide written notice immediately to the LPA describing such default. If the LPA fails to take steps to correct or cure any material breach of this Contract within sixty (60) days after receipt of such written notice, the CONSULTANT may cancel and terminate this Contract and institute the appropriate measures to collect monies due up to and including the date of termination, including reasonable attorney fees and expenses, provided that if such cure is not reasonably achievable in such time, the LPA shall have up to one hundred twenty (120) days from such notice to effect such cure if the LPA promptly commences and diligently pursues such cure as soon as practicable. The CONSULTANT shall be compensated for Services properly rendered prior to the effective date of such termination. The CONSULTANT agrees that it has no right of termination for non-material breaches by the LPA.

36. **Waiver of Rights.** No rights conferred on either party under this Contract shall be deemed waived, and no breach of this Contract excused, unless such waiver or excuse is approved in writing and signed by the party claimed to have waived such right. Neither the LPA's review, approval or acceptance of, nor payment for, the Services required under this Contract shall be construed to operate as a waiver of any rights under this Contract or of any cause of action arising out of the performance of this Contract, and the CONSULTANT shall be and remain liable to the LPA in accordance with applicable law for all damages to the LPA caused by the CONSULTANT's negligent performance of any of the Services furnished under this Contract.
37. **Work Standards/Conflicts of Interest.** The CONSULTANT shall understand and utilize all relevant INDOT standards including, but not limited to, the most current version of the Indiana Department of Transportation Design Manual, where applicable, and other appropriate materials and shall perform all Services in accordance with the standards of care, skill and diligence required in Appendix "A" or, if not set forth therein, ordinarily exercised by competent professionals doing work of a similar nature.
38. **No Third-Party Beneficiaries.** This Agreement is solely for the benefit of the parties hereto. Other than the indemnity rights under this Contract, nothing contained in this Agreement is intended or shall be construed to confer upon any person or entity (other than the parties hereto) any rights, benefits or remedies of any kind or character whatsoever.
39. **No Investment in Iran.** As required by IC 5-22-16.5, the CONSULTANT certifies that the CONSULTANT is not engaged in investment activities in Iran. Providing false certification may result in the consequences listed in IC 5-22-16.5-14, including termination of this Contract and denial of future state contracts, as well as an imposition of a civil penalty.
40. **Assignment of Antitrust Claims.** The CONSULTANT assigns to the State all right, title and interest in and to any claims the CONSULTANT now has, or may acquire, under state or federal antitrust laws relating to the products or services which are the subject of this Contract.

[Remainder of Page Intentionally Left Blank]

**Non-Collusion.**

The undersigned attests, subject to the penalties for perjury, that he/she is the CONSULTANT, or that he/she is the properly authorized representative, agent, member or officer of the CONSULTANT, that he/she has not, nor has any other member, employee, representative, agent or officer of the CONSULTANT, directly or indirectly, to the best of his/her knowledge, entered into or offered to enter into any combination, collusion or agreement to receive or pay, and that he/she has not received or paid, any sum of money or other consideration for the execution of this Contract other than that which appears upon the face of this Contract. **Furthermore, if the undersigned has knowledge that a state officer, employee, or special state appointee, as those terms are defined in IC §4-2-6-1, has a financial interest in the Contract, the Party attests to compliance with the disclosure requirements in IC §4-2-6-10.5.**

In Witness Whereof, the CONSULTANT and the LPA have, through duly authorized representatives, entered into this Contract. The parties having read and understand the forgoing terms of this Contract do by their respective signatures dated below hereby agree to the terms thereof.

**CONSULTANT  
BUTLER, FAIRMAN and SEUFERT,  
INC.**

**LOCAL PUBLIC AGENCY  
CITY OF BLOOMINGTON, INDIANA  
BOARD OF PUBLIC WORKS**

---

Signature  
Michael Eichenauer, Executive V.P.

---

Signature  
Kyla Cox Deckard, President

---

Signature  
Elizabeth Karon, Vice President

---

Signature  
James Roach, Secretary

---

Signature  
Margie Rice, Corporation Counsel



## APPENDIX "A"

### SERVICES TO BE FURNISHED BY CONSULTANT:

In fulfillment of this Contract, the CONSULTANT shall comply with the requirements of the appropriate regulations and requirements of the Indiana Department of Transportation (INDOT) and Federal Highway Administration (FHWA).

Project Description: The 10-foot wide HMA path will be located along either the east side or west side of Dunn Street, from the north side of S.R. 45 to Clover Lane. Incidental improvements may include new curb and gutter, storm sewer, drive reconstruction, and curb ramps.

The CONSULTANT shall be responsible for performing the following activities:

#### A. CONCEPTUAL SCOPING REPORT

Prior to the initiation of other Project activities, the CONSULTANT shall investigate options for project improvements and develop a Conceptual Scoping Report summarizing the options considered and the recommendations for a final configuration and scope.

1. Path options to be considered include whether the path should be located solely on the east side of Dunn Street, solely on west side of Dunn Street, or a combination.
2. Factors to be considered in the investigation include costs and overall impacts to right-of-way, utilities, historic properties, environmental and tree impacts, stormwater modifications or improvements, public safety, and input from the public and stakeholders.
3. Existing GIS data and site observations will be utilized to document constraints and opportunities related to each option.

#### B. TOPOGRAPHIC SURVEY

1. Field survey data shall be in conformance with the requirements of Title 865 IAC 1-12 et sequential and the Indiana Design Manual, Part III, Location Surveys.
2. As a minimum the survey will include locating all visible features necessary for the proper design of the proposed improvements within the existing and proposed future right-of-way. This shall be done to ensure the most efficient design can be achieved which will minimize land acquisition and relocation costs. These features will include buildings, paved surfaces, shrubs, signs, poles, utilities, manholes, valves and meters, utility locations marked by others, individual trees in lawn areas, and limits of heavily wooded areas.
3. Before field work commences, an IUPPS ticket will be submitted for utility locates along the project route. Any marks completed by the respective utilities or their locators will be tied into the survey and graphically shown on the finished product.
4. Sufficient elevation shots will be taken (cross sections at a maximum of 100-foot intervals with intermediate grade changes taken as necessary) so that an accurate Digital Terrain Model (DTM) of the existing ground conditions can be created. One-foot contours will be created from the DTM and included in the survey submittal.
5. The Field Survey will be integrated with the United States Public Land System and physical monumentation as necessary to acquire Right of Way for this project in accordance with Title 865 IAC 1-12 et sequential.
6. Deed research, property ownership and right of way determination will be completed to show the limits of property ownership on the topographic survey. Research at the Monroe County offices or any other entity will be completed to facilitate the determination of these lines.
7. A survey centerline will be established, set and referenced in the field at a maximum interval of 1,300 feet. The design plans will reference this survey centerline so that the survey control can

- be used to establish the construction centerline.
- 8. Vertical control points (benchmarks) will be set at a maximum interval of 1,300 feet.
- 9. A Location Control Route Survey Plat will be completed for the survey limits, where necessary for Right of Way Acquisition.
- 10. The topographical survey shall encompass the selected side of the road as well as the full width of Dunn Street itself. The survey will also include relevant surface and feature information at the downstream and upstream ends of the two crossing culverts.

#### C. PROJECT DESIGN

- 1. Project Limits are as described above in Project Description.
- 2. The CONSULTANT shall prepare preliminary plans and preliminary estimates of cost, which shall be in accordance with the accepted standards for such work and in accordance with the following documents in effect at the time the plans or reports are submitted: Chapter 7 (Plan Preparation) of the "INDOT LPA Guidance Document for Local Federal-Aid Projects" (latest revision), INDOT 3-R Design Standards, American Association of State Highway and Transportation Officials "A Policy on Geometric Design of Highways and Streets", Indiana Department of Transportation's Standard Specifications, Road and Bridge Memoranda and Road and Bridge Design Manuals except as modified by supplemental specifications and special provisions, if any.
- 3. The CONSULTANT shall perform drainage design for the project. Drainage design shall adhere to all local, state, and federal statutes and regulations, including but not limited to capacity design, stormwater detention, and stormwater quality. The design shall include all necessary elements to obtain drainage approval from CBU.
- 4. The CONSULTANT shall determine the need for Level 1 Design exceptions that will be required during the project development. All necessary documentation to request a formal Level 1 Design Exception shall be completed, plans and design calculations shall be prepared in accordance with the accepted standards for such work and in accordance with the following documents in effect at the time the Field Check Plans are distributed: "Indiana Department of Transportation Design Standards for 3R Projects", Indiana Department of Transportation's Standard Specifications, Road and Bridge Memoranda, except as modified by supplemental specifications and special provisions, if any.
- 4. Stage 1 Review Submission: The CONSULTANT shall complete 30% design plans, in accordance with the INDOT Design Manual, and submit to the OWNER and INDOT for review.
- 5. Preliminary Field Check Plans and Meeting: The CONSULTANT shall prepare necessary information and notices and conduct a Preliminary Field Check.
- 6. Stage 3 Review Submission: Following receipt of the public hearing certification, the CONSULTANT shall complete the final plans, special provisions (recurring and unique), final opinions of probable construction costs, and all other necessary documents, reports and calculations. The opinion of probable construction cost shall be prepared according to the current practices of the INDOT and shall include all items of work required for the complete construction of the work, including all temporary work necessary in connection therewith, but shall not include the cost of such items of work for which the LPA, through its own forces or through other party or parties will prepare detail plans. The unit prices to be used shall be in accordance with the methods used by INDOT. The CONSULTANT shall submit Stage 3 Review Submission to the LPA for review prior to submittal to INDOT for review and approval.
- 7. Final Tracings Package: Upon receipt of Stage 3 Review Submission review comments from INDOT, the CONSULTANT shall submit to the LPA and INDOT all required documentation for the Final Tracings Package Submission.
- 8. Bid Assistance: The CONSULTANT shall provide contract document and bid assistance to INDOT and the LPA, including review of INDOT's Contract Information Book and addressing contractor inquiries.

9. The CONSULTANT shall provide the design, the layout, and configuration of the path and other bicycle-pedestrian improvements for the entire length of the project route, including, if necessary, pavement, connections to existing trails and streets, street and drive crossings, concrete pads at existing bus stops, roadway curb and gutter, and related storm sewer improvements.
  10. The CONSULTANT shall provide the design, layout, plans and details for modular block retaining wall(s), if required.
  11. The CONSULTANT shall provide the design of all safety and traffic signs along the trail and at street crossings.
  12. The CONSULTANT shall provide design of curb ramps and crosswalks at all street crossings.
  13. The CONSULTANT shall perform a tree impact study and develop a tree replacement plan.
- D. The CONSULTANT shall provide project management and administration services, including the following:
1. Assist the LPA in updating the Quarterly Tracking Reports and attend and participate in the MPO Quarterly Tracking and Review meetings, primarily via conference call, providing timely and accurate federal aid project updates.
  2. Provide the LPA with documentation necessary for submission of vouchers to INDOT for reimbursement of services.
  3. Attend all such conferences with the officials of the LPA and other interested agencies as may be required in connection with the work.
  4. Coordinate with all sub-consultants for their respective elements of the project and their delivery schedules.
  5. Additional general data, including CAD files, shall be issued to associated parties, such as utilities and Contractors, at the mutual agreement of the CONSULTANT and the LPA. The CONSULTANT does not authorize or assume liability for any reuse of the documents or digital materials described in this section for any purpose other than this project and the specific use intended, unless adapted by and approved by the CONSULTANT.
- E. UTILITY COORDINATION SERVICES

#### UTILITY COORDINATION DESIGN PHASE

The CONSULTANT shall perform utility coordination which shall include the following in accordance with 105 IAC 13 "Utility Facility Relocation on Construction Contracts" for INDOT and federal-aid local projects:

1. Utility Coordination Project Management, project meetings, and monthly reports
2. Utility coordination for Environmental Documentation, and utility commitment resolution from environmental document commitment list
3. Perform IUPPS 811 Design Ticket and area research to determine utilities in the area of the project
4. Send out Initial Notice Letters for preliminary contact to all utilities, both public and private, to establish: a point of contact, the location of the utilities facilities within the field survey limits, and documentation of reimbursable property interests if any.
5. Send out Verification of Existing Facility Letters and plans to all utilities, review response information as they are obtained and update / coordinate the update of the project topographical information.
6. Notify utilities of the preliminary field check meeting and attend to discuss both locations of existing facilities shown on the plans and potential conflicts between the utilities and the proposed project.
7. Send out Conflict Analysis Letters to all utilities with revised plans and utility information based on responses from Verification of Existing Facilities and discussions at the Preliminary Field Check to verify any remaining conflicts with the proposed improvements for the project.
8. Send out Preliminary Final Plans, Requests for Work Plans Letters and Work Plan Documents to each utility. AutoCAD files will be prepared and sent to utilities upon request.

9. Review Utility Relocation Work Plans and Relocation Drawings for possible conflicts with the proposed improvements for the project, and for conflicts between additional utilities and their proposed relocations.
10. Coordinate a final utility coordination meeting if necessary to discuss utility relocations with all relevant utilities.
11. Prepare utility coordination certification, utility special provision, utility relocation Gantt chart for final submittals.
12. Prepare “no involvement” railroad coordination certification.
13. Issue all approved work plan letters to the utilities unless otherwise directed by the LPA or INDOT.

#### UTILITY COORDINATION CONSTRUCTION PHASE

The CONSULTANT shall perform utility coordination construction phase which shall include the following in accordance with 105 IAC 13 “Utility Facility Relocation on Construction Contracts” for INDOT and federal-aid local projects:

1. Draft and issue pre-construction and relocation Notice-To-Proceed letters to the utilities as necessary for the project unless otherwise directed by the LPA or INDOT.
2. Assist in coordination the completion of utility relocation dependency items by others (such as staking of the right-of-way, clearing, grubbing, etc.) with the parties performing the work to ensure it is completed in a timely fashion to allow utility relocations to be completed on time.
3. Send letters & communication follow-up during utility progress to monitor progress and schedules
4. Attend the project pre-construction meeting.
5. Attend field meetings and or utility related conference calls.
6. Remain available throughout construction as needed for unforeseen conditions.

#### SUBSURFACE UTILITY INVESTIGATION (SUE)

SUE shall be provided if required.

#### UTILITY RELOCATION STAKING

The CONSULTANT shall perform staking of the right-of-way, proposed structures, or other design items necessary for utilities to perform their relocation prior to the contract being let on an as needed basis.

#### FOLLOW-UP UTILITY SURVEY

The CONSULTANT shall re-submit Indiana 811 tickets to get existing utilities located throughout the project limits in specific areas of concern due for design and utility coordination purposes in the event that utility was not marked for original topographic survey, or additional information is needed, which requires additional site visits for survey collection. This work will be performed on an as needed basis.

#### F. ENVIRONMENTAL SERVICES:

The environmental services required to develop this project shall meet the National Environmental Policy Act of 1969 (NEPA) regulations and, as appropriate, latest versions of the NEPA and the Indiana Department of Transportation (INDOT) Decision Making Process, INDOT Procedural Manual for Preparing Environmental Documents, INDOT Categorical Exclusion Manual, and Chapter 8 of the INDOT LPA Process Guidance Document for Local Federal-Aid Projects.

The environmental document completed for this project will be coordinated, as required, with the Environmental Scoping Manager at the INDOT Seymour District, and as appropriate, the INDOT Office of Environmental Services, and the Federal Highway Administration. It is anticipated that a Categorical Exclusion Level 2 will be required. Therefore the scope and fee included in this agreement is for a CE-2.

The CONSULTANT shall provide the following services and environmental documentation:

1. Public Involvement:

- a. The CONSULTANT shall prepare and advertise a legal notice offering the public the opportunity to request a Public Hearing per Part I, Section IV, C, 5a of the INDOT PIPPM. If no requests are forthcoming prior to the established deadline date, the CONSULTANT shall obtain Public Involvement certification from the Public Hearings Section at INDOT prior to receiving final environmental document approval.
- b. If limited requests for a Public Hearing are received and it is determined by the CONSULTANT that the comments received could be adequately answered by meeting individually with those respondents, the CONSULTANT shall conduct individual meetings, either in-person or via telephone. All comments received will be answered and submitted to the INDOT Public Hearings Section for Public Involvement certification prior to receiving final environmental document approval.
- c. If a Public Hearing is required, or the LPA desires to hold a Public Hearing, the CONSULTANT shall prepare and advertise a legal notice per Part I, Section IV, C, 5c of the INDOT PIPPM, coordinate, prepare for and conduct a Public Hearing per Part I, Section VI, D, and prepare a Transcript and comment/response sheets. Subsequent to the requirements of the Public Hearing, the CONSULTANT shall obtain Public Involvement certification from the INDOT Public Hearings Section prior to receiving final environmental document approval.
2. Early coordination with various required local, state and federal agencies.
3. Project corridor impact evaluation including:
  - a. Waters Report and wetland determination/delineation
  - b. Threatened and endangered species review via IPaC
  - c. Karst, Sole Source Aquifers, Wellhead Protection Areas, Ground Water, Surface Water and Drinking Water reviews.
  - d. Floodplain review
  - e. Farmland review and completion of the Farmland Conversion Impact Rating form (NRCS-CPA-106) for corridor type projects.
  - f. Section 6(f) (Land and Water Conservation Fund) and Section 4(f) (public park and recreation land, wildlife and waterfowl refuges and historic properties) reviews.
  - g. Identification and recording of existing documentation regarding the criteria air pollutants and the conformity status of the project in addition to identifying additional requirements beyond conformity (hot spot analyses and mobile source air toxics analyses) that may be applicable.
  - h. Determination of the Regulatory Permits required for the project.
  - i. Environmental Justice determination.
4. Section 106 Consultation by including, as needed:
  - a. Historic Property Report
  - b. Coordination with Consulting Parties
  - c. Section 106 documentation, meetings, and the advertising of legal notices for a “No Adverse Effect” or an “Adverse Effect” finding pursuant to 36 CFR 800.11(e), (f), or (g) based upon results of the Historic Property Report and consultation with the State Historic Preservation Officer (SHPO), the Indiana Department of Transportation (INDOT) Cultural Resources Section (CRS) and other consulting parties. If needed, prepare a Memorandum of Agreement associated with the 36CFR 800.11(e) for an “Adverse Effect”.
  - d. Phase 1a Archaeological Reconnaissance.
  - e. Evaluation of Hazardous Materials and Regulated Substances.
  - f. Completion of a Red Flag Investigation.

Items not included in the above descriptions include the following:

1. Mitigation plans
2. Stream enhancement plans
3. Endangered species studies or reports beyond the minimum IPaC review of the Indiana bat and the northern long-eared bat.

4. Archaeological studies beyond Phase 1a reconnaissance.
5. Woody revegetation plan
6. Phase I or Phase II Environmental Site Assessment

#### G. ENVIRONMENTAL PERMITS

The CONSULTANT shall assist the LPA in submitting and obtaining water quality permits from the U.S. Army Corps of Engineers and IDEM, related to the two culverts crossing Dunn Street, if required.

The CONSULTANT shall assist the LPA in submitting and obtaining the IDEM Construction General Stormwater Permit (CSGP).

#### H. RIGHT-OF-WAY ENGINEERING

The CONSULTANT shall provide right-of-way engineering in accordance with the procedures and standards as indicated in the Indiana Department of Transportation, Land Acquisition Division, Right-of-Way Engineering Procedures Manual including the following:

1. Establish Right-of-Way required for acquisition as well as template for documentation; coordinate Right-of-Way efforts with client, design, and subconsultants.
2. Provide a documented title search (T&E Report) for up to 22 parcels, prepared by an abstractor as approved by the Indiana Department of Transportation.
3. Provide legal descriptions and land plats for up to 22 parcels. The descriptions shall be prepared and certified by an Indiana Professional Surveyor.
4. Prepare Right-of-Way Plans.

#### I. ON-CALL ADDITIONAL SERVICES

The CONSULTANT shall provide additional project development services if required and requested by LPA, summarized as follows:

1. Attend Pre-Construction Meeting
2. Review Shop Drawing Submittals
3. Perform Plan Revisions Related to Right-of-Way Acquisition Requests
4. Perform Design Assistance During Construction to Address Unforeseen Conditions

#### J. PUBLIC ENGAGEMENT

1. Conceptual Scoping Report Phase
  - a. The CONSULTANT shall facilitate a Public Information Meeting to gather public input and present optional alignments to the public. The CONSULTANT shall prepare visual materials for the meeting and deliver them to the LPA for review prior to the meeting. The general public and specific project-related stakeholders (identified by the LPA) will be invited to attend the meeting.
  - b. If requested by the LPA, the CONSULTANT shall facilitate a second Public Information Meeting to present the results of the scoping report to the public.
2. Project Design Phase
  - a. The CONSULTANT shall facilitate additional Public Information Meeting(s) to inform the public of project progress and any updates to the proposed improvements. These Public Information Meetings are separate from, and will not qualify as, NEPA Public Involvement Hearings.

K. GEOTECHNICAL INVESTIGATION

If, and only if, retaining walls are required, the CONSULTANT shall make or cause to be made a complete Geotechnical Investigation in accordance with "Requirements for Geotechnical Investigations" dated 1 November 1984. Copies of this document are on file with INDOT and the documents are incorporated herein by reference and is made a part hereof. Borings shall extend sufficiently in depth to obtain characteristic data for the proper design of foundations. In the event more extensive boring, sampling, and testing is needed, a supplemental agreement shall be executed to pay for the additional work. The Consultant shall backfill bore holes or cause to be backfilled in accordance with "Aquifer Protection Guidelines" dated December 9, 1987. A copy of the document is on file with the INDOT, Division of Materials and Tests, Geotechnical section.

## **APPENDIX "B"**

### **INFORMATION AND SERVICES TO BE FURNISHED BY THE LPA:**

The LPA shall furnish the CONSULTANT with the following:

- A. Assist the CONSULTANT in obtaining property owner information, deeds, plans of adjacent developments, section corner information, and any other pertinent information necessary to perform work under this Contract.
- B. Criteria for design and details for signs, signals, highways and structures such as grades, curves, sight distances, clearances, design loadings, etc.
- C. Specifications and standard drawings applicable to the project.
- D. Plans of existing structures and roads within the project limits, if available.
- E. All written views pertinent to the project that are received by the LPA.
- F. Actual relocation and land acquisition costs.
- G. Available data from the transportation planning process.
- H. Utility plans available to the LPA covering utility facilities throughout the affected areas.
- I. Guarantee access to enter upon public and private lands as required for the CONSULTANT under this Contract.
- J. All legal services as may be required for development of the project.
- K. Determining and obtaining locations/time/dates for all public meetings and/or hearings.



**APPENDIX "C"****SCHEDULE:**

No work under this Contract shall be performed by the CONSULTANT until the CONSULTANT receives a written notice to proceed from the LPA. At the time of the execution of this Contract, project letting is scheduled for September 15, 2027.

All work by the CONSULTANT under this Contract shall be completed and delivered to the LPA for review and approval by the approximate dates shown in the following submission schedule assuming Notice to Proceed Date for the Conceptual Scoping Report of January 15, 2025:

Conceptual Scoping Report	March 1, 2025
Topographic Survey Complete	May 15, 2025
Preliminary Field Check submission and conduct Field Check	August 1, 2025
RW Engineering Complete	November 1, 2025
Draft Environmental Document submitted to INDOT	March 1, 2026
Final Environmental Document approval from INDOT	September 1, 2026
Stage 3 Plan Submittal to INDOT	December 15, 2026
Final Tracing Plan Submittal to INDOT	May 24, 2027

**APPENDIX "D"****COMPENSATION:****A. Amount of Payment**

1. The CONSULTANT shall receive as payment for the services performed under this Contract, as identified in Items 2 through 5 below, the total fee not to exceed \$659,417.00 unless a modification of the Contract is approved in writing by the LPA.

2. The CONSULTANT will be paid for the Design Work performed under this Contract on a lump sum basis in accordance with the following schedule:

a. Conceptual Scoping Report	\$ 14,200.00
b. Topographic Survey	\$ 55,100.00
c. Path Design	\$ 237,000.00
d. Drainage Design	\$ 32,000.00
e. Retaining Wall Design (if needed)	\$ 12,500.00
f. Project Management & Administration	\$ 16,000.00
g. Utility Coordination and Certification	\$ 19,000.00

**Total Lump Sum                   \$ 385,800.00**

3. The CONSULTANT will be paid for the Environmental Services performed under this Contract on a lump sum basis in accordance with the following schedule:

h. Environmental Document (CE-2)	\$ 40,500.00
i. Historic Properties MPPA	\$ 15,920.00
j. Full Section 106 Coordination (if needed add'l)	\$ 11,802.00
k. Phase Ia Archaeological Field Reconnaissance	\$ 4,775.00
l. IDEM 401/Corps 404 Permits (if needed)	\$ 10,300.00
m. IDEM CSGP	\$ 7,600.00

**Total Environmental Services   \$ 90,897.00**

4. The CONSULTANT will be paid for the Right-of-Way Engineering services performed under this Contract in accordance with the following schedule:

	<u>Quantity</u>	<u>Unit Price</u>	<u>Total</u>
a. T&E Reports	22 Tax Parcels	\$700.00	\$15,400.00
b. Legal Descriptions and Land Plats	22 Parcels	\$2,100.00	\$46,200.00
c. Property Line Determination and R/W Engineering Oversight			\$11,600.00
d. Right-of-Way Plans			\$7,490.00
e. Right-of-Way Staking			\$4,630.00

**Total Right-of-Way Services   \$ 85,320.00**

5. The LPA agrees to compensate the CONSULTANT for Additional Services as needed on the basis of actual hours of work performed on the project at the hourly billing rates noted in APPENDIX "D-1" plus subconsultant costs. The Hourly Billing Rates include overhead and profit. The CONSULTANT will be paid for the following work under additional services in accordance with the following schedule:
 

a. Potential on-call additional services required:	\$ 12,000.00
1. Pre-Construction Meeting	
2. Shop Drawing Reviews	
3. Revisions to Contract Documents related to Right-of-Way Acquisition	
4. Consultation during construction for unforeseen conditions	
b. Public Engagement & Information Meetings	\$ 10,000.00
c. NEPA Public Involvement Hearing	\$ 14,700.00
d. Follow Up Survey for Utilities	\$ 7,500.00
e. Subsurface Utility Engineering (SUE)	\$ 26,000.00
f. Utility Coordination – Construction Phase	\$ 7,200.00
g. Geotechnical Investigation	<u>\$ 20,000.00</u>
<b>Total On-Call Services</b>	<b>\$ 97,400.00</b>
6. The CONSULTANT shall not be paid for any service performed by the LPA or services not required to develop this project. Costs for routine photocopy and paper reproduction, cellular phone costs, pager costs and computer time costs will not be paid as a reimbursable but is to be included in the above fees and overhead costs.

**B. Method of Payment:**

1. The CONSULTANT may submit a maximum of one invoice voucher per calendar month for work covered under this Contract. The invoice voucher shall be submitted to the LPA. The invoice voucher shall represent the value, to the LPA, of the partially completed work as of the date of the invoice voucher. The CONSULTANT shall attach thereto a summary of each pay item in Section A of this Appendix, percentage completed and prior payments in a form acceptable to the LPA.
2. The LPA for and in consideration of the rendering of the engineering services provided for in Appendix "A", agrees to pay the CONSULTANT for rendering such services the fee established above upon completion of the work thereunder, acceptance thereof by the LPA and upon the CONSULTANT submitting an invoice as described above.
3. In the event of a substantial change in the scope, character or complexity of the work on the project, the maximum fee payable and the specified fee shall be adjusted in accordance with Item VI.6 (Changes in Work), as set out in this Contract.

**APPENDIX “D-1”****SCHEDULE OF COMPENSATION****BUTLER, FAIRMAN and SEUFERT, INC.****2025 HOURLY RATE SCHEDULE**

<u>Classification</u>		<u>Hourly Rates</u>
E-V	Engineer V	\$ 260.50
E-IV	Engineer IV	\$ 225.27
E-III	Engineer III	\$ 196.72
E-II	Engineer II	\$ 149.61
E-I	Engineer I	\$ 113.29
FP-V	Field Personnel V – (Project Coordinator)	\$ 252.52
FP-IV	Field Personnel IV	\$ 188.50
FP-III	Field Personnel III	\$ 144.77
FP-II	Field Personnel II	\$ 121.44
FP-I	Field Personnel I	\$ 94.44
EA-III	Engineer’s Assistant III	\$ 196.71
EA-II	Engineer’s Assistant II	\$ 172.20
EA-I	Engineer’s Assistant I	\$ 105.77
SP-1	Support Personnel I	\$ 72.96
C-II	Clerical II	\$ 155.75
C-I	Clerical I	\$ 92.44
P-III	Planner/Environmental Specialist III	\$ 157.72
P-II	Planner/Environmental Specialist II	\$ 120.54
P-I	Planner/Environmental Specialist I	\$ 102.85
EI-1	Engineer Intern I	\$ 72.67

The billing rates are based on Overhead Rate of 1.8921, and Profit of 10%, and are effective January 2025. Rates may be adjusted annually (beginning January 2026) to reflect changes in the raw rate compensation payable to the **ENGINEER**.



## Board of Public Works

### Staff Report

---

**Project/Event:** Request for acceptance of Public Improvements for Atlas on 17<sup>th</sup> Subdivision

**Petitioner/Representative:** Jeff Cepela – Trinitas Construction IUB-17 LLC

**Staff Representative:** [Maria McCormick](#)

**Date:** March 25, 2025

---

#### Report:

The petitioner is requesting the board accept the Public Improvements that were required as part of the plat subdivision for the Atlas on 17<sup>th</sup> Subdivision and move this project into the 2-year maintenance bond period. All Public Improvements have been inspected and approved by the required city departments.

The Public Improvements to be accepted include the following:

New Right-of-Way –


7.05 acres of right-of-way		Total value \$2,276,035.53
Englewood Dr.	60' wide ROW	447.83 LF
Aurora Dr.	65'-50' wide ROW	431.83 LF
Redlands Dr.	55' wide ROW	258.55 LF
Telluride St.	64' wide ROW	1910.25 LF
Breckenridge Rd.	50' wide ROW	1395.58 LF
Alley #1	18' wide ROW	465 LF
Alley #2	12' wide ROW	438.5 LF

#### Public Improvement Infrastructure

5052.20 LF of new roadway	value \$ 866,088.92
2272.75 LF of new multi-use path 10'	value \$ 125,325.23
6474 LF of new 5' sidewalks (52 curb ramps)	value \$ 408,004.19
Street trees (239)/grass seed	value \$ 257,207.42
New Storm Sewer	value \$ 483,443.23
New Sanitary Sewer	value \$ 451,682.22
Domestic Water Service	value \$ 525,635.38
Total value of Infrastructure	\$ 3,119,386.59

Total value of all Public improvements to be accepted \$ 5,395,422.12

The maintenance bond for this project shall be in the amount of \$203,190.12 (BMC 20.06.060(c)(iii)(3)(f)) and remain in force until March 25, 2027. The original bond for this project will be released 30 days after the acceptance of the Public improvements and acceptance and receipt of the maintenance bond. (BMC BMC 20.06.060(c)(iii)(9)).



**City of Bloomington  
Engineering Department**

**Certificate of Final Acceptance  
Atlas on 17<sup>th</sup> Subdivision**

WHEREAS, the completed public improvements within the public right-of-way do appear to comply with the design standards of Chapter 20.05.050, Subdivision Design Standards of the Bloomington Municipal Code, and do appear to have been constructed in accordance with the City of Bloomington Planning and Transportation Department and Engineering Department requirements; and

WHEREAS, the completed public improvements within the public right-of-way appear to have been installed in accordance with the approved plans; and

WHEREAS, a performance surety in an amount equal to the greater of 5% of the original surety or \$10,000.00 or as determined by the Transportation and Traffic Engineer shall be maintained for two years from 30 days after the date of the certificate of final acceptance is approved; and

NOW, THEREFORE, upon the recommendation of the Planning and Transportation Department and Engineering Department, the public improvements within the public right-of-way are hereby accepted by the City of Bloomington Board of Public Works.

Signature: \_\_\_\_\_

Date: \_\_\_\_\_

Printed Name: Kyla Cox Deckard

Title: Board President

Signature: \_\_\_\_\_

Date: \_\_\_\_\_

Printed Name: Elizabeth Karon

Title: Board Vice President

Signature: \_\_\_\_\_

Date: \_\_\_\_\_

Printed Name: James Roach

Title: Board Secretary

In accordance with Bloomington Municipal Code 20.06.060 and 20.05.050



**City of Bloomington  
Engineering Department**

**CERTIFICATE OF FINAL ACCEPTANCE – INSPECTION AND RECOMMENDATION**

Project: Atlas on 17<sup>th</sup> Subdivision

**INSPECTION**

Signing of this portion of this form shall certify that the public improvements within the public right-of-way contained in this project have been visually inspected by representatives of the City of Bloomington Planning and Transportation and Engineering Department, that the public improvements within the public right-of-way appear to have been installed in accordance with appropriate specifications, and that aforementioned representatives take no exception with the installation. Additional inspection reports may be included with this document. A two (2) year performance surety for the public improvements shall be in effect and shall not terminate until a period of two (2) years after the certificate of final acceptance is approved.

**RECOMMENDATION**

- ☒ Acceptance of Public Improvements by City of Bloomington Board of Public Works and Release of Performance Surety. (Notwithstanding any partial release of the performance bond or letter of credit, the city requires a maintenance bond to remain in effect for a period of two (2) years after the certificate of final acceptance is approved. The maintenance bond shall be in the amount of five percent (5%) of the original performance bond, or \$10,000.00, whichever is greater, or as determined by the Transportation and Traffic Engineer.)
- ☐ Extension of Performance Surety. (Attach a list of deficiencies including a timeline for remediation.)
- ☐ Declaration that Performance Surety is in Default.

Development Services Representative:

Signature: [Signature]

Date: March 20, 2025

Printed Name: Eric Greulich

Title: Development Services Manager

Engineering Department Representative:

Signature: [Signature]

Date: March 20, 2025

Printed Name: Maria McCormick

Title: Public Improvement Manager

In accordance with Bloomington Municipal Code 20.06.060 and 20.05.050





**City of Bloomington  
Planning and Transportation Department**

**Certificate of Final Acceptance - Application**

Application:

Public Improvement Project Location (Name on plat): Atlas on 17th

Public Improvement Project Description: New Subdivision

Developer: IN-IUB 17 Holdings LLC

General Contractor: Trinitas Construction IUB-17 LLC

Relevant Instrument Number(s): 2023006356

Date of Substantial Completion of Public Improvement Project: 08/15/2023

Applicant's Name: Jeff Cepela

Applicant's Title: Senior Project Manager / Authorized Representative

Applicant's Agency: Trinitas Construction IUB-17 LLC

Date of Application for Final Acceptance: 01/22/2024

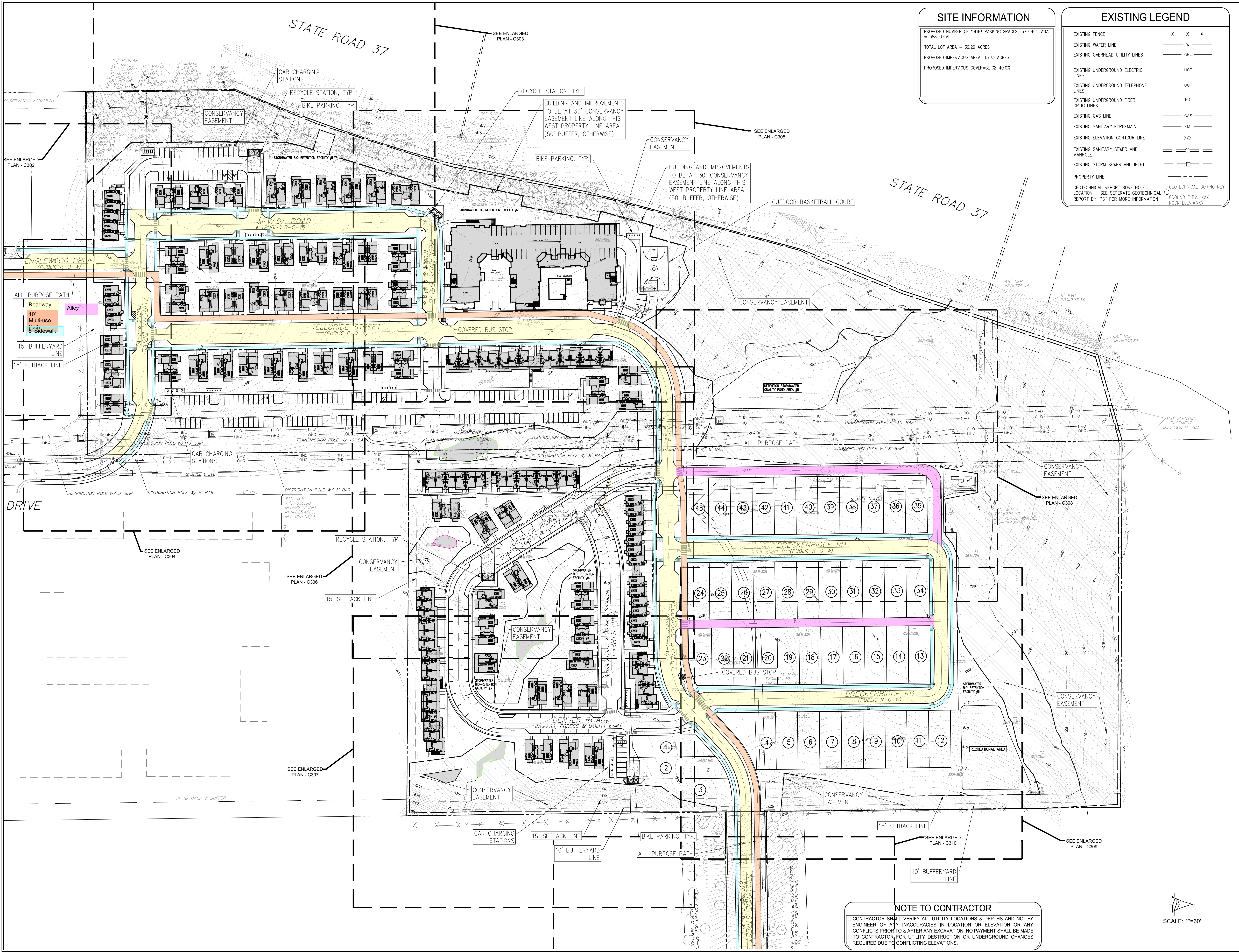
By signing below, the Applicant does hereby certify that as of the above Date of Application for Final Acceptance, the said Project meets all of the requirements for Final Acceptance according to Bloomington Municipal Code. The applicant further certifies that the completed public improvements: are in compliance with the design standards of Chapter 20.07, Design Standards of Bloomington Municipal Code; have been constructed in accordance with City of Bloomington Planning and Transportation Department requirements; and have been installed in accordance with the approved plans.

  
\_\_\_\_\_  
Applicant's Signature

01/22/2024

Date





**SITE INFORMATION**

PROPOSED NUMBER OF \*SITE\* PARKING SPACES: 379 + 9 ADA = 388 TOTAL

TOTAL LOT AREA = 39.29 ACRES

PROPOSED IMPERVIOUS AREA: 15.73 ACRES

PROPOSED IMPERVIOUS COVERAGE %: 40.0%

**EXISTING LEGEND**

EXISTING FENCE	---
EXISTING WATER LINE	---
EXISTING OVERHEAD UTILITY LINES	---
EXISTING UNDERGROUND ELECTRIC LINES	---
EXISTING UNDERGROUND TELEPHONE LINES	---
EXISTING UNDERGROUND FIBER OPTIC LINES	---
EXISTING GAS LINE	---
EXISTING SANITARY FORCEMAIN	---
EXISTING ELEVATION CONTOUR LINE	---
EXISTING SANITARY SEWER AND MANHOLE	---
EXISTING STORM SEWER AND INLET	---
PROPERTY LINE	---
GEOTECHNICAL REPORT BORE HOLE LOCATION - SEE SEPARATE GEOTECHNICAL REPORT BY "PSI" FOR MORE INFORMATION	---

GEOTECHNICAL BORING KEY  
GROUND ELEV.=XXX  
ROCK ELEV.=XXX

**OWNER**

**TRINITAS**

**ARCHITECTURE**  
CIVIL ENGINEERING  
PLANNING

**BYNUM FANTO & ASSOCIATES, INC.**  
528 north walnut street  
(812) 332-8030

**PROJECT:**  
WEST 17TH STREET  
PLANNED UNIT  
DEVELOPMENT  
BLOOMINGTON, INDIANA

**SCOPE DRAWINGS:**  
These drawings indicate the general scope of the project as shown on the site plan. The drawings are not to be used for construction purposes. The drawings are not to be used for construction purposes. The drawings are not to be used for construction purposes.

**REVISIONS:**

ISSUE DATE	DRAWN BY	CHECKED BY
09/22/2020	DJB	JSF

**DRAWING TITLE:**  
OVERALL  
PROPOSED SITE  
PLAN

**CERTIFIED BY:**  
JEFFREY S. FANTO  
No. 60018283  
STATE OF INDIANA  
PROFESSIONAL ENGINEER  
09-22-20

**DRAWING NUMBER**  
C301

**PROJECT NUMBER**  
401334

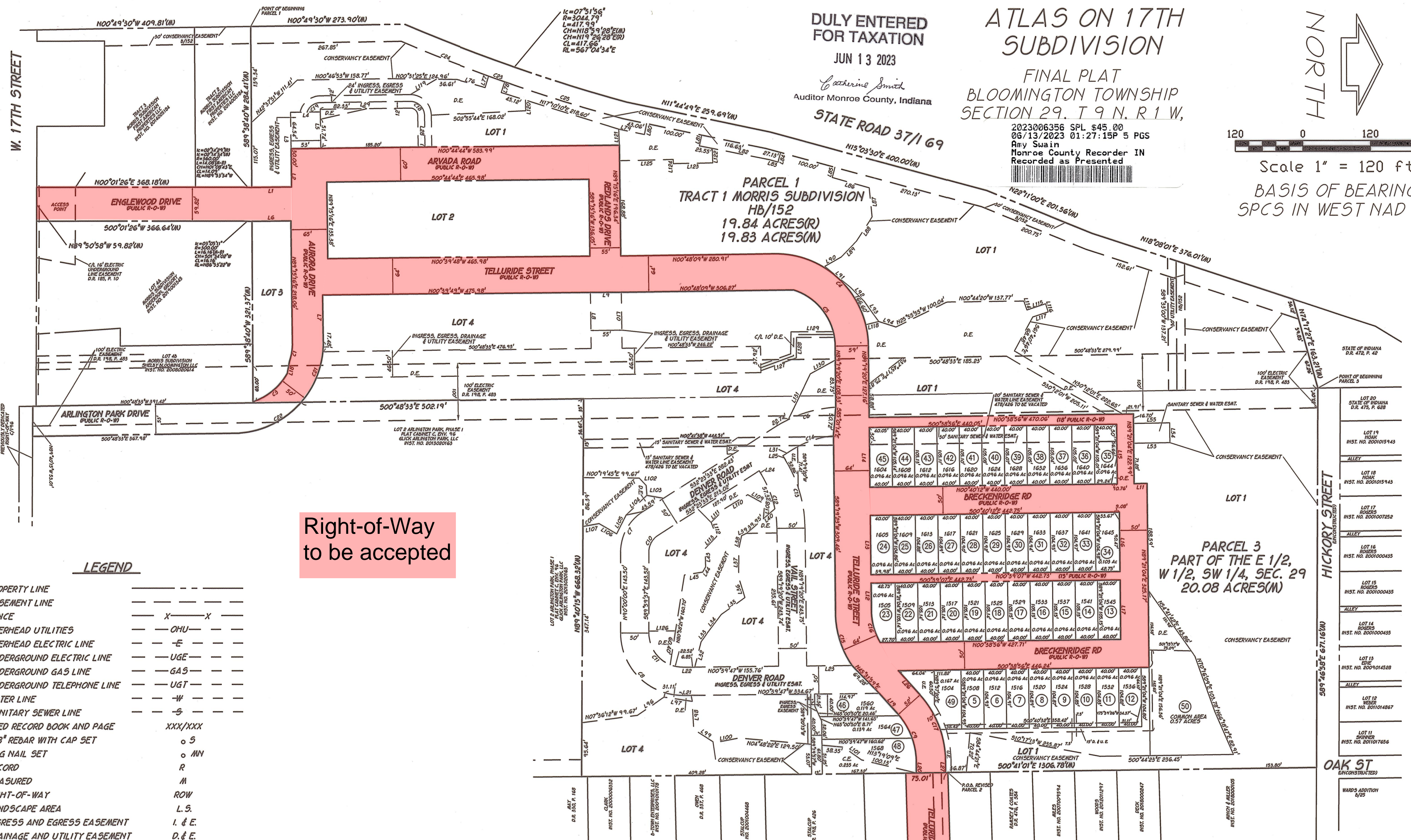



DULY ENTERED  
FOR TAXATION

JUN 13 2023

Catherine Smith  
Auditor Monroe County, IndianaATLAS ON 17TH  
SUBDIVISIONFINAL PLAT  
BLOOMINGTON TOWNSHIP  
SECTION 29, T 9 N. R 1 W,2023006356 SPL \$45.00  
06/13/2023 01:27:15P 5 PGS  
Amy Swain  
Monroe County Recorder IN  
Recorded as Presented

120 0 120 240

Scale 1" = 120 ft  
BASIS OF BEARING  
SPCS IN WEST NAD 83

PROPERTY LINE	---
EASEMENT LINE	---
FENCE	-X-X-
OVERHEAD UTILITIES	-OHU-
OVERHEAD ELECTRIC LINE	-E-
UNDERGROUND ELECTRIC LINE	-UGE-
UNDERGROUND GAS LINE	-GAS-
UNDERGROUND TELEPHONE LINE	-UGT-
WATER LINE	-W-
SANITARY SEWER LINE	-S-
DEED RECORD BOOK AND PAGE	XXX/XXX
5/8" REBAR WITH CAP SET	o S
MAG NAIL SET	o MN
RECORD	R
MEASURED	M
RIGHT-OF-WAY	ROW
LANDSCAPE AREA	L.S.
INGRESS AND EGRESS EASEMENT	I. & E.
DRAINAGE AND UTILITY EASEMENT	D. & E.

The real estate described on this plat shall be and is hereby subject to the terms and conditions of the Facilities Maintenance Plan, per Instrument Number 2023006210.

I affirm under penalties of perjury, that I have taken reasonable care to redact each social security number in this document, unless required by law.

Charles D. Graham

This instrument prepared by Charles D. Graham

According to Flood Insurance Rate Map (FIRM) Community-Panel Number: 18105C 0141D, Map Revised: December 17, 2010 subject Property is not located in a floodplain.

Source: FEMA

PARCEL 2  
PART OF THE E 1/2,  
SW 1/4, SEC. 29  
0.78 ACRES(M)

ATLAS ON 17TH  
SUBDIVISION  
SHEET 1 OF 5  
JOB NO. 401334





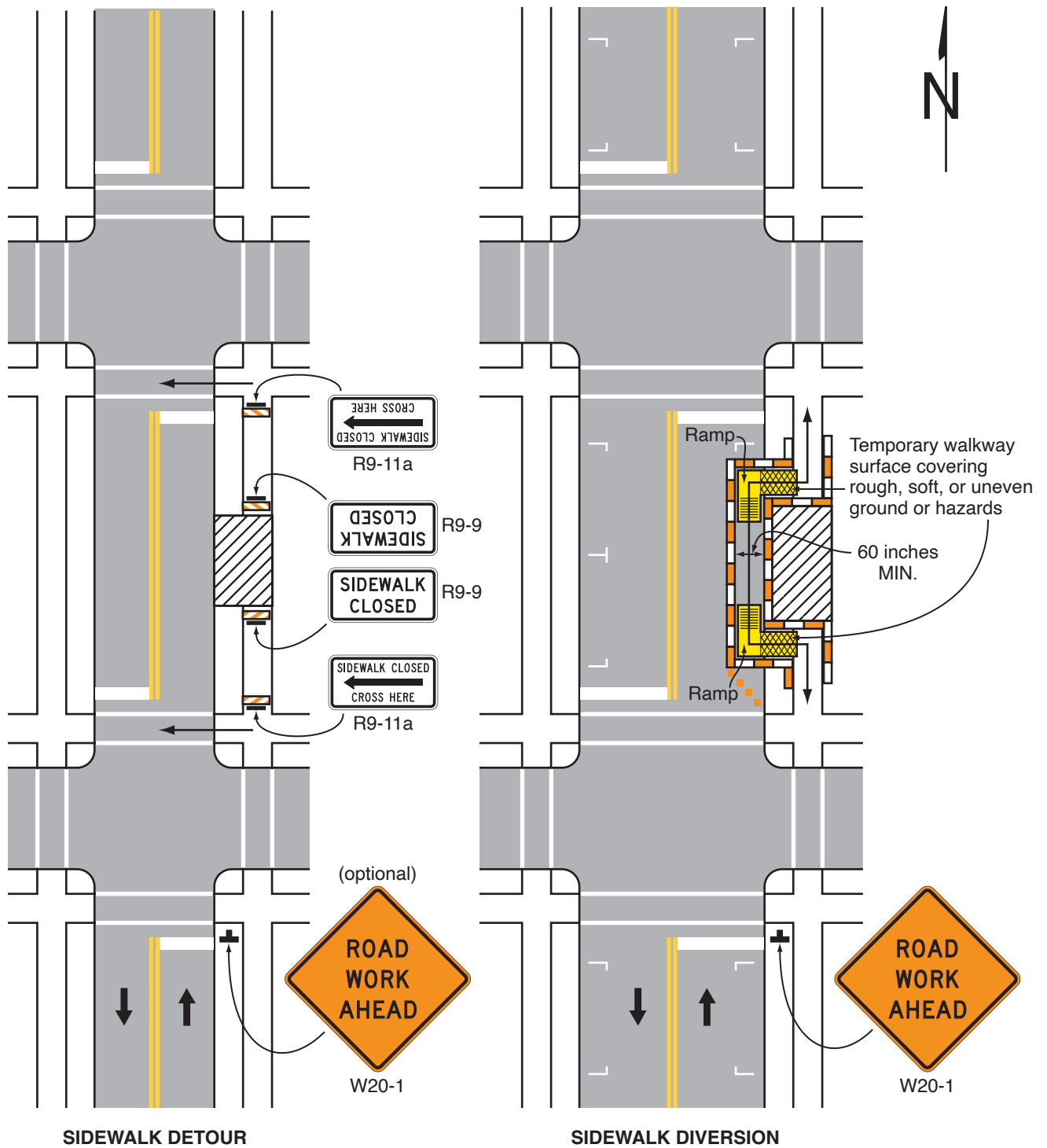
## Board of Public Works Staff Report

---

<b>Project/Event:</b>	Lane and Sidewalk Closure Request from AT&T
<b>Staff Representative:</b>	Alex Gray
<b>Petitioner/Representative:</b>	Kimberly Barkes, AT&T
<b>Date:</b>	March 25 <sup>th</sup> , 2025

---

**Report:** Lineal Contracting will be performing underground fiber installation for AT&T along W Bloomfield Rd, S Landmark Ave, W Ross Ln, S Timothy Ct, and W Allen St and are requesting lane and sidewalk closures to assist in their work. The work is anticipated to occur between 3/31/25 and 6/30/25 with work on each road taking approximately 3 days to complete that section.

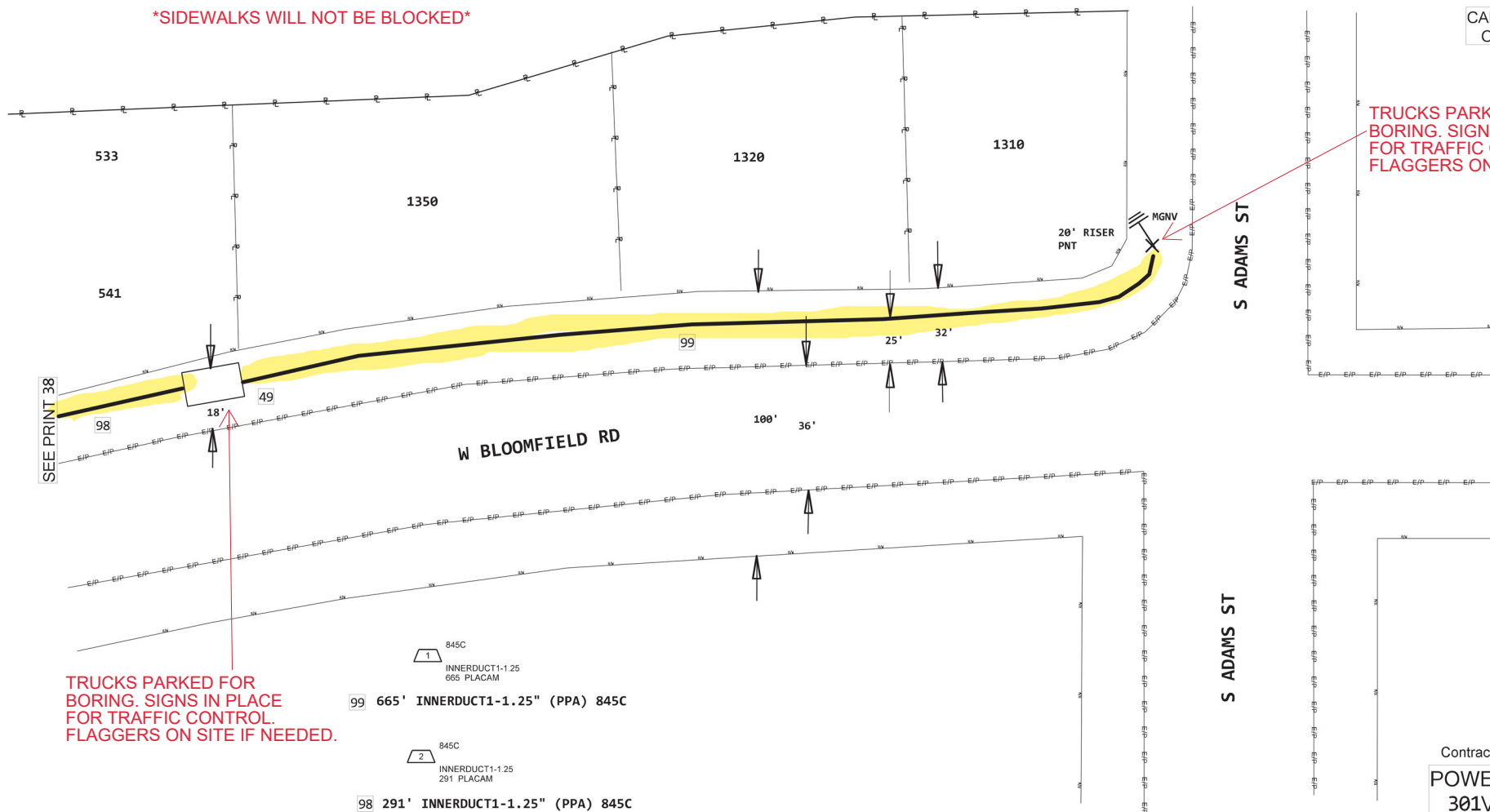
**Figure 6P-28. Sidewalk Detour or Diversion (TA-28)****Typical Application 28**

Note: See Table 6P-2 for the meanings of the symbols used in this figure.

\*SIDEWALKS WILL NOT BE BLOCKED\*

CABLE SHOWN  
ON PRINT 7

TRUCKS PARKED FOR  
BORING. SIGNS IN PLACE  
FOR TRAFFIC CONTROL.  
FLAGGERS ON SITE IF NEEDED.



TRUCKS PARKED FOR  
BORING. SIGNS IN PLACE  
FOR TRAFFIC CONTROL.  
FLAGGERS ON SITE IF NEEDED.

845C  
1  
INNERDUCT1-1.25  
665 PLACAM  
99 665' INNERDUCT1-1.25" (PPA) 845C

845C  
2  
INNERDUCT1-1.25  
291 PLACAM  
98 291' INNERDUCT1-1.25" (PPA) 845C

49 HH1350  
HH-30X48X36 (2018) 4C  
30 X 48 X 36 = 51840

Contractor Name: UNDC

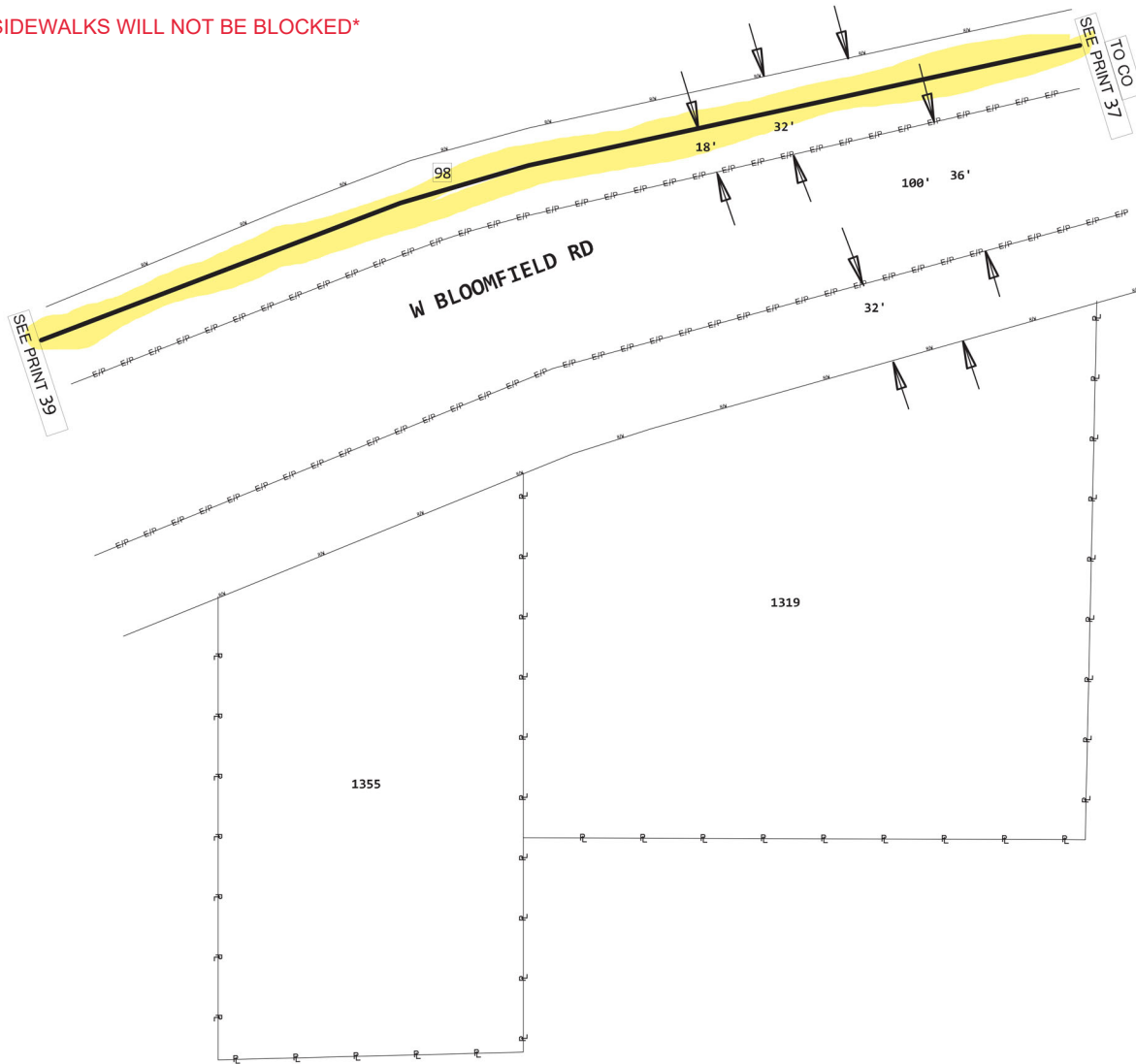
POWER BETWEEN  
301V AND 15KV

THIS PROJECT REQUIRES  
COORDINATION WITH  
UT:A054LZB

PROJECT # <b>A02EDEV</b>		DATE SVC REQ'D 09/30/2025
NPANNX 812332	GEO LOC N33171	CLLI bltnin01
PRIMARY ENGR.: HIBBERT, NICHOLAS		
ENGR. ID: NH4074	PERMIT REQ'D. Y	
PHONE #: 812-334-4585	PRINT 37 OF 50	

\*SIDEWALKS WILL NOT BE BLOCKED\*

CABLE SHOWN  
ON PRINT 9



Contractor Name: UNDC

POWER BETWEEN  
301V AND 15KV

THIS PROJECT REQUIRES  
COORDINATION WITH  
UT:A054LZB

PROJECT # <b>A02EDEV</b>		DATE SVC REQ'D 09/30/2025
NPANNX 812332	GEO LOC N33171	CLLI bltnin01
PRIMARY ENGR.: HIBBERT, NICHOLAS		
ENGR. ID: NH4074	PERMIT REQ'D.	Y
PHONE #: 812-334-4585	PRINT 38 OF 50	

\*SIDEWALKS WILL NOT BE BLOCKED\*

CABLE SHOWN  
ON PRINT 10

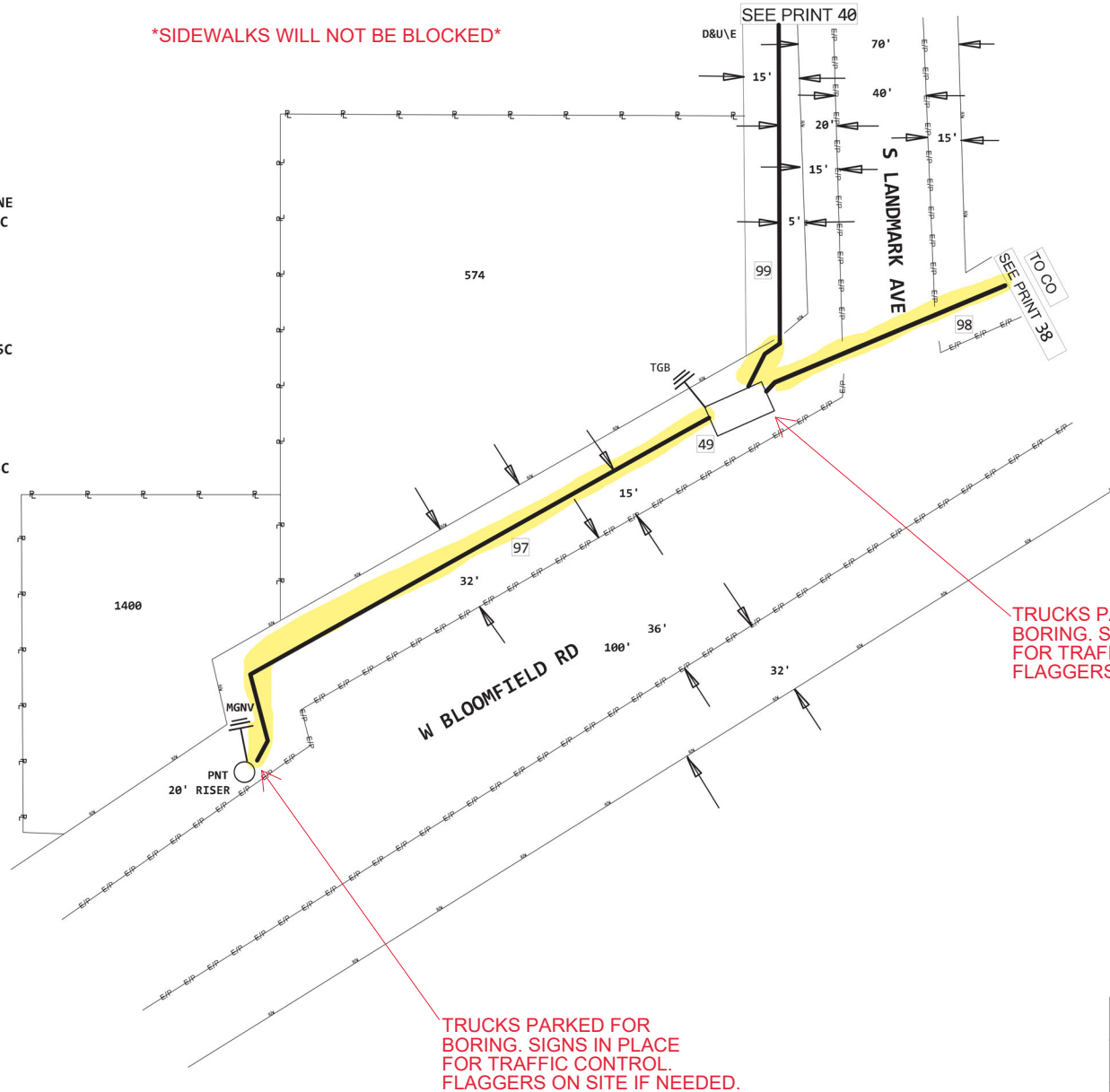
4

845C  
1  
INNERDUCT1-1.25  
760 PLACAM  
PINPOINT DURALINE  
99 760' INNERDUCT1-1.25" (PPA) 845C

PRINT 37  
2  
98 291' INNERDUCT1-1.25" (PPA) 845C

845C  
2  
INNERDUCT1-1.25  
386 PLACAM  
97 386' INNERDUCT1-1.25" (PPA) 845C

49 HH1  
INV (1998) 4C  
2.5 X 4 X 3 = 30



TRUCKS PARKED FOR  
BORING. SIGNS IN PLACE  
FOR TRAFFIC CONTROL.  
FLAGGERS ON SITE IF NEEDED.

TRUCKS PARKED FOR  
BORING. SIGNS IN PLACE  
FOR TRAFFIC CONTROL.  
FLAGGERS ON SITE IF NEEDED.

Contractor Name: UNDC

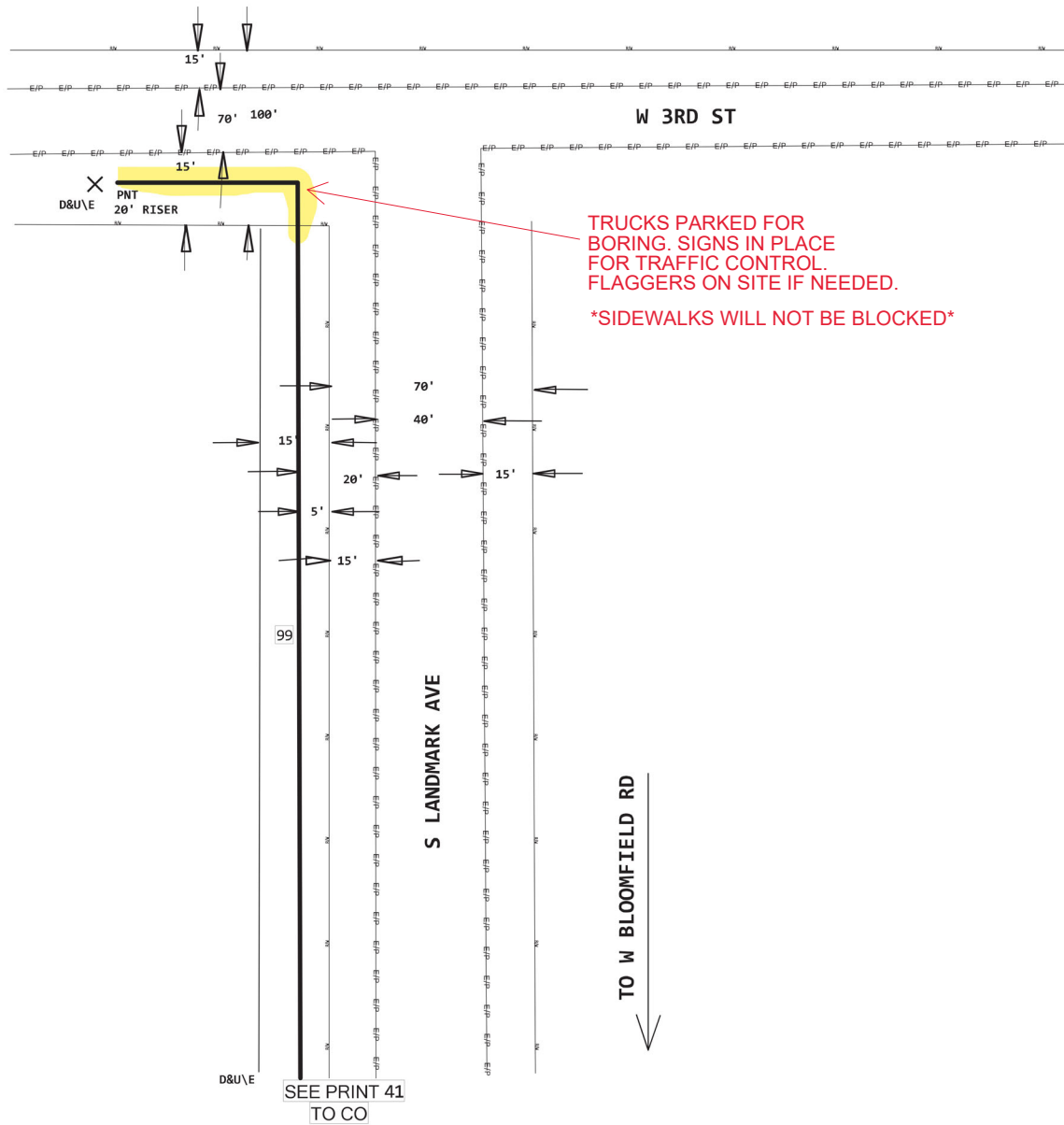
POWER BETWEEN  
301V AND 15KV

THIS PROJECT REQUIRES  
COORDINATION WITH  
UT:A054LZB

PROJECT # <b>A02EDEV</b>		DATE SVC REQ'D 09/30/2025
NPANNX 812332	GEO LOC N33171	CLLI bltnin01
PRIMARY ENGR.: HIBBERT, NICHOLAS		
ENGR. ID: NH4074	PERMIT REQ'D.	Y
PHONE #: 812-334-4585	PRINT 39 OF 50	



CABLE SHOWN  
ON PRINT 16



PRINT 41

99 800' INNERDUCT1-1.25" (PPA) 845C

Contractor Name: UNDC

POWER BETWEEN  
301V AND 15KV

THIS PROJECT REQUIRES  
COORDINATION WITH  
UT:A054LZB

PROJECT # <b>A02EDEV</b>		DATE SVC REQ'D 09/30/2025
NPANNX 812332	GEO LOC N33171	CLLI bltnin01
PRIMARY ENGR.: HIBBERT, NICHOLAS		
ENGR. ID: NH4074	PERMIT REQ'D.	Y
PHONE #: 812-334-4585	PRINT 42 OF 50	

CABLE SHOWN  
ON PRINT 25

4

48 F2032  
HH-13X19X12 (PPA) 4C  
1 X 1.5 X 1 = 1.5

49 R2004  
HH-13X19X12 (PPA) 4C  
1 X 1.5 X 1 = 1.5

4C  
1 HH-13X19X12  
2 PLAC

47 F2031  
HH-9X12 (PPA) 8645C  
.75 X 1 X 1 = .75

8645C  
2 HH-9X12  
2 PLAC

46 R901  
HH-9X12 (PPA) 8645C  
.75 X 1 X 1 = .75

4C  
5 INNERDUCT1-3  
128 PLACAM

99 128' INNERDUCT1-3" (PPA) 4C

4C  
6 INNERDUCT1-2"  
158 PLACAM

98 158' INNERDUCT1-2" (PPA) 4C

4C  
7 INNERDUCT1-2"  
130 PLACAM

97 130' INNERDUCT1-2" (PPA) 4C

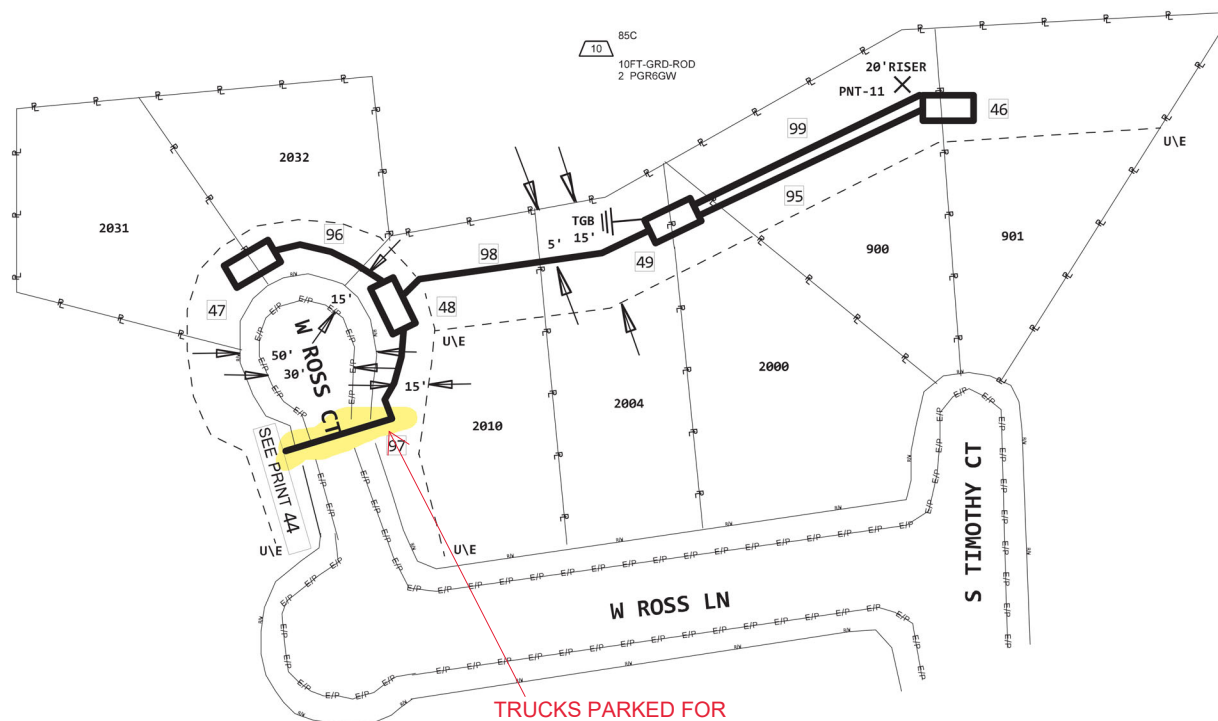
8645C  
8 INNERDUCT1-1.25"  
50 PLACAM

PINPOINT DURALINE

96 50' INNERDUCT1-1.25" (PPA) 8645C

8645C  
9 INNERDUCT1-1.25"  
128 PLACAM

95 128' INNERDUCT1-1.25" (PPA) 8645C



TRUCKS PARKED FOR  
BORING. SIGNS IN PLACE  
FOR TRAFFIC CONTROL.  
FLAGGERS ON SITE IF NEEDED.

\*SIDEWALKS WILL NOT BE BLOCKED\*

Contractor Name: UNDC

POWER BETWEEN  
301V AND 15KV

THIS PROJECT REQUIRES  
COORDINATION WITH  
UT:A054LZB

PROJECT # <b>A02EDEV</b>		DATE SVC REQ'D 09/30/2025
NPANNX 812332	GEO LOC N33171	CLLI bltnin01
PRIMARY ENGR.: HIBBERT, NICHOLAS		
ENGR. ID: NH4074	PERMIT REQ'D.	Y
PHONE #: 812-334-4585	PRINT 43 OF 50	

\*SIDEWALKS WILL NOT BE BLOCKED\*

CABLE SHOWN  
ON PRINT 26

49 F2023  
HH-13X19X12 ( PPA ) 4C  
1 X 1.5 X 1 = 1.5

4C  
HH-13X19X12  
3 PLAC

48 F2003  
HH-13X19X12 ( PPA ) 4C  
1 X 1.5 X 1 = 1.5

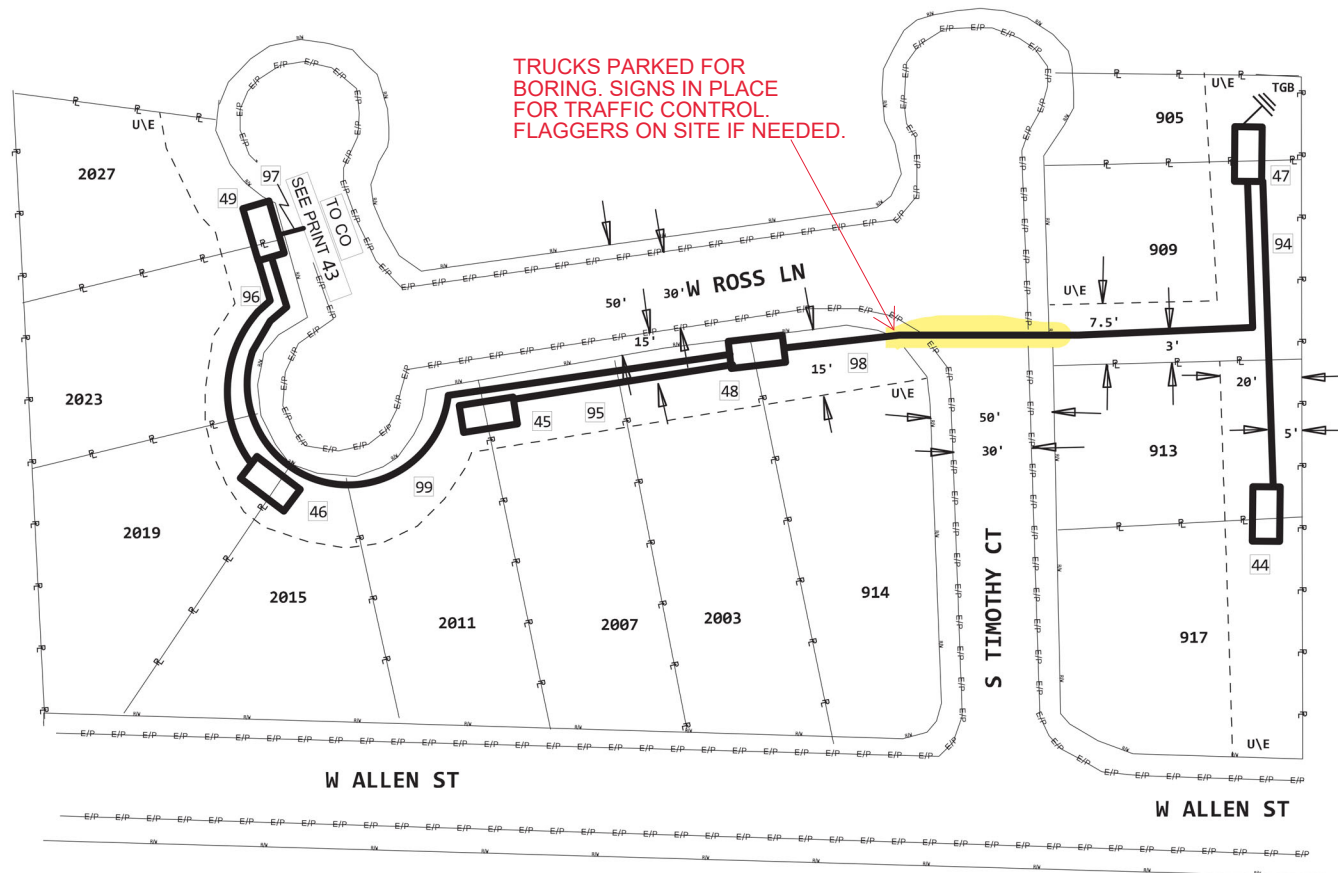
47 F909  
HH-13X19X12 ( PPA ) 4C  
1 X 1.5 X 1 = 1.5

46 F2019  
HH-9X12 ( PPA ) 8645C  
.75 X 1 X 1 = .75

45 F2007  
HH-9X12 ( PPA ) 8645C  
.75 X 1 X 1 = 7.5

44 F913  
HH-9X12 ( PPA ) 8645C  
.75 X 1 X 1 = 7.5

8645C  
HH-9X12  
3 PLAC



TRUCKS PARKED FOR  
BORING. SIGNS IN PLACE  
FOR TRAFFIC CONTROL.  
FLAGGERS ON SITE IF NEEDED.

85C  
10FT-GRD-ROD  
2 PGR5GW

4C  
INNERDUCT1-2"  
340 PLACAM

99 340' INNERDUCT1-2" (PPA) 4C

4C  
INNERDUCT1-2"  
312 PLACAM

98 312' INNERDUCT1-2" (PPA) 4C

PRINT 43  
97 130' INNERDUCT1-2" (PPA) 4C

8645C  
INNERDUCT1-1.25  
110 PLACAM

96 110' INNERDUCT1-1.25" (PPA) 8645C

8645C  
INNERDUCT1-1.25  
120 PLACAM

95 120' INNERDUCT1-1.25" (PPA) 8645C

8645C  
INNERDUCT1-1.25  
160 PLACAM

94 160' INNERDUCT1-1.25" (PPA) 8645C

PINPOINT DURALINE

Contractor Name: UNDC

POWER BETWEEN  
301V AND 15KV

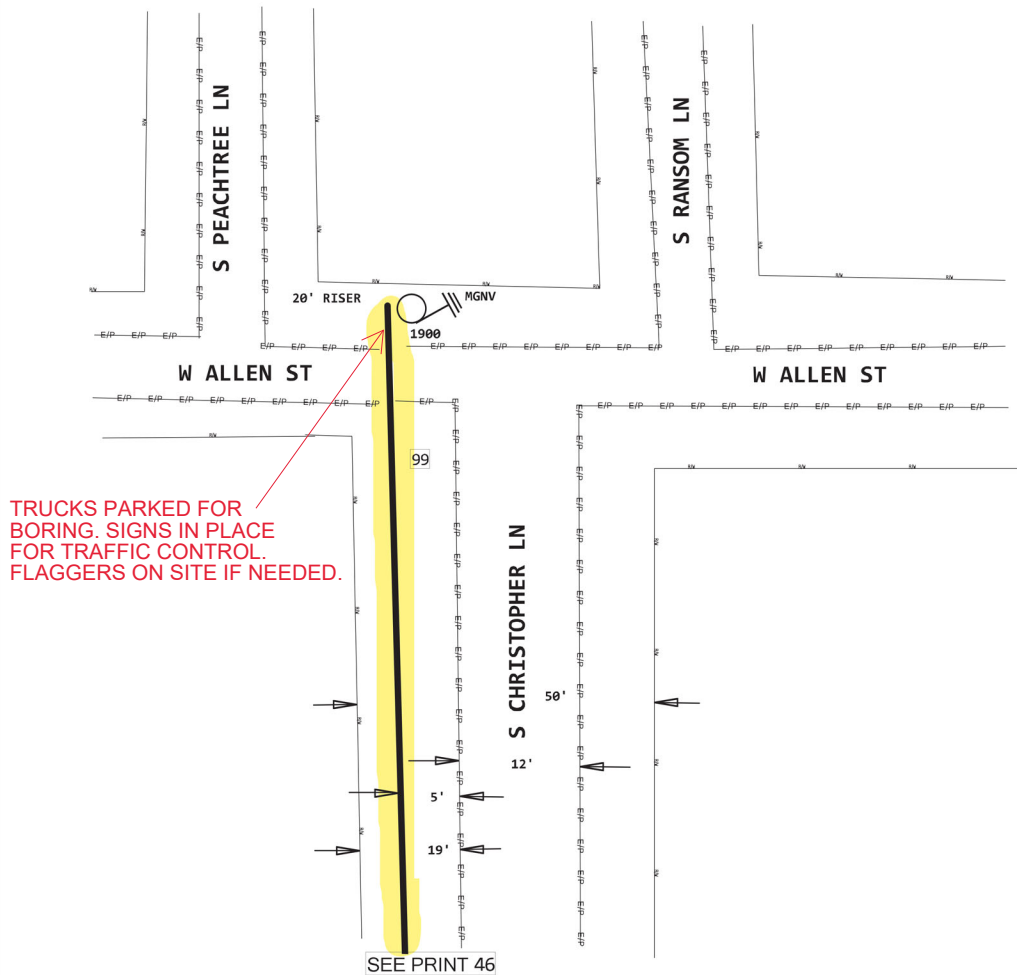
THIS PROJECT REQUIRES  
COORDINATION WITH  
UT:A054LZB

PROJECT # A02EDEV		DATE SVC REQ'D 09/30/2025
NPANNX 812332	GEO LOC N33171	CLLI bltnin01
PRIMARY ENGR.: HIBBERT, NICHOLAS		
ENGR. ID: NH4074		PERMIT REQ'D. Y
PHONE #: 812-334-4585		PRINT 44 OF 50

CABLE SHOWN  
ON PRINT 31

4

4C  
INNERDUCT1-2"  
877 PLACAM  
99 877' INNERDUCT1-2" (PPA) 4C



Contractor Name: UNDC

POWER BETWEEN  
301V AND 15KV

THIS PROJECT REQUIRES  
COORDINATION WITH  
UT:A054LZB

PROJECT # <b>A02EDEV</b>		DATE SVC REQ'D 09/30/2025
NPANNX 812332	GEO LOC N33171	CLI bltnin01
PRIMARY ENGR.: HIBBERT, NICHOLAS		
ENGR. ID: NH4074	PERMIT REQ'D.	Y
PHONE #: 812-334-4585	PRINT 45 OF 50	

CABLE SHOWN  
ON PRINT 32

4

PRINT 45

99 877' INNERDUCT 1-2" (PPA) 4C

49 F1907  
HH-13X19X12 ( PPA ) 4C  
1.5 X 1 X 1.5 =1.5

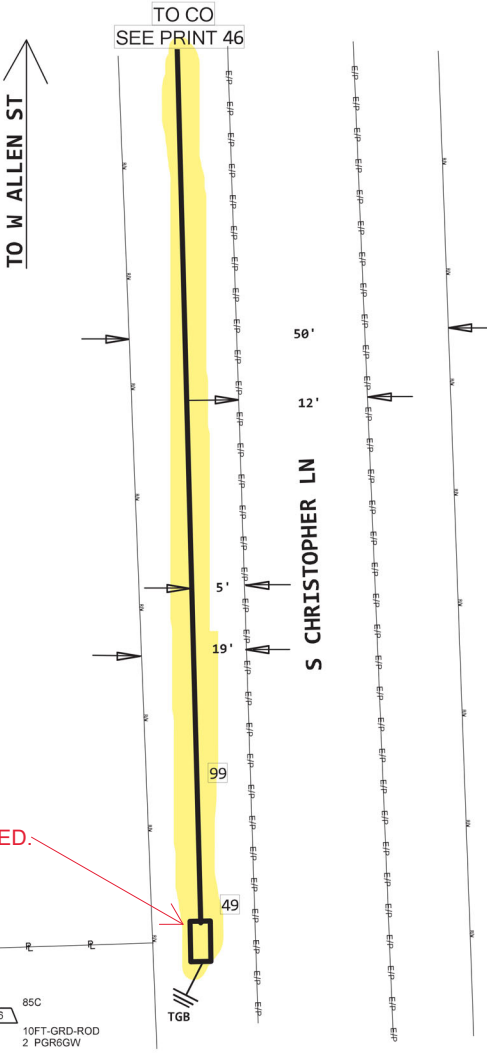
4C  
1  
HH-13X19X12  
1' PLAC

Contractor Name: UNDC

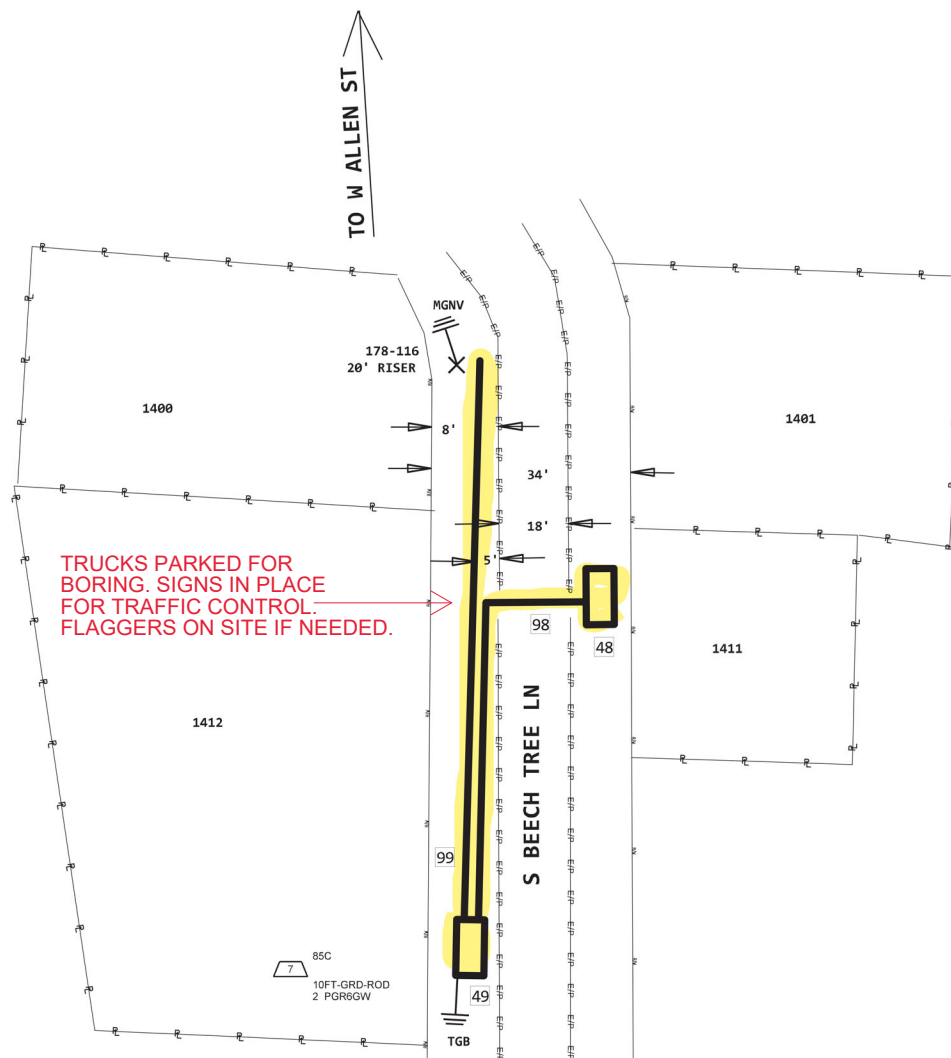
POWER BETWEEN  
301V AND 15KV

THIS PROJECT REQUIRES  
COORDINATION WITH  
UT:A054LZB

PROJECT # A02EDEV		DATE SVC REQ'D 09/30/2025
NPANNX 812332	GEO LOC N33171	CLLI bltnin01
PRIMARY ENGR.: HIBBERT, NICHOLAS		
ENGR. ID: NH4074	PERMIT REQ'D.	Y
PHONE #: 812-334-4585	PRINT 46 OF 50	



CABLE SHOWN  
ON PRINT 35



4C  
5 INNERDUCT1-2"  
265 PLACAM

99 265' INNERDUCT1-2" (PPA) 4C

8645C  
6 INNERDUCT1-1.25  
199 PLACAM

PINPOINT DURALINE

98 199' INNERDUCT1-1.25" (PPA) 8645C

49 F1412  
HH-13X19X12 (PPA) 4C  
1 X 1.5 X 1 = 1.5

48 F1411  
HH-9X12 (PPA) 8645C  
.75 X 1 X 1 = .75

8645C  
2 HH-6X12  
1 PLAC

4C  
1 HH-13X19X12  
1 PLAC

Contractor Name: UNDC

POWER BETWEEN  
301V AND 15KV

THIS PROJECT REQUIRES  
COORDINATION WITH  
UT:A054LZB

PROJECT # A02EDEV		DATE SVC REQ'D 09/30/2025
NPANNX 812332	GEO LOC N33171	CLLI bltnin01
PRIMARY ENGR.: HIBBERT, NICHOLAS		
ENGR. ID: NH4074	PERMIT REQ'D.	Y
PHONE #: 812-334-4585	PRINT 47 OF 50	

CABLE SHOWN  
ON PRINT 36

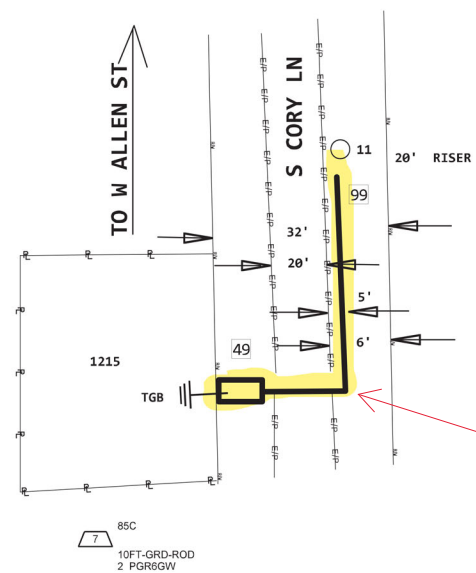
4

4C  
2 INNERDUCT1-2"  
214 PLACAM

99 214' INNERDUCT1-2" (PPA) 4C

49 F1215  
HH-13X19X12 (PPA) 4C  
1 X 1.5 X 1 = 1.5

4C  
1 HH-13X19X12  
1 PLAC



TRUCKS PARKED FOR  
BORING. SIGNS IN PLACE  
FOR TRAFFIC CONTROL.  
FLAGGERS ON SITE IF NEEDED.

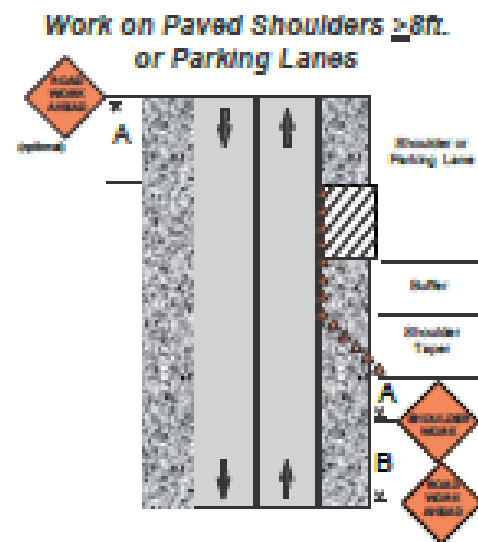
Contractor Name: UNDC

POWER BETWEEN  
301V AND 15KV

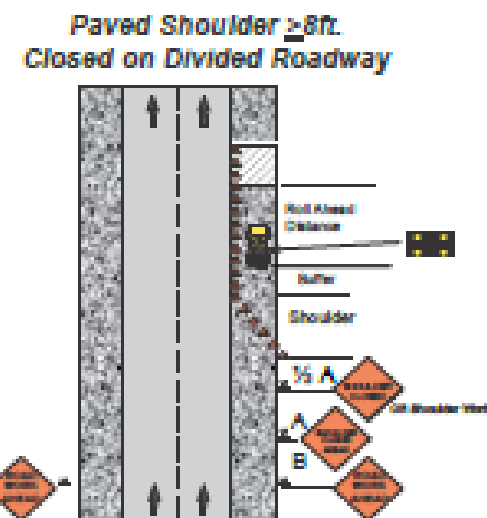
THIS PROJECT REQUIRES  
COORDINATION WITH  
UT:A054LZB

PROJECT # A02EDEV		DATE SVC REQ'D 09/30/2025
NPANNX 812332	GEO LOC N33171	CLLI bltnin01
PRIMARY ENGR.: HIBBERT, NICHOLAS		
ENGR. ID: NH4074	PERMIT REQ'D.	Y
PHONE #: 812-334-4585	PRINT 48 OF 50	

## Permit Section Traffic Control Quick Reference Guide

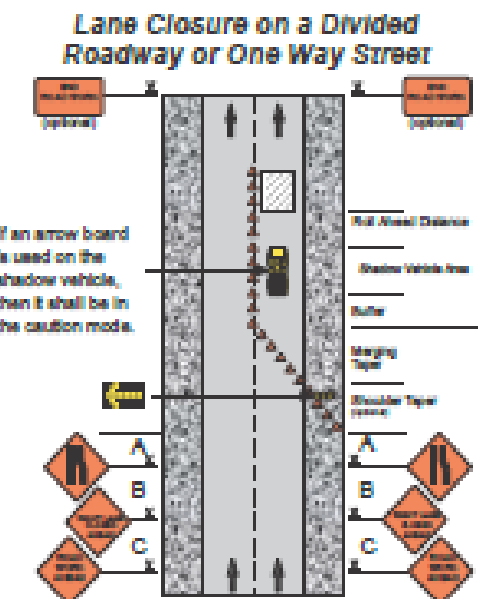


Notes: WORKERS or UTILITY WORK AHEAD signs may be used instead of the SHOULDER WORK or ROAD WORK AHEAD signs.

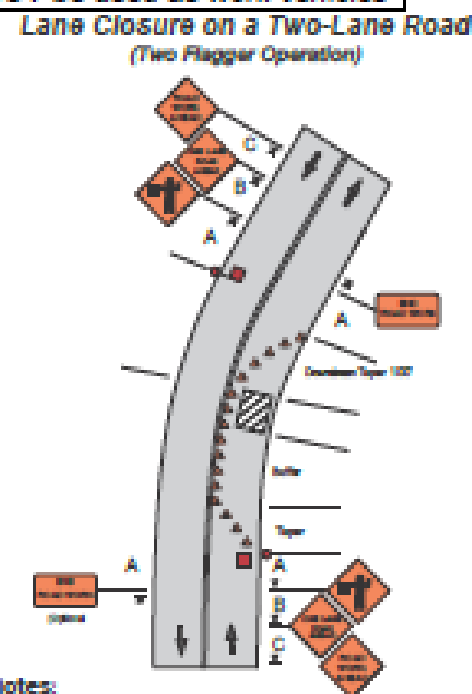


- Notes:**
1. **SHOULDER CLOSED** sign should be used on limited-access highways where there is no opportunity for disabled vehicles to pull off the traveled way.
  2. **UTILITY WORK AHEAD** or **WORKERS** sign may be used instead of the **ROAD WORK AHEAD** sign.
  3. Use of an arrow display is optional. If used, it shall be operated in the caution mode.
  4.  $\geq 40$  mph speed limit, shadow vehicle optional.

**Shadow Vehicles CANNOT be used as work vehicles**

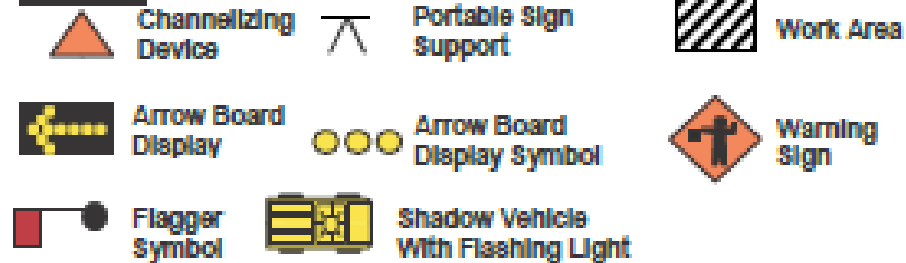


- Notes:**
1. When a side road intersects the roadway within the work zone, additional devices shall be erected to channelize traffic to/from the side road, and a ROAD WORK AHEAD sign shall be placed on each side road approach.
  2. On non-heavy-duty multi-lane roads in urban areas, the sign spacing may be reduced.
  3. 50mph speed limit, shadow vehicle optional.



- Notes:**
1. The flagger or flaggers shall use approved flagging procedures according to the MUTCD
  2. If there is a side road intersection within the work area, additional traffic control, such as flaggers and appropriate signage, may be needed on the side road approaches.

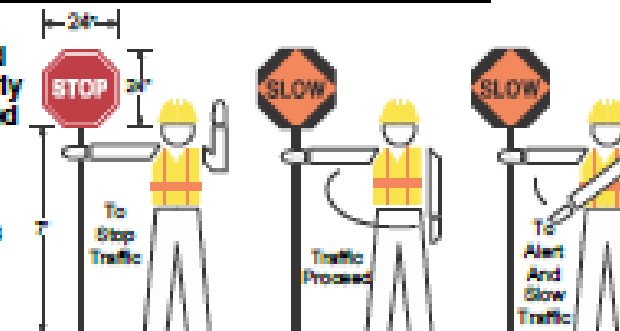
### Legend



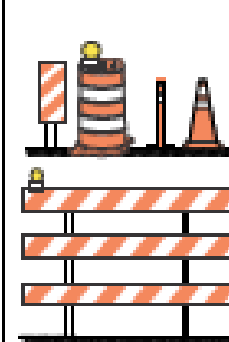
## Flagger Standards and Procedures

If flaggers are used they must be properly trained and equipped at all times.

Only 24" Diameter  
Stop/Slow paddles  
are allowed while  
flagging on State  
Right-Of-Way



### Acceptable Channelizing Devices



1. Stripes on barricade rail slope downward at an angle of 45 degrees toward the direction traffic is to pass.
2. Barricade rail stripe widths shall be 8 inches except where rail lengths are less than 38 inches, then 4 inch wide stripes may be used.
3. The sides of barricades facing traffic shall have retroreflective rail faces.
4. All channelizing devices shall meet AASHTO Manual for Assessing Safety Hardware (MASH) Requirements.

Spooling

Alongside the work area: The distance in feet equal to 2.0 times the speed limit in mph.

\* Alternatively, the spacing for straight-a-ways may be as follows:

- 20 to 40 mph: 1 cone for every 40' (every skip)
- 40 to 65 mph: 1 cone for every 80' (every other skip)
- 60 mph & above: 1 cone for every 120' (every 3 skips)

	Sign Spacing (feet)				
	25-30 mph	35-40 mph	45-55 mph	Multilane Divided 60 mph or higher	Expressway Freeway
A	100	350	500	1000	1000
B	100	350	500	1800	1800
C	100	350	500	2840	2840

Distances shown are approximate. Sign spacing should be adjusted for curves, hills, intersections, driveways, etc., to improve sign visibility.

OPTIONAL SKIPS BASED TAPERS (For a 12 Ft Wide Closure)													
Speed (MPH)	Shoulder Tapers				Shifting Tapers				Merging Tapers				
	L	#S	CS	#C	L	#S	CS	#C	L	#S	CS	#C	
Low Speed	20	80	2	20	5	80	2	20	5	160	4	20	9
	25	80	2	20	5	80	2	20	5	160	4	20	9
	30	80	2	20	5	120	3	20	7	200	5	20	11
	35	120	3	20	7	160	4	20	9	280	7	20	15
	40	120	3	40	4	160	4	40	5	320	8	40	9
High Speed	45	200	5	40	6	280	7	40	8	560	14	40	16
	50	200	5	40	6	320	8	40	9	600	15	40	17
	55	240	6	40	7	360	9	40	10	680	17	40	18
	60	240	6	60	5	360	9	60	7	720	18	60	13
	65	280	7	60	6	400	10	60	8	800	20	60	15
	70	280	7	60	6	440	11	60	9	840	21	60	15
	75	320	8	60	7	480	12	60	10	880	22	60	16

3-Way & Downstream Tapers are always 100% 2.5/2007

L = Length (ft)	PS = Number of Sips	CS = Cone Spacing (ft)	PC = Number of Cones
-----------------	---------------------	------------------------	----------------------

Speed (mph)	MUTCD Based Buffer Length (ft)	Optional Skips Based	
		Buffer Length (ft)	Number of Skips
20	115	120	3
25	155	160	4
30	200	200	5
35	250	280	7
40	305	320	8
45	360	360	9
50	425	440	11
55	495	520	13
60	570	600	15
65	645	680	17
70	730	760	19

Roll-ahead Distances		
Speed	Stationary	Mobile
≤ 45 mph	100 ft	150 ft
50 - 55 mph	150 ft	200 ft
60 - 65 mph	200 ft	275 ft
70 mph	225 ft	325 ft





## Board of Public Works Staff Report

---

<b>Project/Event:</b>	Lane and Sidewalk Closure for Roof Repairs
<b>Staff Representative:</b>	Alex Gray
<b>Petitioner/Representative:</b>	Chris Tsambis, Nations Roof
<b>Date:</b>	March 25 <sup>th</sup> , 2025

---

**Report:** Nations Roof is requesting closures in front of 455 N College Ave for roof work on the Avenue on College building. The request is for 2 lanes of College Ave, the sidewalk adjacent to the building, and parking spaces in front of the building between W 8th St and W 9th St to be closed. The closures will house the crane to lift roofing materials to the top of the building and for a dumpster and other equipment. The closure is requested for 5/12/25 through 5/28/25. Engineering staff have communicated some concerns and questions about the need for the use of 2 lanes on College to the applicant and are awaiting a response.



February 10, 2025

**City of Bloomington**

**ATTN: Board of Public Works**

RE: Road Closure Permit – Avenue At College – 455 North College Ave Bloomington IN  
Roof Replacement Project

Nations Roof of Indiana LLC, located at 7141 West Morris Street Indianapolis IN 46241, hereby submits the following request for review and approval. Regarding the Roof Replacement Project at the Avenue on College, I, Elijah Creech, acting as representative for the above mentioned LLC, requests closure to the public of the sidewalk, bike lane, parking spaces and two road lanes closest to the building located at 455 North College Avenue, Bloomington, IN 47404. In order for us to successfully and safely complete the project, these areas will need to be closed to the public from May 12<sup>th</sup>, 2025, through May 28<sup>th</sup>, 2024 **(5/12/25-5/28/25)**. Nations Roof will require the area to be closed to the public in order to safely operate equipment (such as the crane), as well as have dumpsters, port-o-johns, and any other miscellaneous tools and equipment stored on site for the requested time period above. To help alleviate some of the inconvenience of the closure, one of the two driving lanes may be re-opened at the end of each workday and on days when no work is being done. However, to be clear, the other of the two traffic lanes, the sidewalk, bike lane, and parking spaces will all have to remain closed for the entirety of the project.

NATIONS ROOF  
7141 West Morris Street  
Indianapolis, IN 46241  
Phone: 317-991-5527 Fax: 317-991-5660  
[www.nationsroof.com](http://www.nationsroof.com)



## Scope Of Work for the Project

### **Roof Replacement 455 North College Avenue, Bloomington, IN Main Roof and Penthouse Area**

- o Prepare existing roof for installation of new roof system:
- o Slice membrane in a 10'x10' grid pattern.
- o Remove obsolete penetrations and repair void and needed.
- o Tear out existing flashings.
- o Replace lightning protection system per revised scope
- o Remove all debris from roof surface and properly dispose of
- o Raise 240LF of walls approx. 8" with treated 2x's.
- o Prep, prime, and paint portal hoods.
- o Raise dirt legs as needed.
- o Supply and install ½" HD isocyanurate (100psi) insulation.
- o Supply and install a 60 mil RhinoBond TPO roof system.
- o 6 fasteners/board in field, 10 fasteners/board in 16' wide at perimeters and 15 fasteners/board in corners.
  
- o Supply and install TPO membrane up parapet walls and terminate with new 24ga prefinished slip flashing behind existing coping.
- o Supply and install (1) new scupper, leader head and downspout.
- o Supply and install new flue stack rain collars.
- o Supply and install flashings for all roof top curbs, drains, and other penetrations as necessary.
- o Provides and install 8'x8' 1/4"/ft drain sumps.
- o Replace plastic strainers with new cast iron strainer.
- o Supply and install protective walk pads around all HVAC units and at roof access points.
- o Provide Purchaser with a manufacturer's 20-year roof warranty.

NATIONS ROOF  
7141 West Morris Street  
Indianapolis, IN 46241  
Phone: 317-991-5527 Fax: 317-991-5660  
[www.nationsroof.com](http://www.nationsroof.com)



#### Lower Courtyard Area

- o Prepare existing roof for installation of new roof system, to include:
- o Move existing gravel in rows as needed.
- o Tear off EPDM membrane.
- o Tear out existing flashings.
- o Remove all debris from roof surface and properly dispose of.
- o Supply and install ½" fanfold EPS over existing insulation.
- o Supply and install a 60 mil EPDM ballasted roof system utilizing the existing gravel.
- o Supply and install a protective mat prior to redistributing the gravel.
- o Supply and install TPO membrane min 8" up wall and terminate as needed.
- o Supply and install a new drain bar at transition.
- o Supply and install flashings for all roof top drains as necessary.
- o Supply and install new safety rails at (2) roof hatches.
- o Provides and install 8'x8' 1/4"/ft drain sumps.
- o Replace plastic strainers with new cast iron strainer.
- o Provide Purchaser with a manufacturer's 20-year roof warranty.

NATIONS ROOF  
7141 West Morris Street  
Indianapolis, IN 46241  
Phone: 317-991-5527 Fax: 317-991-5660  
[www.nationsroof.com](http://www.nationsroof.com)



**Notes:**

- o Price is based on crews having access to the elevators.
- o Price is based on crane being able to sit in the parking spaces and one traffic lane on Morton Street.

UNIT COST WORK (not included in below lump sum pricing):

- o Remove wet/damaged existing roofing and fill with acceptable materials:
- o Overlay deteriorated metal decking with new type B metal decking:
- o Clean, prime, and coat lightly deteriorated metal decking with rust inhibitor:

Please feel free to call me with any questions or concerns and thank you for your time and consideration of this request.

Respectfully Submitted,

Elijah Creech

Project Manager

Nations Roof Indiana LLC

Cell: 463-202-1492

Office: 317-991-5527

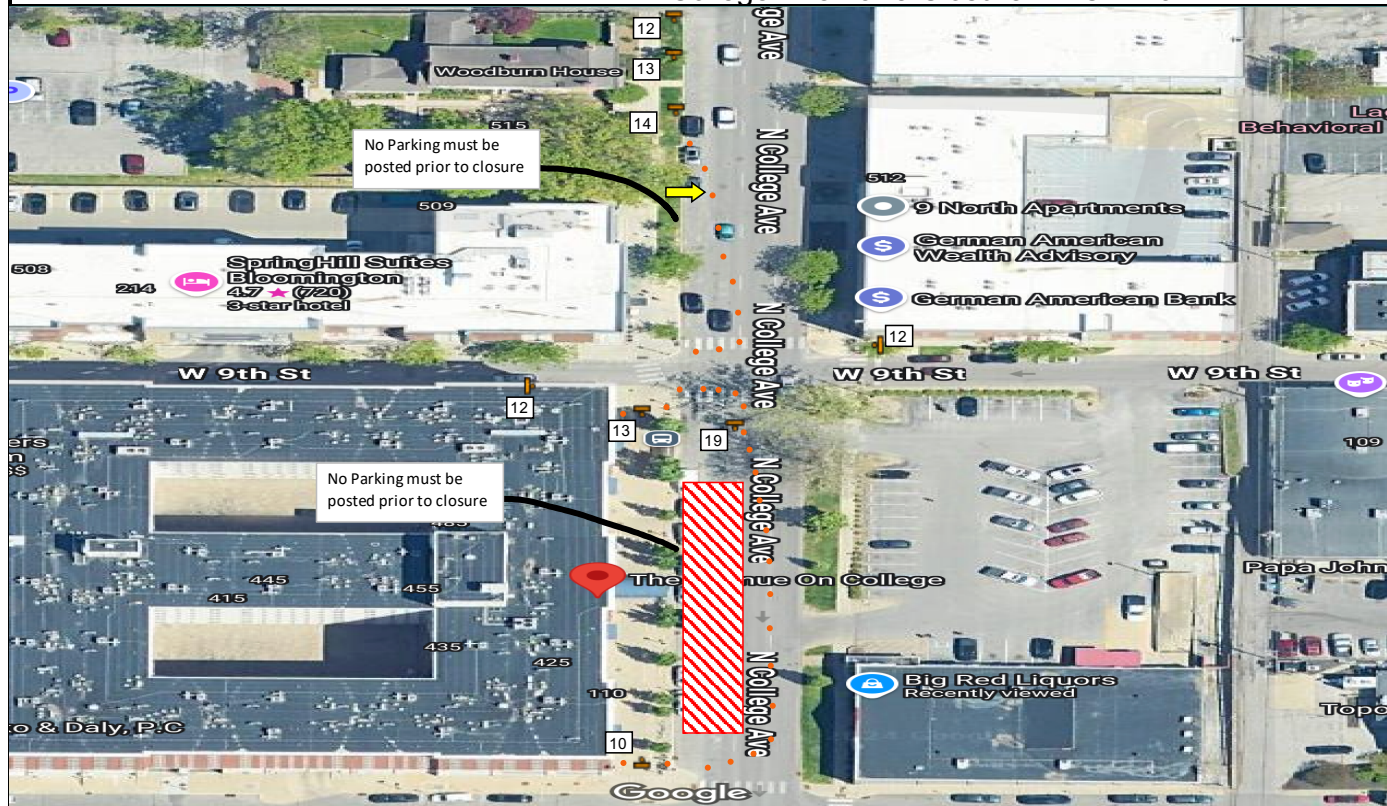
Email: [ECreech@nationsroof.com](mailto:ECreech@nationsroof.com)

NATIONS ROOF  
7141 West Morris Street  
Indianapolis, IN 46241  
Phone: 317-991-5527 Fax: 317-991-5660  
[www.nationsroof.com](http://www.nationsroof.com)



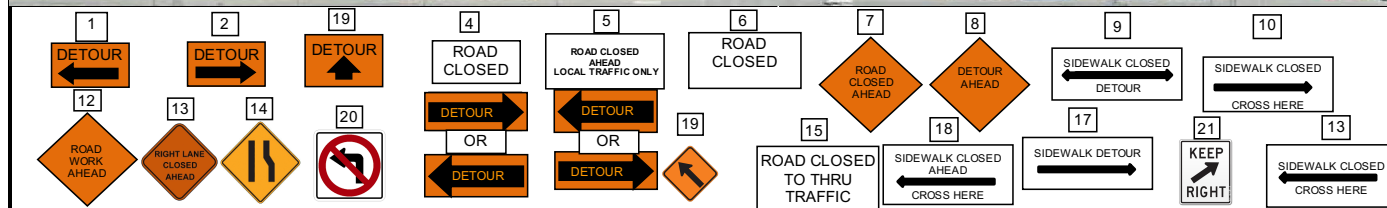


# N College Ave Lane Closure - MOT Plan



Sign placement is not to scale

- = Work Zone
- = Sign
- = Class III Barricade
- = Arrow Board
- = 42" Grabber Cone

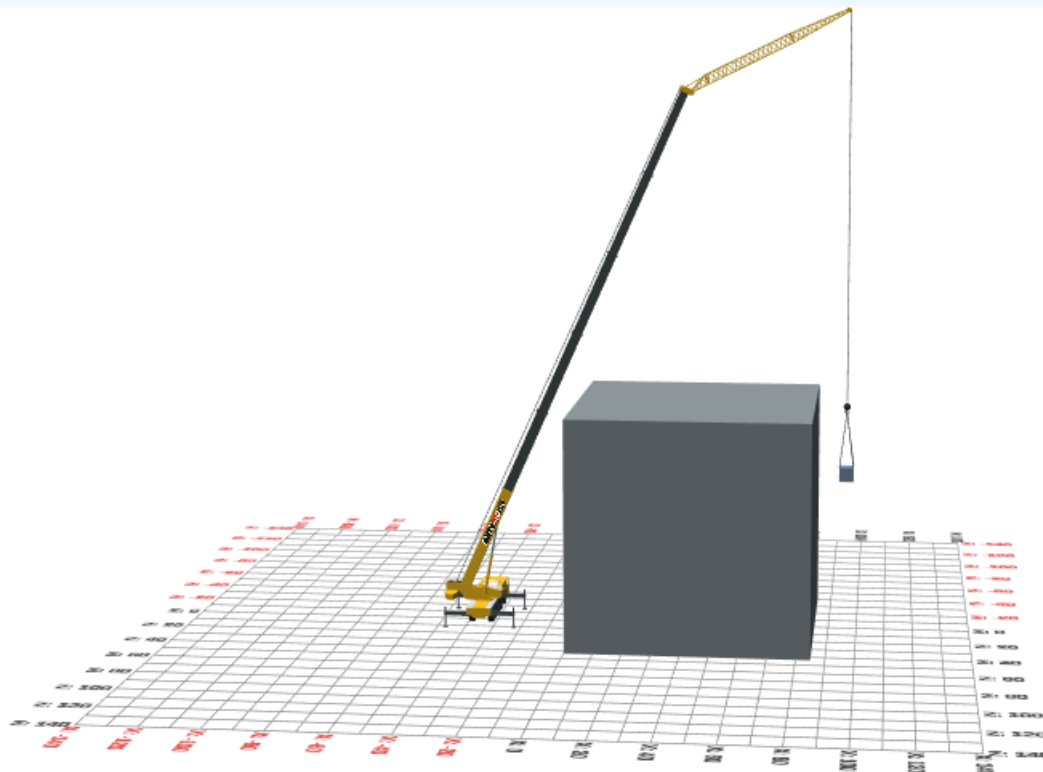


**Crane**

Liebherr LTM1130-5.1  
197' Main Boom at 66°  
62' Fixed Jib (TNZK) (40° offset)  
Base: 100% Outriggers 27' x 25'  
Counterweight: 43400 lbs  
131' Lift Radius (360°)  
Crane Capacity at 131' = 5,400 lbs

**Load**

Total Load 3,000 lbs  
56% of capacity  
Sling Tension: 1,524 lbs



**NOT ISSUED FOR CONSTRUCTION**

Not issued for construction. For pre-planning only.



Title	Lift Plan
Project	The Avenue on College Bloomington
Customer	Nations Roofing
Description	
Drawn By	Jon Sutkamp
	10/1/2024



**Crane**

National NBT50-128

128' Main Boom at 65.5°

26' Jib (with 26' Fixed and 26'-45' Tele  
Offsettable Boom Extension) (0° offset)

Base: 100% Outriggers

Counterweight: 3,000 lbs

60' Lift Radius (360°)

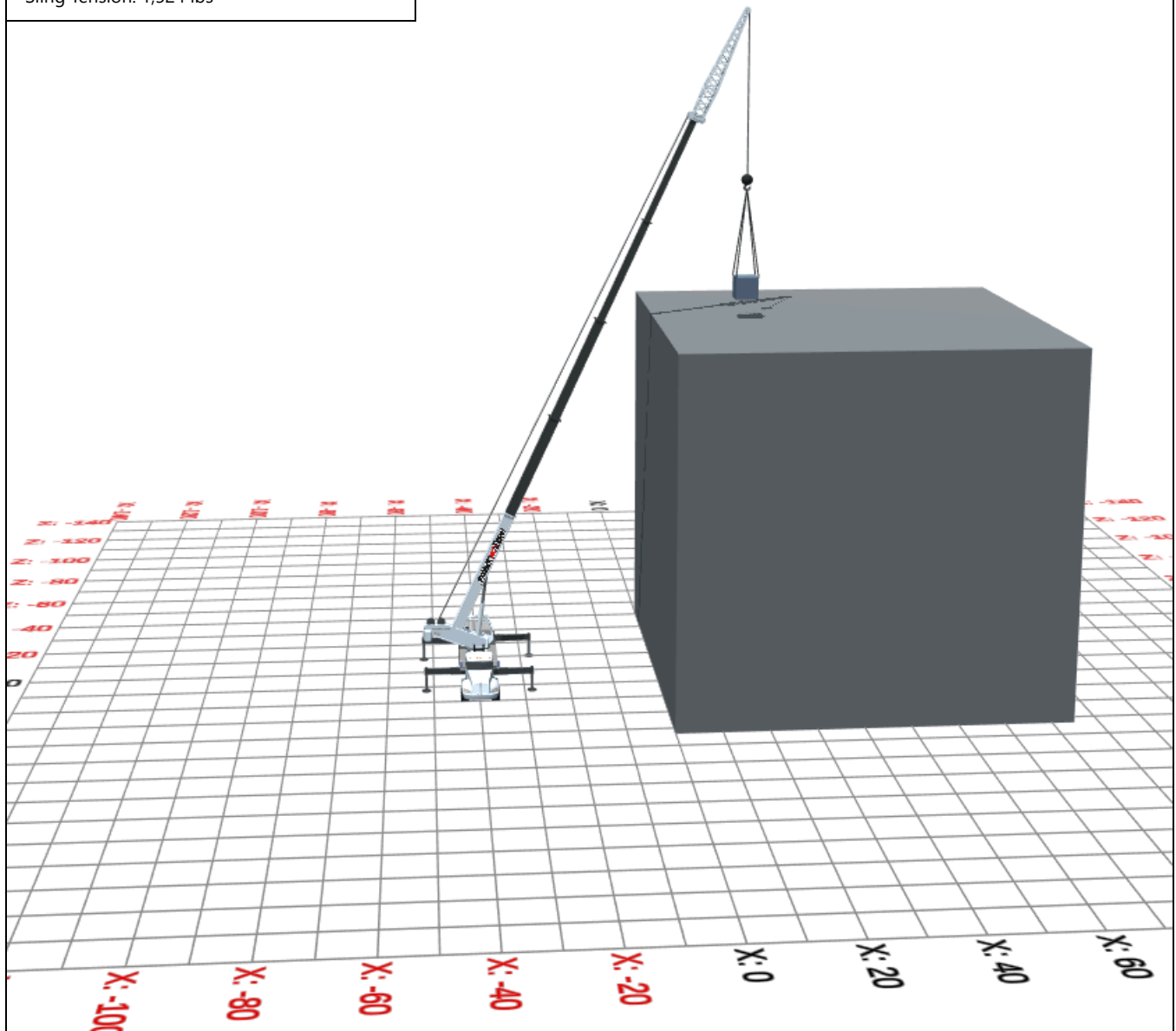
Crane Capacity at 60' = 5,500 lbs

**Load**

Total Load 3,000 lbs

55% of capacity

Sling Tension: 1,524 lbs



**NOT ISSUED FOR CONSTRUCTION**

Not issued for construction. For pre-planning only.



Title	Lift Plan
Project	The Avenue on College Bloomington
Customer	Nations Roofing
Description	
Drawn By	Jon Sutkamp
	10/1/2024



## Board of Public Works Staff Report

---

<b>Project/Event:</b>	Road Closure Request of Acuff Rd
<b>Staff Representative:</b>	Alex Gray
<b>Petitioner/Representative:</b>	Drew Schrand, Bynum Fanyo
<b>Date:</b>	March 25 <sup>th</sup> , 2025

---

**Report:** The new Kinser Ridge Subdivision that will be built off of W Acuff Rd and N Kinser Pike is requesting the closure of W Acuff Rd between N Kinser Pike and N Prow Rd for the installation and connection of new sanitary sewer lines through Acuff Rd. The closure is being requested for 4/16/25 through 4/24/25. Engineering staff are inquiring about the potential of the request being a lane closure as opposed to a road closure due to the significant detour associated with a road closure at this location and the proximity to Bloomington North.



# CITY OF BLOOMINGTON

## RIGHT-OF-WAY USE PERMIT APPLICATION

401 N Morton Street, Suite 130  
P.O. Box 100  
Bloomington, IN 47402

Phone: (812) 349-3913  
Fax: (812) 349-3520  
Email:  
engineering@bloomington.in.gov

☒ ROW EXCAVATION ☒ ROW USE

ADDRESS OF ROW ACTIVITY: \_\_\_\_\_

A. APPLICANT/AGENT INFORMATION:	D. TRAFFIC CONTROL DEVICES*:
APPLICANT NAME: <u>Zack Bullock</u>	<input checked="" type="checkbox"/> CONES <span style="float: right;"><input type="checkbox"/> ARROWBOARD</span>
E-MAIL: <u>zack.bullock@unitedexcavating.com</u>	<input type="checkbox"/> LIGHTED BARRELS <span style="float: right;"><input type="checkbox"/> TYPE 3 BARRICADES</span>
COMPANY: <u>United Excavating and GC</u>	<input checked="" type="checkbox"/> FLAGGERS <span style="float: right;"><input type="checkbox"/> BPD OFFICER</span>
ADDRESS: <u>2381 South 500 East</u>	*PROVIDING MUTCD COMPLIANT TEMPORARY TRAFFIC CONTROL DEVICES AND MAINTENANCE OF TRAFFIC (MOT) PLAN IS YOUR RESPONSIBILITY AND REQUIRED
CITY, STATE, ZIP: <u>Montgomery, IN 47558</u>	See page 3 for additional MOT resources; the graph paper can be used for your MOT site plan if needed or you can submit a separate sheet
24-HR EMERGENCY CONTACT NAME: <u>Zack Bullock</u>	<b>E. METERED PARKING SPACES NEEDED: <input type="checkbox"/> Y <input checked="" type="checkbox"/> N</b>
24-HR CONTACT PHONE #: <u>812-698-2535</u>	IT IS THE RESPONSIBILITY OF THE APPLICANT TO RESERVE PARKING METER(S) APPLICATION LOCATED: <a href="https://bloomington.in.gov/transportation/parking/">https://bloomington.in.gov/transportation/parking/</a>
INSURANCE #*: _____ COMPANY: _____	moving OR CONTACT PARKING SERVICES WITH QUESTIONS AT (812)349-3436
BOND#*: _____ COMPANY: _____	<b>F. IS THIS A <input type="checkbox"/> CBU* <input type="checkbox"/> COUNTY* <input type="checkbox"/> IU* <input type="checkbox"/> NP* PROJECT?</b>
* INSURANCE & BOND MUST BE ON FILE WITH THE CITY BEFORE PERMIT WILL BE ISSUED	PROJECT NAME: _____
<b>**SUBCONTRACTOR INFORMATION**</b>	PROJECT #: _____
(LIST ALL COMPANIES WORKING UNDER PRIMARY CONTRACTOR PERMIT)	PROJECT MGR.: _____
COMPANY NAME: _____	PROJECT MGR. #: _____
<b>B. WORK DESCRIPTION:</b>	*CBU = CITY OF BLOOMINGTON UTILITIES *COUNTY = MONROE COUNTY
<input type="checkbox"/> POD/DUMPSTER <input type="checkbox"/> CRANE <input type="checkbox"/> SCAFFOLDING <input checked="" type="checkbox"/> CONSTRUCTION USE*	*IU = INDIANA UNIVERSITY *NP = NOT-FOR-PROFIT AGENCY
(EXPLAIN): <u>Sanitary Crossing Through Acuff Road</u>	<b>G. EXCAVATIONS:</b>
*EXCAVATION, LONG TERM USE FOR STORAGE OF MATERIAL/EQUIPMENT/WALKAROUND	SQ FT OF PAVEMENT* EXCAVATIONS : <u>980 sqft</u>
<b>C. RIGHT OF WAY TO BE USED/CLOSED:</b>	*PAVEMENT INCLUDES: IN OR UNDER CONCRETE, OR ASPHALT INCLUDING CURBS
STREET NAME 1: <u>Acuff Road</u>	SQ FT OF NON-PAVEMENT* EXCAVATIONS: <u>980 sqft</u>
1ST INTERSECTING STREET NAME: <u>N Kinser Pike</u>	*DIRT, GRASS, GRAVEL, LANDSCAPE AREA OR OTHER UNPAVED SURFACE
2ND INTERSECTING STREET NAME: <u>N Prow Road</u>	LINEAL FT OF BORE*: _____
<input checked="" type="checkbox"/> ROAD CLOSURE <input checked="" type="checkbox"/> LANE CLOSURE 1 <input type="checkbox"/> 2 <input checked="" type="checkbox"/> 3 <input type="checkbox"/>	*BORE PITTS SHALL BE CALCULATED AS SQ FT EXCAVATIONS
<input type="checkbox"/> SIDEWALK* <input type="checkbox"/> BIKE LANE <input type="checkbox"/> OTHER	# OF POLE INSTALLATIONS/REMOVAL: _____
TRANSIT STOP? <input type="checkbox"/> Y <input type="checkbox"/> N PARKING LANE(S)** <input type="checkbox"/> Y <input type="checkbox"/> N **NON-METERED	SQ FT OF SIDEWALK RECONSTRUCTION*: _____
START DATE: <u>4/16</u> END DATE: <u>4/24</u> # OF DAYS*: <u>6</u>	*CONCRETE OR ASPHALT SIDEWALK/PATH BEING IMPROVED/REPLACED
STREET NAME 2: _____	SQ FT OF SIDEWALK NEW CONSTRUCTION*: _____
1ST INTERSECTING STREET NAME: _____	*CONCRETE OR ASPHALT SIDEWALK/PATH THAT IS NEW INFRASTRUCTURE
2ND INTERSECTING STREET NAME: _____	#RESIDENTIAL DRIVEWAY INSTALLATION: _____
<input type="checkbox"/> ROAD CLOSURE <input type="checkbox"/> LANE CLOSURE 1 <input type="checkbox"/> 2 <input type="checkbox"/> 3 <input type="checkbox"/>	<div style="text-align: center;">   <small>Know what's below. Call before you dig.</small> </div> <div style="font-size: small;">             TO SUBMIT A LOCATE REQUEST 24 HRS A DAY,              7 DAYS A WEEK              CALL 811 OR 800-382-5544              CALL 2 WORKING DAYS BEFORE YOU DIG.              ITS THE LAW.           </div>
<input type="checkbox"/> SIDEWALK* <input type="checkbox"/> BIKE LANE <input type="checkbox"/> OTHER	<b>H. INDEMNIFICATION AGREEMENT:</b>
TRANSIT STOP? <input type="checkbox"/> Y <input type="checkbox"/> N PARKING LANE(S)** <input type="checkbox"/> Y <input type="checkbox"/> N **NON-METERED	The petitioner/applicant hereby agrees to hold harmless, defend and to indemnify the City of Bloomington from or against all claims, action, damages and expenses, including but not limited to reasonable attorney's fees or any alleged injury and/or death to any person or damage to any property arising, or alleged to have arisen out of any act of commission or omission on the part of the petitioner/applicant, his/her heirs, successors, or assigns regardless of whether such acts are the direct or indirect result of the public right-of-way use pursuant to this permit grant.
START DATE: _____ END DATE: _____ # OF DAYS*: _____	I AFFIRM, UNDER THE PENALTIES FOR PERJURY, THAT THE FOREGOING REPRESENTATIONS ARE TRUE.
*SIDEWALK CLOSURES FOR A PERIOD OR PERIODS TOTALING 24HRS OR MORE SHALL INSTALL A WALKAROUND UNLESS OTHERWISE APPROVED DURING REVIEW	PRINT NAME: <u>Zack Bullock</u>
<b>STANDARD CLOSURE HOURS MON-FRI*: 9:00 AM - 3:00 PM &amp; 6:00 PM - 9:00 PM</b>	SIGNATURE: <u>Zack Bullock</u>
STANDARD CLOSURE HOURS <input checked="" type="checkbox"/> *NON-STANDARD CLOSURE HOURS <input type="checkbox"/>	DATE: <u>3/12/25</u>
REQUESTED CLOSURE HOURS: <u>9:00</u> AM - <u>4:00</u> PM	
*non-standard hours may not be allowed near schools, on arterials, or other circumstances and are subject to approval during the permitting process	
BMC 14.09.040 allows work from 6 AM to 10 PM without violating the noise ordinance (7AM to 9PM for pneumatic hammers)	

For Administration Use Only (applicable to CLOSURE approval)

Approved By: \_\_\_\_\_ ☐ BPW ☐ City Engineer ☐ Director Date: \_\_\_\_\_

Staff Representative: \_\_\_\_\_ Phone#: \_\_\_\_\_ Date: \_\_\_\_\_

- A permit **MUST** be obtained for ALL activities located within the right-of-way such as: excavations, use, obstruction, trenching, boring, etc.
- Expect a 5-7 day (business day) turn-around time on standard permit requests. If permit includes use of the right of way for a Road closure, sidewalk/bike/lane closures on an arterial, or any closure over 14 days expect the turn around time to be longer.
- The applicant **MUST be bonded and insured** with the City of Bloomington to obtain permits to excavate within public Right of Way and for right of way use.
- The applicant **MUST** attach a site plan which identifies the following:
  - (1) The specific location of all utilities already located in the right-of-way.
  - (2) The specific location of all signs already located in the right-of-way.
  - (3) The specific location of all structures already located in the right-of-way.
  - (4) The distance from all streets, alleys, driveways, entrances, intersections, and/or road cuts wherein the excavation will be made and the specific location of the device or structure being installed as a result of the excavation.
  - (5) The specific location of all proposed utilities.
  - (6) Latitude and Longitude of the project location.
- The applicant must specify the area(s) being restricted (traffic lane, shoulder, sidewalk, bike lane or parking lane). Please indicate if restricting access to: Metered parking or Bloomington Transit Bus Stops.
- To apply for a **TOTAL ROAD CLOSURE**, the applicant must submit an MUTCD compliant maintenance of traffic plan that includes Detour route signs. The application should be submitted for review and approval two (2) weeks prior to the start date to ensure ample review and approval time. The applicant must notify all adjacent affected businesses, churches, schools, and residences of the closure and provide step-by-step directions of traffic detour. Closures are subject to ROW Inspector, Department Director(s), and Board of Public Works approval, so approval times could vary. Closures over 3 days require Board of Public Works approval.
- To apply for a **SIDEWALK, BIKE LANE OR LANE CLOSURE**, the applicant must submit an MUTCD compliant maintenance of traffic SITE PLAN that includes TYPES and LOCATIONS of all traffic control devices/signs. When a walkaround is required the site plan must include dimensions and location of barricades for the walkaround. The application should be submitted for review and approval two (2) weeks prior to the start date to ensure ample review and approval time. Closures over 14 days require Board of Public Works approval.
- The applicant must identify the exact date or date range for which the work will actually take place. A permit is not officially issued until the inspector listed on the permit is contacted regarding the exact date a sidewalk, lane, bike lane will be closed. If an exact date can't be given at the time the permit is applied for, you must contact our office **72 hrs BEFORE** a closure begins so we are able to update our police, emergency, and transit personnel on our publicly viewed inRoads page. Failure to communicate dates of a closure are subject to penalty in Bloomington Municipal Code. Permits will be considered expired one year after being issued if work has not begun (a new application will need to be submitted if permittee still intends to begin work).
- The applicant must keep crosswalks, ramps and sidewalks unobstructed to ensure they are passable by all types of pedestrians including, visually or hearing impaired or wheelchair bound pedestrians. This also applies to walkarounds.
- An exact legal address of the parcel nearest to the location where the work is taking place is required on each application.
- **ALL EXCAVATIONS** must be inspected. Contact the inspector by phone number listed on each permit. The general contact number is (812) 349-3913.
- Please contact the Utility Coordinator at the City of Bloomington Utilities Department if placing a new or working on an existing sanitary sewer lateral or water line/meter placement. (812)349-3930
- Any brick or inlaid limestone sidewalks or brick-surfaced streets shall remain undisturbed, unless specific permission is given by a representative of the Planning and Transportation Department. If they are disturbed: The surface material shall be taken up, saved, and re-installed to City of Bloomington specifications. Backfill methods and materials must also meet these specifications. These are subject to historic preservation approvals.
- **This application and Additional use of right of way resources listed under 'Public Right of Way Permits and Resources' can be found:** <https://bloomington.in.gov/engineering/resources>
- **A copy of the Regulations for Use of the Right of Way (ORD 20-21) can be found:** <https://bloomington.in.gov/municipal-code>






PROPOSED:  
KINSER RIDGE SUBDIVISION

1030 W ACUFF RD  
BLOOMINGTON, IN 47404

UTILITY CONTACT INFORMATION

<b>GAS</b> VECTREN 205 S. MADISON ST. BLOOMINGTON, IN 47401 DOUG ANDERSON (812)330-4009	<b>SEWER AND WATER</b> CITY OF BLOOMINGTON UTILITIES 600 E. MILLER DR. BLOOMINGTON, IN 47402 NANCY AXSOM (812)349-3689	<b>ELECTRIC</b> DUKE ENERGY 1619 W. DEFFENBAUGH ROAD KOKOMO, INDIANA 46902 JIM SHIELDS (317)375-2071
<b>TELEPHONE</b> AT&T P.O. BOX 56 BLOOMINGTON, IN 47402 BRENT McCABE (812)334-4521	<b>CABLE TELEVISION</b> COMCAST 2450 SOUTH HENDERSON STREET BLOOMINGTON, IN 47404 SCOTT TEMPLETON (812)355-7822	<b>UNDERGROUND UTILITY LOCATION</b> INDIANA UNDERGROUND PLANT PROTECTION 1-(800)382-5544



BYNUM FANYO & ASSOCIATES, INC.  
528 North Walnut Street  
Bloomington, Indiana 47404 (812) 332-8030

SHEET INDEX

SHEET NO.	SHEET NO.
C101	PROJECT NOTES AND LEGENDS
C201-203	SWPPP PLANS
C301	OVERALL SITE PLAN
C302-308	ENLARGED SITE PLANS
C401-411	PROFILE PLANS
C501	LANDSCAPING PLAN
C601-604	DRAINAGE, UTILITY, MISC. DETAILS
C701	SWPPP INFORMATION
C702-703	SWPPP DETAILS



VICINITY/LOCATION MAP  
SCALE: 1"=2000'




DIAL '811' BEFORE YOU DIG  
PER INDIANA STATE LAW IC8-1-26  
IT IS AGAINST THE LAW TO EXCAVATE WITHOUT NOTIFYING THE  
UNDERGROUND LOCATION SERVICE TWO (2) WORKING DAYS  
BEFORE COMMENCING WORK.

architecture  
civil engineering  
planning

OWNER/DEVELOPER:  
BEACON BUILDERS LLC  
PO BOX 78483  
INDIANAPOLIS, IN 46278

THE CURRENT EDITION OF THE INDIANA DEPARTMENT OF  
TRANSPORATION, MANUAL ON UNIFORM TRAFFIC CONTROL  
DEVICES & CITY OF BLOOMINGTON UTILITIES STANDARD  
SPECIFICATIONS IS TO BE USED WITH THESE PLANS



Certified By:

*[Signature]* 03.13.25  
DANIEL J. BUTLER, P.E.  
IND. REG. NO. 11500284

Revisions

- △ Addendum 1 (2/28/25) - Revisions as noted on sheets
- △ Addendum 2 (3/13/25) - Revisions as noted on sheets

KINSER RIDGE SUBDIVISION  
PROJECT NO. 402365



## SITE LEGEND

<b>(RW)</b> PROPOSED RETAINING WALL, SEE ENLARGED PLANS FOR ELEVATIONS AT GRADE. WALL TO INCLUDE A HANDRAIL WHEN GRADE TO GRADE DROP EXCEEDS 30". REFER TO STRUCTURAL PLANS FOR FURTHER DETAIL.	<b>(D3-1)</b> PROPOSED INDOT 9" TALL ROAD STREET NAMES INTERSECTION SIGNS PER CITY OF BLOOMINGTON STANDARDS - REFER TO DETAILS (NOTE: PRIVATE STREETS SHALL BE BLUE, PUBLIC SHALL BE GREEN PER COB STANDARDS, NOTIFY COB OR ENGINEER WITH ANY QUESTIONS BEFORE SIGNS ORDERED)
<b>(C)</b> PROPOSED CONCRETE PAVING - REFER TO DETAIL.	<b>(R2-1)</b> PROPOSED INDOT 24" X 30" ROAD "SPEED LIMIT" (20 MPH ON INTERNAL ROADS, 25 MPH ON NORTH PROW ROAD) SIGN - REFER TO DETAILS
<b>(A)</b> PROPOSED ROAD BITUMINOUS PAVING - REFER TO DETAIL.	<b>(W14-1)</b> PROPOSED INDOT 30" X 30" ROAD "DEAD END" SIGN - REFER TO DETAILS
<b>(F)</b> PROPOSED CONCRETE SIDEWALK - REFER TO DETAIL.	<b>(R7-2)</b> PROPOSED INDOT 12" X 18" ROAD NO PARKING WITH "ANY TIME" SIGN - REFER TO DETAILS
<b>(15)</b> PROPOSED 6 IN CONCRETE CURB AND GUTTER - REFER TO DETAIL.	<b>(R1-1)</b> PROPOSED INDOT 30 IN. X 30 IN. ROAD STOP SIGN - REFER TO DETAIL.
<b>(35)</b> PROPOSED PAVEMENT MARKING, THERMOPLASTIC, DOUBLE SOLID LINE, YELLOW, 2 - 4" WIDE LINES SPACED 4" WIDE (MARKING PER INDOT STANDARD SPECIFICATIONS CHAP. 808 AND MUTCD PART 3 STANDARDS)	<b>(RM4-3)</b> PROPOSED INDOT DIAMOND-SHAPED ALL-RED RETROREFLECTIVE SIGN 18" PER SIDE - REFER TO DETAILS
<b>(36)</b> PROPOSED STOP BAR PAVEMENT MARKING; PAVEMENT MARKING THERMOPLASTIC, SOLID, WHITE, 24" WIDE, VARIABLE LENGTH AS SHOWN ON PLANS, 4' SEPARATION FROM ANY CROSS-WALK MARKINGS	<b>(R)</b> PROPOSED SIDEWALK ACCESSIBLE RAMP - REFER TO DETAIL.
<b>(38)</b> PROPOSED CROSSWALK PAVEMENT MARKING; PAVEMENT MARKING THERMOPLASTIC, SOLID, WHITE, WIDTH TO MATCH SIDEWALK, SEE PLAN (TRADITIONAL CROSSWALK PAVEMENT MARKINGS PER COB STANDARD DRAWING PM-3 & PM-4)	NOTE: ASSOCIATED CROSSWALK TO ADHERE TO PROWAG ADA PUBLIC ROW ACCESSIBILITY STANDARDS, REFER TO PROFILE SHEETS FOR LOCAL CROSS SLOPES. SPOT GRADES PROVIDED FOR UNIQUE GEOMETRY
<b>(PP)</b> PROPOSED PAVEMENT PATCH - REFER TO DETAIL.	<b>(1P)</b> TOP AND FACE OF CURB WITHIN ADJACENT HATCHED AREA TO BE PAINTED YELLOW

## EXISTING LEGEND

EXISTING FENCE	— X — X — X —
EXISTING WATER LINE	— W —
EXISTING OVERHEAD UTILITY LINES	— OHU —
EXISTING UNDERGROUND ELECTRIC LINES	— UGE —
EXISTING UNDERGROUND TELEPHONE LINES	— UGT —
EXISTING UNDERGROUND FIBER OPTIC LINES	— FO —
EXISTING GAS LINE	— GAS —
EXISTING SANITARY FORCEMAIN	— FM —
EXISTING ELEVATION CONTOUR LINE	--- XXX ---
EXISTING SANITARY SEWER AND MANHOLE	— [O] —
EXISTING STORM SEWER AND INLET	— [I] —
PROPERTY LINE	— — — — —
EXISTING EASEMENT	— — — — —
GEOTECHNICAL REPORT BORE HOLE LOCATION - SEE SEPERATE GEOTECHNICAL REPORT BY "APEC" FOR MORE INFORMATION	— [X] —

GEOTECHNICAL BORING KEY  
O GROUND ELEV.=XXX  
X ROCK ELEV.=XXX

## UTILITY LEGEND

PROPOSED COMMERCIAL OR RESIDENTIAL DOMESTIC FOR 2-INCH OR LESS	— DSL —
SERVICE LINES FROM THE METER SHALL BE EITHER TYPE "K" COPPER IN CONFORMANCE WITH ASTM B88 OR BLUE POLYETHYLENE AWWA 901 PE4710, ASTM D2737, CTS SDR9 PC250 (NSF 61). USE SDR-21 AND FITTINGS FOR DOMESTIC SERVICE LINES FROM THE METER TO THE BUILDINGS TO BE COMPRESSION TYPE, 48" COVER MIN. REFER TO THE "P" SERIES DRAWINGS FOR MORE INFORMATION AND FINAL SIZE DETERMINATION. LINE SHOWN SHALL BE CONNECTED AND SPLIT WITH VALVES AS INDICATED FOR ALL DOMESTIC RESIDENTIAL PORTIONS OF THE BUILDINGS. SEE CBU SPECIFICATIONS.	— "X" W —
PROPOSED PUBLIC WATER LINE MAIN WITH LOCATE WIRE: AWWA C900 DR14	— "X" W —
PVC AND FITTINGS, REFER TO MECHANICAL JOINT RESTRAINT DETAIL AND PROFILE FOR THIRST RESTRAINT DESIGN REQUIREMENT. NOTE: PRIVATE WATER MAIN SHALL BE FULLY CONSTRUCTED AND TESTED AS SHOWN BEFORE CBU WILL RELEASE MASTER METERS FOR PRIVATE WATER TO BE IMPLEMENTED. CONTRACTOR TO COORDINATE WITH CBU, 48" COVER MIN.	— [O] —
PROPOSED POST INDICATOR VALVE LOCATION IN ACCORDANCE WITH CBU SPECIFICATIONS. CONTRACTOR TO PLACE MONITORING SWITCH WITH CONDUIT TO CONNECT TO CORRESPONDING PANEL WITHIN BUILDING - REFER TO THE FIRE PROTECTION SERIES DRAWINGS FOR MORE INFORMATION	— [X] —
PROPOSED WATER VALVE PER CBU SPECIFICATIONS	— [X] —
PROPOSED FIRE HYDRANT, HYDRANTS FROM PRIVATE MAINS SHALL BE PAINTED YELLOW AND "ALUMINIZED" FROM PUBLIC MAINS PER CBU SPECIFICATION 4.4.4.4, REFER TO DETAIL	— [X] —
PROPOSED DUAL WALL TYPE "S" HDPE PERFORATED STORM PIPE UNDERDRAIN WITH SOCK SLOPED AT 1/8" MIN. TO OUTLET CONTROL STRUCTURE AS INDICATED ON SHEET C604. REFER TO PLAN AND DETAIL "INDICATED" FOR SANITARY MAINS. REFER TO POND DETAILS ON SHEET C604 FOR MORE INFORMATION AND STORM CLEAN-OUT DETAIL.	— [X] UD —
PROPOSED 8" ASTM D3034 SDR-35 PVC 6" MIN. SANITARY SEWER PIPING AND MANHOLE, REFER TO PROFILE PLAN AND DETAIL "INDICATED" FOR SANITARY MAINS. REFER TO POND DETAILS ON SHEET C604 FOR MORE INFORMATION AND STORM CLEAN-OUT DETAIL.	— [X] UD —
PROPOSED 8" ASTM D3034 SDR-35 PVC 6" MIN. SANITARY LATERAL AND SANITARY SEWER CLEAN-OUT, REFER TO DETAILS, 24" COVER MIN. CONTRACTOR TO INSTALL "RECTORSAL" CLEAN CHECK BACKWATER PREVENTER VALVE W/ RISER OR METER PIT AND VALVE CASTING ACCORDING TO IPC SECTION 715 AND CBU SPECIFICATION 4.5.1.1, REFER TO PLAN AND DETAIL SHEET C603.	— [X] UD —
PROPOSED PRIVATE 1-1/4" DR-11 HDPE FORCEMAIN PIPES AND E-ONE PUMP - REFER TO PLAN AND DETAIL SHEET C603.	— [X] UD —
PROPOSED PUBLIC 6" SDR-21 PVC FORCEMAIN PIPES WITH LOCATE WIRE, REFER TO PLAN NOTES AND CBU SPECIFICATIONS FOR MORE INFORMATION ON FORCEMAIN SPECIFICATIONS REQUIRED. 48" COVER MIN. CONNECT TO EXISTING MANHOLE AT LOCATIONS INDICATED ON PLAN. REFER TO BACKFILL DETAIL AS WELL.	— [X] UD —
PROPOSED PUBLIC 2" DR-11 HDPE FORCEMAIN PIPES WITH LOCATE WIRE, REFER TO PLAN NOTES AND CBU SPECIFICATIONS FOR MORE INFORMATION ON FORCEMAIN SPECIFICATIONS REQUIRED. 48" COVER MIN. CONNECT TO EXISTING MANHOLE AT LOCATIONS INDICATED ON PLAN. REFER TO BACKFILL DETAIL AS WELL.	— [X] UD —
PROPOSED PUBLIC 6" SDR-21 PVC FORCEMAIN PIPES WITH LOCATE WIRE, REFER TO PLAN NOTES AND CBU SPECIFICATIONS FOR MORE INFORMATION ON FORCEMAIN SPECIFICATIONS REQUIRED. 48" COVER MIN. CONNECT TO EXISTING MANHOLE AT LOCATIONS INDICATED ON PLAN. REFER TO BACKFILL DETAIL AS WELL.	— [X] UD —
PROPOSED PUBLIC 4" NON-METALLIC SCHEDULE 40 PVC (HEAVY WALL) WITH FULL STRING FOR INSERTION OF FIBER CABLES, MINIMUM 36" COVER AND 12" MINIMUM SEPARATION FROM OTHER UTILITIES, REFER TO PLAN NOTES AND CBU SPECIFICATIONS FOR REQUIREMENTS AND INSTALLATION PROCEDURES.	— [X] UD —
NOTE: ALL WATER AND SEWER CONSTRUCTION SHALL BE IN ACCORDANCE WITH THE CITY OF BLOOMINGTON UTILITY SPECIFICATIONS.	— [X] UD —
NOTE: ALL SITE AND BUILDING INTERNAL FIRE SUPPRESSION SYSTEM COMPONENTS SHALL BE COORDINATED WITH AND APPROVED BY THE CITY OF BLOOMINGTON FIRE INSPECTOR TIM CLAPP AT (812) 349-3889 AND THE FIRE SUPPRESSION ENGINEER BEFORE SYSTEM SHOWN IS CONSTRUCTED OR PARTS ORDERED.	— [X] UD —

## EROSION CONTROL LEGEND

— SF —	TEMPORARY SILTATION FENCE
— CL —	CONSTRUCTION LIMITS: DELINEATED BY PROPERTY LINE UNLESS OTHERWISE SPECIFIED
— X —	TREE PRESERVATION FENCING REQUIRED - TEMPORARY DURING CONSTRUCTION TO FOLLOW CONSTRUCTION LIMITS AS INDICATED - REFER TO DETAILS AND NOTE ON SHEET C705 - ALL TREES REQUIRED TO BE PROTECTED SHALL BE PROTECTED FROM DAMAGE DURING CONSTRUCTION ACTIVITIES BY THE INSTALLATION OF PROTECTIVE FENCING LOCATED NO CLOSER TO THE TRUNKS THAN 10 FEET BUT RECOMMENDED TO BE AT LEAST AT THE DROPLINE OF THE CLOSED-CANOPY WOODED AREA REQUIRED TO BE PRESERVED. NO CONSTRUCTION ACTIVITY, STORAGE, OR DISTURBANCE OF ANY SORT SHALL OCCUR WITHIN SUCH FENCED AREA. NOTIFY ENGINEER OF ANY DISCREPANCIES BEFORE DISTURBANCE HAS OCCURRED REGARDING TREES IN QUESTION WITH PROTECTIVE FENCING SHOWN
— [S] —	MULCH SEEDING - REFER TO DETAILS
— [SP] —	25' X 200' STONE PAD, 6" DEEP TO KEEP FROM TRACKING MUD OFF SITE - REFER TO DETAIL (TEMPORARY DURING CONSTRUCTION)
— [CW] —	TEMPORARY CONCRETE WASHOUT AREA - REFER TO DETAIL
— [EC] —	PERMANENT EROSION CONTROL MATTING - CURLEX NET-FREE BRAND 100X BIO-DEGRADABLE EROSION CONTROL BLANKET OR APPROVED EQUAL - REFER TO DETAIL
— [RR] —	D-50 RIP-RAP STORM OUTLET PROTECTION - REFER TO DETAIL AND PLAN FOR MIN. QUANTITY (PERMANENT)
— [GP] —	TEMPORARY GRAVEL INLET PROTECTION - TO BE USED ON ALL CURBS AND PAVED INLETS. REFER TO DETAIL
— [TR] —	"NORTH AMERICAN GREEN BRAND SERIES SC-250" TURF REINFORCEMENT MATTING - PERMANENT - APPLY TO POND EMERGENCY OVERFLOW AS INDICATED - REFER TO DETAIL
— [ST] —	TEMPORARY SEDIMENT TRAP (TEMPORARY) AND TEMPORARY GRADING - REFER TO PLAN FOR LOCATIONS AND DETAILS ON DRAINAGE DETAILS SHEET (C601)
— [B] —	BIORETENTION AREA - REFER TO LANDSCAPING PLAN FOR PLANTING INFORMATION AND C601 FOR DETAILS FOR SOIL SPECIFICATIONS

LIMITS OF SOD TO BE APPLIED ONCE FINAL GRADE HAS BEEN ACHIEVED AND DISTURBANCE IS COMPLETE IN THE AREAS OF 3:1 SLOPE INDICATED. REFER TO LANDSCAPE PLAN.

## GRADING LEGEND

EXISTING CONTOUR	--- XXX ---
PROPOSED CONTOUR	--- XXX ---
PROPOSED SPOT GRADE ELEVATION	XXX.XX
FINISH FLOOR ELEVATION	FF=XXX.XX
FINISH EARTHEN PAD ELEVATION FOR FUTURE HOME/GARAGE PLACEMENT	FF=XXX.XX
FINISH BASEMENT LEVEL ELEVATION	FB=XXX.XX
PROPOSED STORM PIPE AND INLET/MANHOLE, REFER TO PLAN AND PROFILE SHEETS FOR INLET DESIGN, REFER TO C601 FOR BACKFILL SPECIFICATIONS AND INLET/MANHOLE SPECIFICATIONS PER CBU STANDARDS	— [X] —

**NOTE:** CONTRACTOR MUST SCHEDULE A WALK-THROUGH INSPECTION WITH CBU PRIOR TO LEAVING THE SITE. CONTACT THE CBU INSPECTOR TO BEGIN THIS PROCESS. CONTRACTOR RESPONSIBLE FOR PROVIDING A TV-INSPECTION AND VIDEO RESULTS TO CBU FOR ALL PRIVATE SANITARY SEWER AND STORM SEWER LINES PRIOR TO SCHEDULED WALK-THROUGH INSPECTION. EMAIL THESE TO UtilitiesPlanReview@bloomington.in.gov.

## LANDSCAPE NOTES

- ☒ 1. ALL PLANT MATERIAL SHALL ARRIVE ONSITE IN A HEALTHY, VIGOROUS CONDITION AND BE FREE OF PESTS AND DISEASE.
- ☒ 2. ALL PLANTS SHALL BE CONTAINER GROWN OR BALLED AND BURLAPPED AS INDICATED IN THE PLANT LIST.
- ☒ 3. ALL TREES SHALL BE STRAIGHT-TRUNKED, FULL HEADED AND MEET ALL REQUIREMENTS SPECIFIED.
- ☒ 4. ALL TREES SHALL BE GUYED OR STAKED PLUMB AS SHOWN IN THE DETAILS.
- ☒ 5. ALL PLANTING MASS BEDS SHALL BE SPADE CUT UNLESS SPECIFIED WITH A MOW STRIP OR OTHER INSTALL EDGING. TREES TO HAVE A 5" DIAMETER MULCH RING.
- ☐ 6. ALL PLANTING AREAS SHALL BE COMPLETELY MULCHED WHERE SPECIFIED.
- ☒ 7. PRIOR TO CONSTRUCTION, THE CONTRACTOR SHALL BE RESPONSIBLE FOR LOCATING ALL UNDERGROUND UTILITIES AND SHALL AVOID DAMAGE TO ALL UTILITIES DURING THE COURSE OF THE WORK. THE CONTRACTOR IS RESPONSIBLE FOR REPAIRING ANY AND ALL DAMAGE TO UTILITIES, STRUCTURES, SITE APPURTENANCES, ETC. WHICH OCCURS AS A RESULT OF THE LANDSCAPE CONSTRUCTION. PLANTING LOCATIONS MAY REQUIRE ADJUSTMENTS IN FIELD TO AVOID OVERHEAD AND UNDERGROUND UTILITIES.
- ☒ 8. THE CONTRACTOR IS RESPONSIBLE FOR VERIFYING ALL QUANTITIES AND SPECIES SHOWN ON THESE PLANS BEFORE PRICING THE WORK.
- ☒ 9. THE CONTRACTOR IS RESPONSIBLE FOR FULLY MAINTAINING ALL PLANTING AND LAWN AREAS INCLUDING, BUT NOT LIMITED TO: WATERING, SPRAYING, MULCHING, PRUNING, FERTILIZING, ETC., UNTIL WORK IS ACCEPTED IN FULL BY THE OWNER.
- ☒ 10. THE CONTRACTOR SHALL COMPLETELY GUARANTEE ALL PLANT MATERIAL FOR A PERIOD OF ONE (1) YEAR BEGINNING ON THE DATE OF TOTAL ACCEPTANCE. THE CONTRACTOR SHALL PROMPTLY MAKE ALL REPLACEMENTS BEFORE OR AT THE END OF THE GUARANTEE PERIOD.
- ☒ 11. THE OWNER SHALL APPROVE THE STAKING LOCATION OF ALL PLANT MATERIAL PRIOR TO INSTALLATION.
- ☒ 12. AFTER BEING DUG AT THE NURSERY SOURCE, ALL TREES IN LEAF SHALL BE ACCUMULATED FOR TWO (2) WEEKS UNDER A MIST OR DRIP IRRIGATION SYSTEM PRIOR TO INSTALLATION. WATER ALL SPECIMENS WITHIN 24 HOURS OF PLANTING.
- ☒ 13. ANY NEW OR TRANSPLANTED PLANT MATERIAL WHICH DIES, TURNS BROWN OR DEFOLIATES PRIOR TO TOTAL ACCEPTANCE OF THE WORK SHALL BE PROMPTLY REMOVED FROM THE SITE AND REPLACED WITH MATERIAL OF THE SAME SPECIES, QUANTITY AND SIZE TO MEET ALL PLANT LIST SPECIFICATIONS.
- ☒ 14. STANDARDS SET FORTH IN "AMERICAN STANDARD FOR NURSERY STOCK" REPRESENT GUIDELINE SPECIFICATIONS ONLY AND SHALL CONSTITUTE MINIMUM QUALITY REQUIREMENTS FOR PLANT MATERIAL.
- ☐ 15. ALL SHRUB, GROUNDCOVER, ANNUAL AND HERBACEOUS PERENNIAL PLANTING BEDS ARE TO BE COMPLETELY COVERED WITH HARDWOOD MULCH TO A MINIMUM DEPTH OF FOUR INCHES.
- ☒ 16. DURING THE GROWING SEASON ALL ANNUALS AND HERBACEOUS PERENNIALS SHALL REMAIN IN A HEALTHY CONDITION THROUGHOUT THE CONSTRUCTION PERIOD.
- ☐ 17. ALL PLANT MATERIAL QUANTITIES SHOWN ARE APPROXIMATE. CONTRACTOR SHALL BE RESPONSIBLE FOR COMPLETE COVERAGE OF ALL PLANTING BEDS AT SPACING SHOWN ON PLANS.
- ☒ 19. ALL DISTURBED AREAS NOT INCLUDED IN LANDSCAPE MULCH BEDS ARE TO BE DEBRIS-RAKED AND FINED-GRADED AS NEEDED, THEN MULCH SEEDED (OR SODDED, PER PLAN) AND WATERED UNTIL A HEALTHY STAND OF TURF IS ESTABLISHED.
- ☒ 20. ANY PLANT OR OTHER LANDSCAPE MATERIAL SUBSTITUTIONS MUST BE APPROVED BY CITY OF BLOOMINGTON PLANNING AND TRANSPORTATION DEPARTMENT. ALL PLANTS ARE SUBJECT TO THE APPROVAL OF THE OWNER BEFORE, DURING AND AFTER INSTALLATION.

## GRADING NOTES

- ☒ 1. NEW FINISHED CONTOURS SHOWN ARE TOP OF FUTURE PAVING IN AREAS TO RECEIVE PAVEMENT AND TOP OF TOPSOIL IN AREAS TO BE SEEDDED OR PLANTED.
- ☒ 2. AREAS OUTSIDE OF THE PARKING LOT PERIMETERS SHOWN TO BE SEEDDED OR PLANTED SHALL RECEIVE 6" OF TOPSOIL. THIS TOPSOIL IS TO BE PLACED AND LEVELED BY THE CONTRACTOR.
- ☒ 3. CONTRACTOR SHALL NOTIFY AND COOPERATE WITH ALL UTILITY COMPANIES OR FIRMS HAVING FACILITIES ON OR ADJACENT TO THE SITE BEFORE DISTURBING, ALTERING, REMOVING, RELOCATING, ADJUSTING, OR CONNECTING TO SAID FACILITIES. CONTRACTOR SHALL PAY ALL COSTS IN CONNECTION WITH ALTERATION OF OR RELOCATION OF THE FACILITY.
- ☒ 4. ALL AREAS NOT COVERED BY BUILDING OR PAVING ARE TO BE VEGETATED (SEEDDED OR PER LANDSCAPE PLAN).
- ☒ 5. UNUSABLE EXCAVATED MATERIALS AND ALL WASTE RESULTING FROM CLEARING AND GRUBBING SHALL BE DISPOSED OF OFF SITE BY CONTRACTOR.
- ☒ 6. ALL EXCAVATING IS UNCLASSIFIED AND SHALL INCLUDE ALL MATERIALS ENCOUNTERED.
- ☒ 7. BEFORE ANY MACHINE WORK IS DONE, CONTRACTOR SHALL STAKE OUT AND MARK THE ITEMS ESTABLISHED BY THE SITE PLAN. CONTROL POINTS SHALL BE PRESERVED AT ALL TIMES DURING THE COURSE OF CONSTRUCTION. THE LACK OF PROPER WORKING POINTS AND GRADE STAKES MAY REQUIRE CESSATION OF OPERATIONS UNTIL SUCH POINTS AND GRADES HAVE BEEN PLACED TO THE OWNER'S SATISFACTION.
- ☒ 8. CONTRACTOR SHALL COMPACT AND MAINTAIN A 30,000 SQ. FT. STONEBASE CONSTRUCTION LAYDOWN AREA W/ STONE ACCESS FROM THE CONSTRUCTION ENTRANCE AND STONE ACCESS TO THE BUILDING PAD.
- ☒ 9. THESE DOCUMENTS ARE SCHEMATIC IN NATURE AND CANNOT SHOW EVERY ITEM NEEDED FOR A COMPLETE OPERATIONAL STORM SYSTEM. THE CONTRACTOR SHALL BE RESPONSIBLE FOR PROVIDING A COMPLETE OPERATING STORM SYSTEM.
- ☒ 10. ALL FILL SHALL BE FREE OF VEGETABLE MATTER, RUBBISH, LARGE ROCK, AND OTHER DELETERIOUS MATERIAL. THE FILL MATERIAL SHOULD BE PLACED IN LAYERS NOT TO EXCEED SIX (6) INCHES IN LOOSE THICKNESS AND SHOULD BE SPRINKLED WITH WATER AS REQUIRED TO SECURE SPECIFIED COMPACTION. EACH LAYER SHOULD BE UNIFORMLY COMPACTED BY MEANS OF SUITABLE EQUIPMENT AS DICTATED BY THE TYPE OF FILL MATERIAL. UNDER NO CIRCUMSTANCES SHOULD A BULLDOZER OR SIMILARLY TRACKED VEHICLE BE USED AS COMPACTING EQUIPMENT. MATERIAL CONTAINING AN EXCESS OF WATER SHOULD BE SPREAD AND DRIED TO A MOISTURE CONTENT THAT WILL PERMIT PROPER COMPACTION. ALL FILL SHOULD BE COMPACTED TO THE SPECIFIED PERCENTAGE OF THE MAXIMUM DENSITY OBTAINED IN ACCORDANCE WITH ASTM DENSITY TEST D-698 (95 PERCENT OF MAXIMUM DRY DENSITY). IF THE SPECIFIED COMPACTION LIMITS ARE NOT MET, SUCH AREAS SHOULD BE REWORKED AND RETESTED AS REQUIRED UNTIL THE SPECIFIED LIMITS ARE REACHED.

**NOTE:** ALL PROJECTS WILL REQUIRE A PRE-CONSTRUCTION MEETING WITH THE CITY OF BLOOMINGTON UTILITIES (CBU) PRIOR TO THE START OF CONSTRUCTION. THE CONTRACTOR AND/OR DEVELOPER MUST CONTACT THE UTILITIES TECHNICIAN AT 812-349-3676

## ON-SITE UTILITY NOTES

- ☒ 1. ALL WATER PIPE 6" AND LARGER SHALL BE PRESSURE CLASS 350 DIP WATER PIPE CONFORMING TO ALL STATE AND LOCAL STANDARDS.
- ☒ 2. WATER MAIN FITTINGS 6" AND LARGER SHALL BE DUCTILE IRON CONFORMING TO AWWA/ANSI STANDARD SPECIFICATIONS C153/A21.53, LATEST REVISION.
- ☒ 3. 8" WATER MAINS SHALL BE AWWA C900 DR14 PVC (PR200)
- ☒ 4. ALL WATER SERVICE LINES CONNECTING TO 8" PVC MAINS SHALL BE 1" TYPE "K" COPPER. ALL SERVICE LINES FROM MAIN TO METER SHALL BE TYPE "K" COPPER WITH FLARED ENDS.
- ☒ 5. MECHANICAL RESTRAINTS SHALL BE PROVIDED AT ALL WATER LINE BENDS, OFFSETS, TEES, PLUGS, ETC...
- ☒ 6. ALL WATER LINE GATE VALVES OTHER THAN AIR RELEASE VALVES AND TAPPING VALVES SHALL BE CAST IRON BODY, FULLY BRONZE MOUNTED, WITH RESILIENT SEAT AND NON-RISING STEM AND SHALL BE MANUFACTURED BY M & H VALVE COMPANY, DARLING VALVE AND MANUFACTURING COMPANY, KENNEDY VALVE COMPANY, OR MUELLER COMPANY.
- ☐ 7. FLUSH HYDRANTS SHALL BE PLACED AT THE ENDS OF ALL WATER MAINS AND AT ANY HIGH POINTS IN THE LINE.
- ☒ 8. AIR RELEASE VALVES SHALL BE PROVIDED AT ALL HIGH POINTS OF WATER MAINS AND SHALL BE VAL-MATIC BRAND AND SHALL INCORPORATE THE OPTIONAL VACUUM-CHECK FEATURE.
- ☒ 9. ALL FIRE HYDRANTS SHALL BE MANUFACTURED BY KENNEDY GUARDIAN OR MUELLER CENTURIUM.
- ☒ 10. ALL WATER MAINS SHALL BE HYDROSTATICALLY TESTED AND DISINFECTED BEFORE ACCEPTANCE. SEE SITE WORK SPECIFICATIONS.
- ☒ 11. WATER AND SANITARY SEWER MAINS SHALL HAVE A MINIMUM COVER OF 4'-0" ABOVE TOP OF PIPE.
- ☐ 12. ALL SPRINKLER, DOMESTIC, AND SANITARY LEADS TO THE BUILDING SHALL END AS SHOWN ON PLAN AND SHALL BE PROVIDED WITH A TEMPORARY PLUG AT THE END (FOR OTHERS TO REMOVE AND EXTEND AS NECESSARY).
- ☒ 13. THE MINIMUM HORIZONTAL SEPARATION BETWEEN THE CLOSEST TWO POINTS OF THE WATER AND SEWER LINE IS TEN FEET (10'). THE MINIMUM VERTICAL SEPARATION BETWEEN THE CLOSEST TWO POINTS OF THE WATER AND SEWER LINE IS EIGHTEEN INCHES (18").
- ☒ 14. GRAVITY SANITARY SEWER PIPE 6" TO 15" SHALL BE CONSTRUCTED OF SDR-35 PVC.
- ☒ 15. THE UPSTREAM ENDS OF ALL SANITARY SEWER LATERALS SHALL BE CLEARLY MARKED WITH A 4x4 TREATED POST EXTENDING 3' BELOW GRADE AND 1' ABOVE GRADE.
- ☒ 16. ALL TRENCHING, PIPE LAYING, AND BACKFILLING SHALL BE IN ACCORDANCE WITH FEDERAL OSHA REGULATIONS.
- ☒ 17. SEE SITE SPECIFICATIONS FOR BACKFILLING AND COMPACTION REQUIREMENTS.
- ☒ 18. SITE CONTRACTOR SHALL HAVE APPROVAL OF ALL GOVERNING AGENCIES HAVING JURISDICTION OVER THIS SYSTEM PRIOR TO INSTALLATION.
- ☒ 19. ALL WORK ON THIS PLAN SHALL BE DONE IN STRICT ACCORDANCE WITH SITE WORK SPECIFICATIONS.
- ☒ 20. ALL CATCH BASIN GRATE AND FRAMES ARE TO BE BY EAST JORDAN IRON WORKS.
- ☒ 21. LOCATIONS OF EXISTING BURIED UTILITY LINES SHOWN ON THE PLANS ARE BASED UPON BEST AVAILABLE INFORMATION AND ARE TO BE CONSIDERED APPROXIMATE. IT SHALL BE THE RESPONSIBILITY OF THE CONTRACTOR TO VERIFY THE LOCATIONS OF UTILITY LINES ADJACENT TO THE WORK AREA. THE CONTRACTOR IS RESPONSIBLE FOR THE PROTECTION OF ALL UTILITY LINES DURING THE CONSTRUCTION PERIOD.
- ☐ 22. BUILDING CONTRACTOR SHALL PROVIDE & INSTALL A PERMANENT INDICATING VALVE 12" ABOVE THE FLOOR ON THE FIRE LINE AT THE TERMINATION POINT. THIS VALVE WILL BE USED TO HYDROSTATIC PRESSURE TEST AGAINST & WILL REMAIN AS PART OF THE SYSTEM ONCE ALL TESTING IS COMPLETED. THE FIRE LINE MAIN WILL NOT BE DISMANTLED FOR CONNECTION TO THE FIRE SUPPRESSION SYSTEM. SITE CONTRACTOR SHALL COORDINATE THE INSTALLATION OF THE FIRE MAIN WITH THE BUILDING CONTRACTOR.
- ☒ 23. ALL PROJECTS WILL REQUIRE A PRE-CONSTRUCTION MEETING WITH THE CITY OF BLOOMINGTON UTILITIES PRIOR TO THE START OF CONSTRUCTION. THE CONTRACTOR AND/OR DEVELOPER MUST CONTACT UTILITIES TECHNICIAN AT (812)-349-3676 TO SCHEDULE THE MEETING.
- ☒ 24. CONTRACTOR SHALL NOTIFY THE CITY OF BLOOMINGTON UTILITIES ENGINEERING DEPARTMENT ONE (1) WORKING DAY PRIOR TO CONSTRUCTION OF ANY WATER, STORM OR SANITARY SEWER UTILITY WORK. A CBU INSPECTOR MUST HAVE NOTICE SO WORK CAN BE INSPECTED, DOCUMENTED, AND PROPER AS-BUILT MADE. WHEN A CONTRACTOR WORKS WEEKENDS, A CBU DESIGNATED HOLIDAY, OR BEYOND NORMAL CBU WORK HOURS, THE CONTRACTOR WILL PAY FOR THE INSPECTOR'S OVERTIME. FOR CBU WORK HOURS AND HOLIDAY INFORMATION, PLEASE CONTACT THE CITY OF BLOOMINGTON UTILITIES ENGINEERING DEPARTMENT AT (812)-349-3660.

## GENERAL NOTES

- ☒ 1. BOUNDARY AND TOPO BY BYNUM FANYO AND ASSOCIATES, 528 NORTH WALNUT STREET, BLOOMINGTON, INDIANA 47404. PHONE (812) 332-8030
- ☒ 2. DEVELOPER: CONTACT: BILL EVANS (BEACON BUILDERS LLC) PHONE: 317-871-1204 EMAIL: bill@beacon-builders.com
- ☒ 3. PROJECT ADDRESS: 1030 W ACUFF RD, BLOOMINGTON, IN 47404
- ☒ 4. ALL WORK IS TO BE IN ACCORDANCE WITH ALL STATE AND LOCAL REGULATIONS.
- ☒ 5. ALL PERMITS ARE TO BE OBTAINED BY THE CONTRACTOR PRIOR TO THE START OF CONSTRUCTION.
- ☒ 6. HYDRANT LOCATION SHALL BE APPROVED BY THE LOCAL FIRE MARSHALL.
- ☒ 7. EXISTING UTILITIES ON SITE SHALL BE RELOCATED AS REQUIRED. CONTRACTOR SHALL PAY ALL COSTS ASSOCIATED WITH RELOCATION.
- ☒ 8. SAFE, CLEARLY MARKED PEDESTRIAN AND VEHICULAR ACCESS TO ALL ADJACENT PROPERTIES MUST BE MAINTAINED THROUGHOUT THE CONSTRUCTION PROCESS.

## NOTE TO CONTRACTOR

CONTRACTOR SHALL VERIFY ALL UTILITY LOCATIONS & DEPTHS AND NOTIFY ENGINEER OF ANY INACCURACIES IN LOCATION OR ELEVATION OR ANY CONFLICTS PRIOR TO & AFTER ANY EXCAVATION. NO PAYMENT SHALL BE MADE TO CONTRACTOR FOR UTILITY DESTRUCTION OR UNDERGROUND CHANGES REQUIRED DUE TO CONFLICTING ELEVATIONS.

revisions:  
3/13/25 - CBU Revisions: sdd

ARCHITECTURE  
CIVIL ENGINEERING  
PLANNING  
bloomington, indiana  
(812) 332-2990 (Fax)  
BYNUM FANYO & ASSOCIATES, INC.  
528 north walnut street  
(812) 332-8030

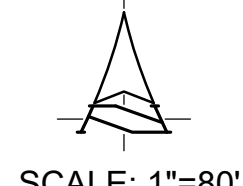
DANIEL J. BUTLER  
REGISTERED  
11500284  
STATE OF  
INDIANA  
PROFESSIONAL ENGINEER  
13.13.25  
certified by:

PROPOSED  
KINSER RIDGE SUBDIVISION  
1030 W ACUFF RD  
BLOOMINGTON, IN 47404

title: GENERAL NOTES  
& LEGENDS

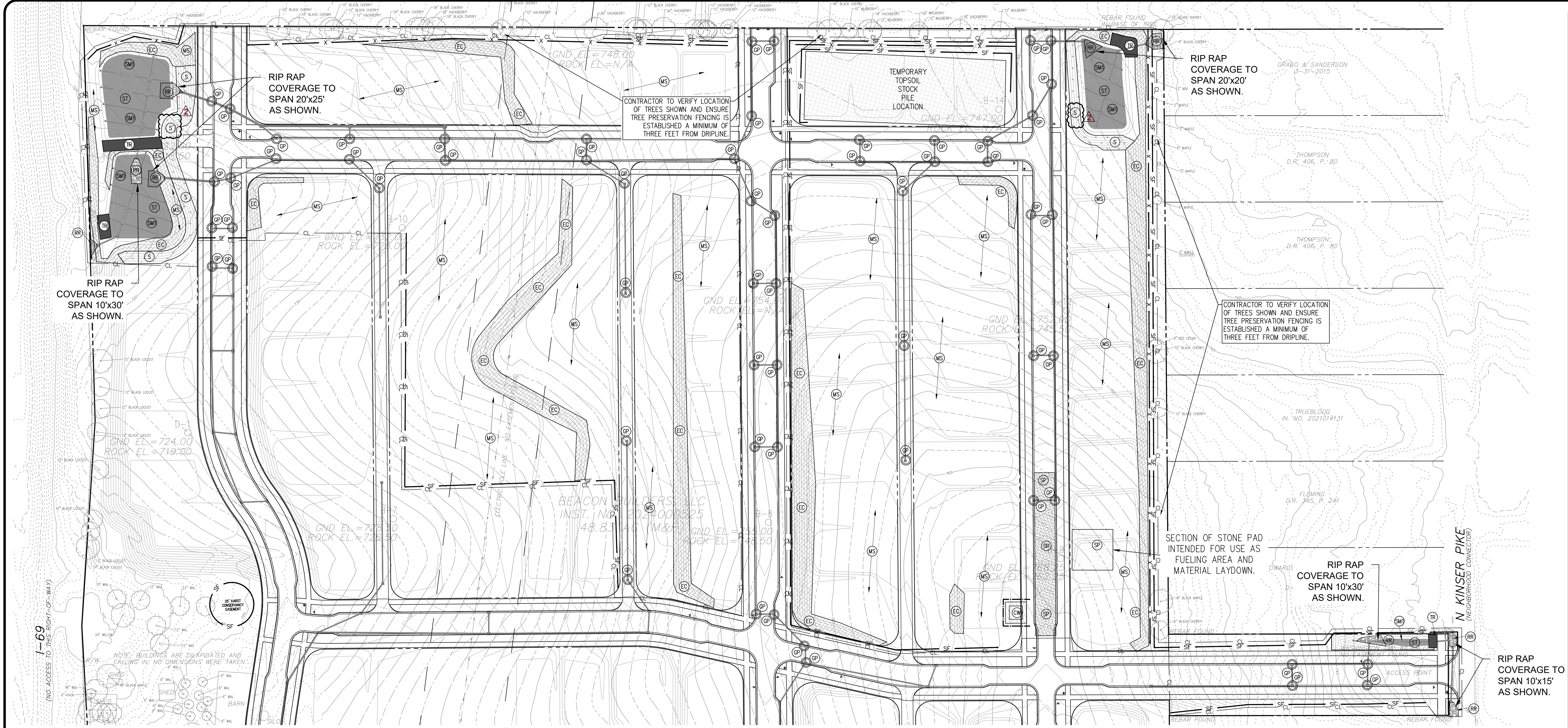
designed by: DAS  
drawn by: DAS  
checked by: DJB  
sheet no: C101  
project no.: 402334





designed by: DAS  
drawn by: DAS  
checked by: DJB  
sheet no: C201  
project no.: 402334





EROSION CONTROL LEGEND	
— SF —	TEMPORARY SILTATION FENCE
— CL —	CONSTRUCTION LIMITS, DELINEATED BY PROPERTY LINE UNLESS OTHERWISE SPECIFIED
— X —	TREE PRESERVATION FENCING REQUIRED — TEMPORARY DURING CONSTRUCTION TO FOLLOW CONSTRUCTION LIMITS AS INDICATED — REFER TO DETAILS AND NOTE ON SHEET C705 — ALL TREES REQUIRED TO BE PROTECTED SHALL BE PROTECTED FROM DAMAGE DURING CONSTRUCTION ACTIVITIES BY THE INSTALLATION OF PROTECTIVE FENCING LOCATED NO CLOSER TO THE TRUNKS THAN 10 FEET BUT RECOMMENDED TO BE AT LEAST AT THE DRIPLINE OF THE CLOSED-CANOPY WOODED AREA REQUIRED TO BE PRESERVED. NO CONSTRUCTION ACTIVITY, STORAGE, OR DISTURBANCE OF ANY SORT SHALL OCCUR WITHIN SUCH FENCED AREA. NOTIFY ENGINEER OF ANY DISCREPANCIES BEFORE DISTURBANCE HAS OCCURRED REGARDING TREES IN QUESTION WITH PROTECTIVE FENCING SHOWN
(MS)	MULCH SEEDING — REFER TO DETAILS
(SP)	25' X 200' STONE PAD, 6" DEEP TO KEEP FROM TRACKING MUD OFF SITE — REFER TO DETAIL (TEMPORARY DURING CONSTRUCTION)
(CW)	TEMPORARY CONCRETE WASHOUT AREA — REFER TO DETAIL
(EC)	PERMANENT EROSION CONTROL MATTING — CURLEX NET-FREE BRAND 100% BIO-DEGRADABLE EROSION CONTROL BLANKET OR APPROVED EQUAL — REFER TO DETAIL
(RR)	D-50 RIP-RAP STORM OUTLET PROTECTION — REFER TO DETAIL AND PLAN FOR MIN. QUANTITY (PERMANENT)
(GP)	TEMPORARY GRAVEL INLET PROTECTION — TO BE USED ON ALL CURB AND PAVED INLETS. REFER TO DETAIL
(TR)	'NORTH AMERICAN GREEN BRAND SERIES SC-250' TURF REINFORCEMENT MATTING — PERMANENT — APPLY TO POND EMERGENCY OVERFLOW AS INDICATED — REFER TO DETAIL
(ST)	TEMPORARY SEDIMENT TRAP (TEMPORARY) AND TEMPORARY GRADING — REFER TO PLAN FOR LOCATIONS AND DETAILS ON DRAINAGE DETAILS SHEET (C601)
(S)	BIORETENTION AREA — REFER TO LANDSCAPING PLAN FOR PLANTING INFORMATION AND C601 FOR DETAILS FOR SOIL SPECIFICATIONS
(S)	LIMITS OF SOD — TO BE APPLIED ONCE FINAL GRADE HAS BEEN ACHIEVED AND DISTURBANCE IS COMPLETE IN THE AREAS OF 3:1 SLOPE INDICATED. REFER TO LANDSCAPE PLAN.

EXISTING LEGEND	
EXISTING FENCE	— X — X — X —
EXISTING WATER LINE	— W —
EXISTING OVERHEAD UTILITY LINES	— OHU —
EXISTING UNDERGROUND UTILITY LINES	— UGE —
EXISTING UNDERGROUND TELEPHONE LINES	— UGT —
EXISTING UNDERGROUND FIBER OPTIC LINES	— FO —
EXISTING GAS LINE	— GAS —
EXISTING SANITARY FORCEMAIN	— FM —
EXISTING ELEVATION CONTOUR LINE	— XXX —
EXISTING SANITARY SEWER AND MANHOLE	— — — — —
EXISTING STORM SEWER AND INLET	— — — — —
PROPERTY LINE	— — — — —
EXISTING EASEMENT	— — — — —
GEOTECHNICAL REPORT BORE HOLE LOCATION — SEE SEPARATE GEOTECHNICAL REPORT BY 'APC' FOR MORE INFORMATION	— — — — —
	GEOTECHNICAL BORING KEY
	○ GROUND ELEV.=XXX
	○ ROCK ELEV.=XXX

**NOTE TO CONTRACTOR**

CONTRACTOR SHALL VERIFY ALL UTILITY LOCATIONS & DEPTHS AND NOTIFY ENGINEER OF ANY INACCURACIES IN LOCATION OR ELEVATION OR ANY CONFLICTS PRIOR TO & AFTER ANY EXCAVATION. NO PAYMENT SHALL BE MADE TO CONTRACTOR FOR UTILITY DESTRUCTION OR UNDERGROUND CHANGES REQUIRED DUE TO CONFLICTING ELEVATIONS.

revisions:  
3/13/25 - CBU Revisions; add sod

ARCHITECTURE  
CIVIL ENGINEERING  
PLANNING

BYNUM FANYO & ASSOCIATES, INC.

528 north walnut street  
(812) 332-8030

11500284  
STATE OF INDIANA  
PROFESSIONAL ENGINEER

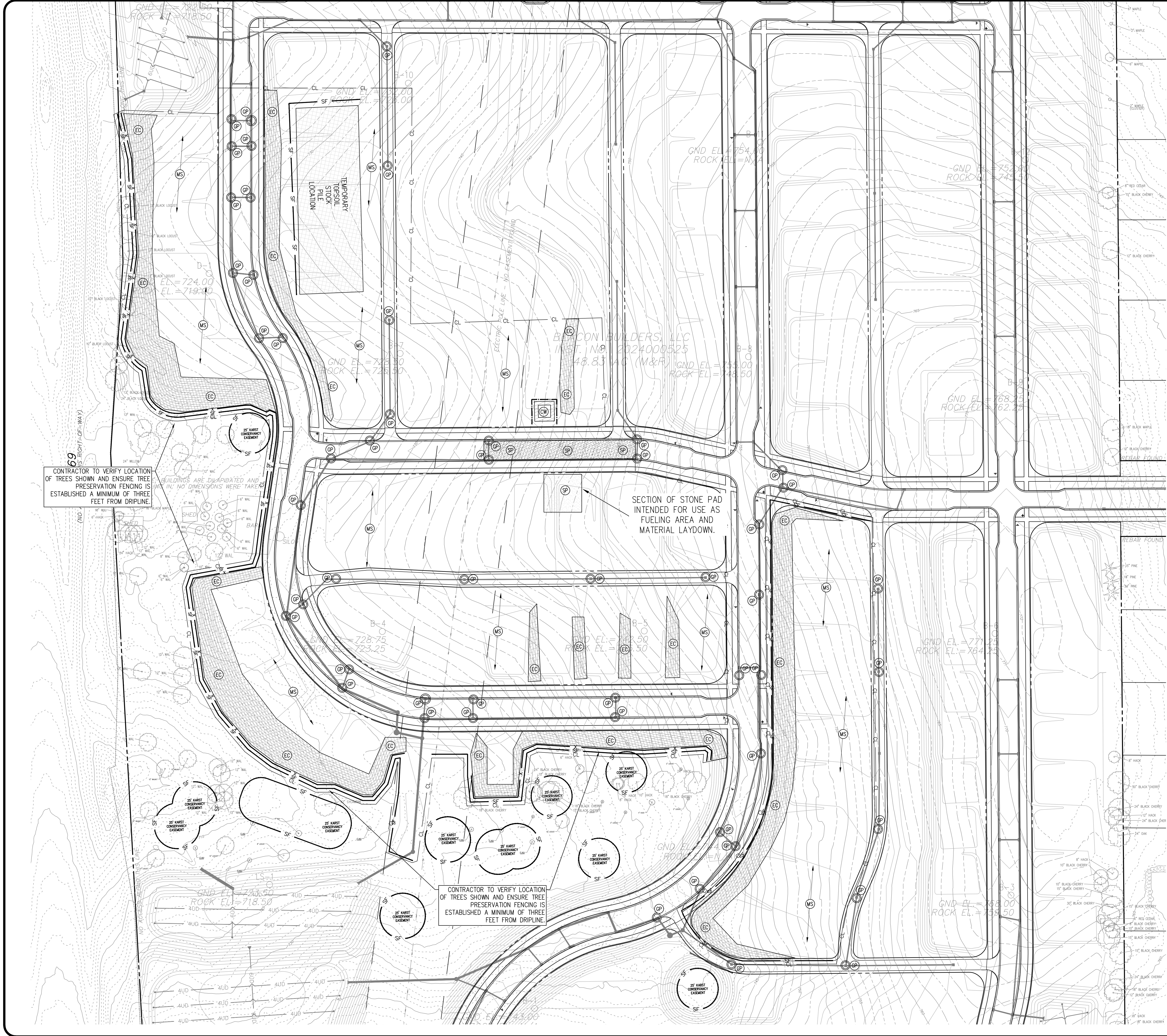
certified by: [Signature]

PROPOSED  
KINSER RIDGE SUBDIVISION

1030 W ACUFF RD  
BLOOMINGTON, IN 47404

designed by: DAS  
drawn by: DAS  
checked by: DJB  
sheet no: C202  
project no.: 402334





EXISTING LEGEND

EXISTING FENCE	---
EXISTING WATER LINE	W
EXISTING OVERHEAD UTILITY LINES	OHU
EXISTING UNDERGROUND ELECTRIC LINES	UGE
EXISTING UNDERGROUND TELEPHONE LINES	UGT
EXISTING UNDERGROUND FIBER OPTIC LINES	FO
EXISTING GAS LINE	GAS
EXISTING SANITARY FORCEMAIN	FM
EXISTING ELEVATION CONTOUR LINE	XXX
EXISTING SANITARY SEWER AND MANHOLE	---
EXISTING STORM SEWER AND INLET	---
PROPERTY LINE	---
EXISTING EASEMENT	---
GEOTECHNICAL REPORT BORE HOLE LOCATION - SEE SEPARATE GEOTECHNICAL REPORT BY "APEC" FOR MORE INFORMATION	---
GEOTECHNICAL BORING KEY	---
GROUND ELEVATION	---
ROCK ELEVATION	---

EROSION CONTROL LEGEND

SF	TEMPORARY SILTATION FENCE
CL	CONSTRUCTION LIMITS: DELINEATED BY PROPERTY LINE UNLESS OTHERWISE SPECIFIED
X	TREE PRESERVATION FENCING REQUIRED - TEMPORARY DURING CONSTRUCTION TO FOLLOW CONSTRUCTION LIMITS AS INDICATED - REFER TO DETAILS AND NOTE ON SHEET C705 - ALL TREES REQUIRED TO BE PROTECTED SHALL BE PROTECTED FROM DAMAGE DURING CONSTRUCTION ACTIVITIES BY THE INSTALLATION OF PROTECTIVE FENCING LOCATED NO CLOSER TO THE TRUNKS THAN 10 FEET BUT RECOMMENDED TO BE AT LEAST AT THE DRIPLINE OF THE CLOSED-CANOPY WOODED AREA REQUIRED TO BE PRESERVED. NO CONSTRUCTION ACTIVITY, STORAGE, OR DISTURBANCE OF ANY SORT SHALL OCCUR WITHIN SUCH FENCED AREA. NOTIFY ENGINEER OF ANY DISCREPANCIES BEFORE DISTURBANCE HAS OCCURRED REGARDING TREES IN QUESTION WITH PROTECTIVE FENCING SHOWN
MS	MULCH SEEDING - REFER TO DETAILS
SP	25' X 200' STONE PAD, 6" DEEP TO KEEP FROM TRACKING MUD OFF SITE - REFER TO DETAIL (TEMPORARY DURING CONSTRUCTION)
CW	TEMPORARY CONCRETE WASHOUT AREA - REFER TO DETAIL
EC	PERMANENT EROSION CONTROL MATTING - CURLEX NET-FREE BRAND 100% BIO-DEGRADABLE EROSION CONTROL BLANKET OR APPROVED EQUAL - REFER TO DETAIL
RR	D-50 RIP-RAP STORM OUTLET PROTECTION - REFER TO DETAIL AND PLAN FOR MIN. QUANTITY (PERMANENT)
GP	TEMPORARY GRAVEL INLET PROTECTION - TO BE USED ON ALL CURB AND PAVED INLETS. REFER TO DETAIL
TR	NORTH AMERICAN GREEN BRAND SERIES SC-250 TURF REINFORCEMENT MATTING - PERMANENT - APPLY TO POND EMERGENCY OVERFLOW AS INDICATED - REFER TO DETAIL
ST	TEMPORARY SEDIMENT TRAP (TEMPORARY) AND TEMPORARY GRADING - REFER TO PLAN FOR LOCATIONS AND DETAILS ON DRAINAGE DETAILS SHEET (C801)
	BIORETENTION AREA - REFER TO LANDSCAPING PLAN FOR PLANTING INFORMATION AND C801 FOR DETAILS FOR SOIL SPECIFICATIONS
S	LIMITS OF SOD - TO BE APPLIED ONCE FINAL GRADE HAS BEEN ACHIEVED AND DISTURBANCE IS COMPLETE IN THE AREAS OF 3:1 SLOPE INDICATED. REFER TO LANDSCAPE PLAN.

SCALE: 1"=60'

NOTE TO CONTRACTOR

CONTRACTOR SHALL VERIFY ALL UTILITY LOCATIONS & DEPTHS AND NOTIFY ENGINEER OF ANY INACCURACIES IN LOCATION OR ELEVATION OR ANY CONFLICTS PRIOR TO & AFTER ANY EXCAVATION. NO PAYMENT SHALL BE MADE TO CONTRACTOR FOR UTILITY DESTRUCTION OR UNDERGROUND CHANGES REQUIRED DUE TO CONFLICTING ELEVATIONS.

revisions:

ARCHITECTURE  
CIVIL ENGINEERING  
PLANNING

BYNUM FANYO & ASSOCIATES, INC.

528 north walnut street  
(812) 332-8030

bloomington, indiana  
(812) 339-2990 (Fax)

DANIEL J. BUTLER  
REGISTERED  
NO. 11500284  
STATE OF INDIANA  
PROFESSIONAL ENGINEER

certified by: [Signature]

PROPOSED  
KINSER RIDGE SUBDIVISION

1030 W ACUFF RD  
BLOOMINGTON, IN 47404

title: SWPPP PHASE THREE

designed by: DAS  
drawn by: DAS  
checked by: DJB  
sheet no: C203  
project no.: 402334



SEE ENLARGED  
PLAN - C302

SEE ENLARGED  
PLAN - C303

SEE ENLARGED  
PLAN - C306

SEE ENLARGED  
PLAN - C305

SEE ENLARGED  
PLAN - C304

SEE ENLARGED  
PLAN - C307

SEE ENLARGED  
PLAN - C308

## EXISTING LEGEND

EXISTING FENCE	— X — X — X —
EXISTING WATER LINE	— W —
EXISTING OVERHEAD UTILITY LINES	— OHU —
EXISTING UNDERGROUND ELECTRIC LINES	— UGE —
EXISTING UNDERGROUND TELEPHONE LINES	— UGT —
EXISTING UNDERGROUND FIBER OPTIC LINES	— FO —
EXISTING GAS LINE	— GAS —
EXISTING SANITARY FORCEMAIN	— FM —
EXISTING ELEVATION CONTOUR LINE	— XXX —
EXISTING SANITARY SEWER AND MANHOLE	— S — S —
EXISTING STORM SEWER AND INLET	— S — S —
PROPERTY LINE	— — — — —
EXISTING EASEMENT	— — — — —
GEOTECHNICAL REPORT BORE HOLE LOCATION - SEE SEPARATE GEOTECHNICAL REPORT BY "APE" FOR MORE INFORMATION	— — — — —
GEOTECHNICAL BORING KEY	
O GROUND ELEV=XXX	
X ROCK ELEV=XXX	

**NOTE:** ALL ALLEY APRONS AND LIFT STATION PAD TO ADHERE TO DESIGN STANDARDS DETAILED FOR AN INDOT CLASS 1 RESIDENTIAL DRIVE APRON. - REFER TO DETAIL ON SHEET C604.

**NOTE:** AT EVERY RAMP 'R', CURBING TO MEET FLUSH WITH ADJACENT PAVEMENT AND CORNER OF RAMP BY MEANS OF A CURB TRANSITION. CURB TO SMOOTHLY TRANSITION FROM A 6" HEIGHT TO 0" HEIGHT OVER A LENGTH OF 6 FEET.


**NOTE:** AT EVERY CURB BUMP-OUT LOCATION, CONTRACTOR TO ENSURE POSITIVE DRAINAGE WITHIN GUTTER AS SHOWN ON PLANS.

**NOTE:** ALL ROOF DOWNSPOUTS AND GUTTERS SHALL BE DIRECTED TO DRAIN TO ROADWAYS AND INTO STORMWATER DETENTION AREAS.

revisions:  
3/13/25 - CBU Revisions; show ROW south of W Acuff Rd

ARCHITECTURE  
CIVIL ENGINEERING  
PLANNING  
bloomington, Indiana  
(812) 332-2990 (Fax)

BYNUM FANYO & ASSOCIATES, INC.  
528 north walnut street  
(812) 332-8030



PROPOSED  
KINSER RIDGE SUBDIVISION

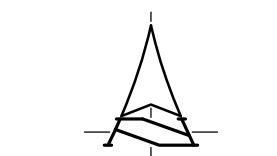
1030 W ACUFF RD  
BLOOMINGTON, IN 47404

title: SITE PLAN

## NOTE TO CONTRACTOR

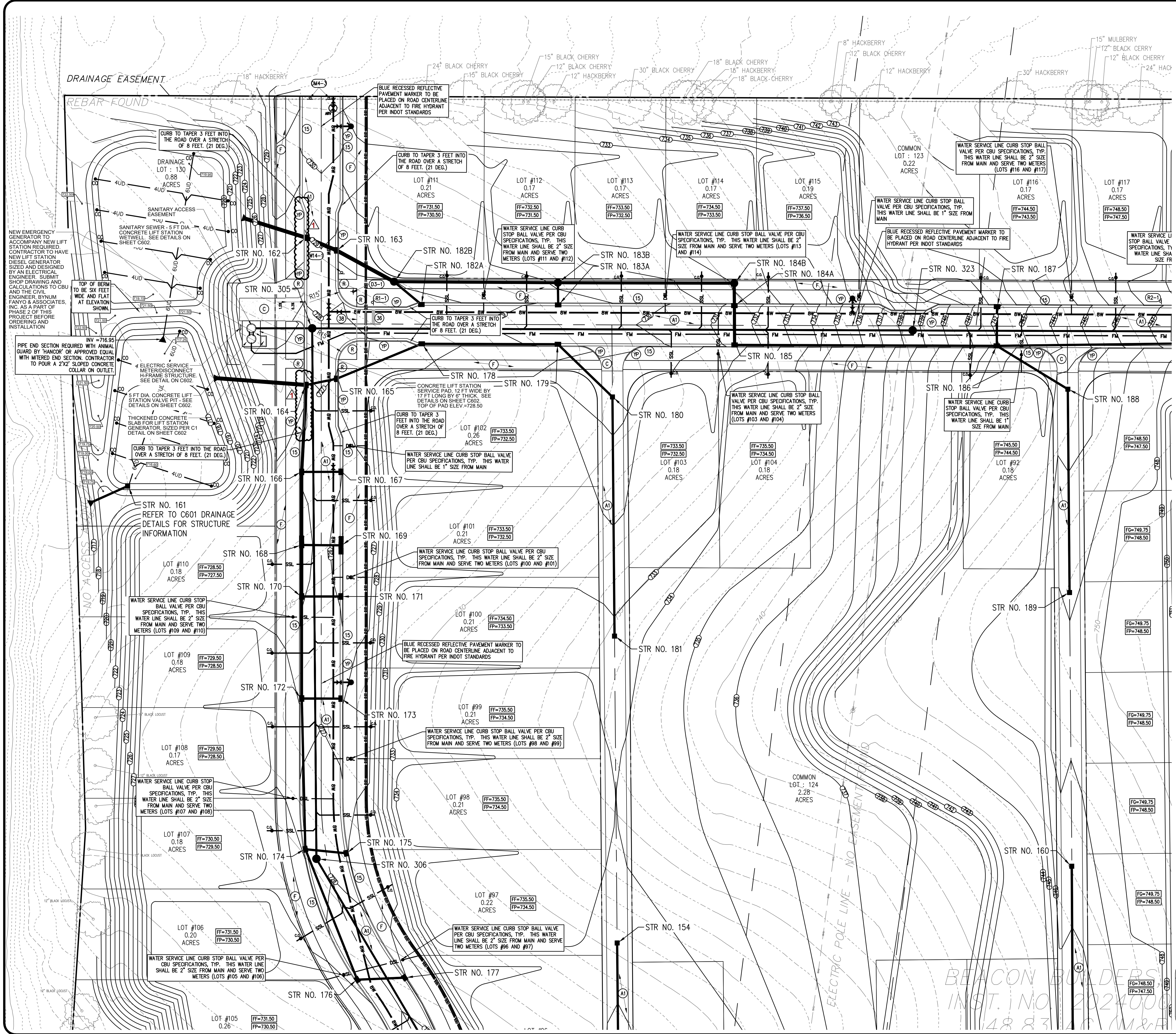
CONTRACTOR SHALL VERIFY ALL UTILITY LOCATIONS & DEPTHS AND NOTIFY ENGINEER OF ANY INACCURACIES IN LOCATION OR ELEVATION OR ANY CONFLICTS PRIOR TO & AFTER ANY EXCAVATION. NO PAYMENT SHALL BE MADE TO CONTRACTOR FOR UTILITY DESTRUCTION OR UNDERGROUND CHANGES REQUIRED DUE TO CONFLICTING ELEVATIONS.

designed by: DAS  
drawn by: DAS  
checked by: DJB  
sheet no: C301  
project no: 402334



SCALE: 1"=100'





### EXISTING LEGEND

EXISTING FENCE	---
EXISTING WATER LINE	W
EXISTING OVERHEAD UTILITY LINES	OHU
EXISTING UNDERGROUND ELECTRIC LINES	UGE
EXISTING UNDERGROUND TELEPHONE LINES	UGT
EXISTING UNDERGROUND FIBER OPTIC LINES	FO
EXISTING GAS LINE	GA
EXISTING SANITARY FORCEMAIN	FM
EXISTING ELEVATION CONTOUR LINE	XXX
EXISTING SANITARY SEWER AND MANHOLE	---
EXISTING STORM SEWER AND INLET	---
PROPERTY LINE	---
EXISTING EASEMENT	---
GEOTECHNICAL REPORT BORE HOLE	---
LOCATION - SEE SEPARATE	---
GEOTECHNICAL REPORT BY 'APEC'	---
FOR MORE INFORMATION	---

GEOTECHNICAL BORING KEY  
O GROUND ELEV=XXX  
R ROCK ELEV=XXX

### GRADING LEGEND

EXISTING CONTOUR	---
PROPOSED CONTOUR	---
PROPOSED SPOT GRADE ELEVATION	XXX
FINISH FLOOR ELEVATION	FF=XXX.XX
FINISH EARTHEN PAD ELEVATION FOR FUTURE HOME/GARAGE PLACEMENT	FP=XXX.XX
FINISH BASEMENT LEVEL ELEVATION	FB=XXX.XX

PROPOSED STORM PIPE AND INLET/MANHOLE, REFER TO PLAN AND PROFILE SHEETS FOR INLET DESIGN, REFER TO C601 FOR BACKFILL SPECIFICATIONS AND INLET/MANHOLE SPECIFICATIONS PER CBU STANDARDS

### UTILITY LEGEND

PROPOSED COMMERCIAL OR RESIDENTIAL DOMESTIC FOR 2-INCH OR LESS SERVICE LINES FROM THE METER SHALL BE EITHER TYPE 'K' COPPER IN CONFORMANCE WITH ASTM B88 OR BLUE POLYETHYLENE AWWA 901 PE4710, ASTM D2737, CTS SDR-21 (NSF 61). USE SDR-21 AND FITTINGS FOR DOMESTIC SERVICE LINES FROM THE METER TO THE BUILDINGS TO BE COMPRESSION TYPE '48' COVER MIN. REFER TO THE 'P' SERIES DRAWINGS FOR MORE INFORMATION AND FINAL SIZE DETERMINATION. LINE SHOWN SHALL BE CONNECTED AND SPLIT WITH VALVES AS INDICATED FOR ALL DOMESTIC RESIDENTIAL PORTIONS OF THE BUILDINGS. SEE CBU SPECIFICATIONS.

PROPOSED PUBLIC WATER LINE MAIN WITH LOCATE WIRE, AWWA C900 DR14. REFER TO PLAN AND PROFILE SHEETS FOR INLET DESIGN, REFER TO C601 FOR BACKFILL SPECIFICATIONS AND INLET/MANHOLE SPECIFICATIONS PER CBU STANDARDS.

PROPOSED POST INDICATOR VALVE LOCATION IN ACCORDANCE WITH CBU SPECIFICATIONS. CONTRACTOR TO PLACE MONITORING SWITCH WITH CONDUIT TO CONNECT TO CORRESPONDING PANEL WITHIN BUILDING - REFER TO THE FIRE PROTECTION SERIES DRAWINGS FOR MORE INFORMATION.

PROPOSED WATER VALVE PER CBU SPECIFICATIONS.

PROPOSED FIRE HYDRANT, HYDRANTS FROM PRIVATE MAINS SHALL BE PAINTED YELLOW AND 'ALUMINIZED' FROM PUBLIC MAINS PER CBU SPECIFICATION 4.4.4.4, REFER TO DETAIL.

PROPOSED DUAL WALL TYPE 'S' HOPE PERFORATED STORM PIPE UNDERDRAIN WITH SOCK SLOPED AT 1/8" MIN. TO OUTLET CONTROL STRUCTURE AS INDICATED ON SHEET C604. REFER TO PLAN FOR LOCATIONS, AND STORM SWEET CLEAN-OUT DETAIL, REFER TO POND DETAILS ON SHEET C604 FOR MORE INFORMATION AND FINAL SIZE DETERMINATION.

PROPOSED 8" ASTH D3034 SDR-35 PVC 6" MIN. SANITARY SEWER PIPING AND MANHOLE, REFER TO PLAN AND PROFILE SHEETS FOR INLET DESIGN, REFER TO C601 FOR BACKFILL SPECIFICATIONS AND INLET/MANHOLE SPECIFICATIONS PER CBU STANDARDS.

PROPOSED ASTH D3034 SDR-35 PVC 6" MIN. SANITARY LATERAL AND SANITARY SEWER CLEAN-OUT, REFER TO DETAILS, 24" COVER MIN. CONTRACTOR TO INSTALL 'RECTORSAL' CLEAN CHECK BACKWATER PREVENTER VALVE WITH RISER OR INLET PIT AND VALVE CASTING ACCORDING TO IPC SECTION 715 AND CBU SPECIFICATION SECTION 4.5.2.1.5.1.

PROPOSED PRIVATE 1-1/4" DR-11 HOPE FORCEMAIN PIPES AND E-ONE PUMP - REFER TO PLAN AND DETAIL SHEET C603.

PROPOSED PUBLIC 6" SDR-21 PVC FORCEMAIN PIPES WITH LOCATE WIRE, REFER TO PLAN NOTES AND CBU SPECIFICATIONS FOR MORE INFORMATION ON FORCEMAIN SPECIFICATIONS REQUIRED. 48" COVER MIN. CONNECT TO EXISTING MANHOLE AT LOCATIONS INDICATED ON PLAN. REFER TO BACKFILL DETAIL AS WELL.

PROPOSED PUBLIC 2" DR-11 HOPE FORCEMAIN PIPES WITH LOCATE WIRE, REFER TO PLAN NOTES AND CBU SPECIFICATIONS FOR MORE INFORMATION ON FORCEMAIN SPECIFICATIONS REQUIRED. 48" COVER MIN. CONNECT TO EXISTING MANHOLE AT LOCATIONS INDICATED ON PLAN. REFER TO BACKFILL DETAIL AS WELL.

PROPOSED PUBLIC 6" SDR-21 PVC FORCEMAIN PIPES WITH LOCATE WIRE, REFER TO PLAN NOTES AND CBU SPECIFICATIONS FOR MORE INFORMATION ON FORCEMAIN SPECIFICATIONS REQUIRED. 48" COVER MIN. CONNECT TO EXISTING MANHOLE AT LOCATIONS INDICATED ON PLAN. REFER TO BACKFILL DETAIL AS WELL.

PROPOSED PUBLIC 4" NON-METALLIC SCHEDULE 40 PVC (HEAVY WALL) WITH FULL STRING FOR INSERTION OF FIBER CABLES. MINIMUM 36" COVER AND 12" MINIMUM SEPARATION FROM OTHER UTILITIES. REFER TO PLAN NOTES AND CBU SPECIFICATIONS FOR REQUIREMENTS AND INSTALLATION PROCEDURES.

NOTE: ALL WATER AND SEWER CONSTRUCTION SHALL BE IN ACCORDANCE WITH THE CITY OF BLOOMINGTON UTILITY SPECIFICATIONS.

NOTE: ALL SITE AND BUILDING INTERNAL FIRE SUPPRESSION SYSTEM COMPONENTS SHALL BE COORDINATED WITH AND APPROVED BY THE CITY OF BLOOMINGTON FIRE INSPECTOR TM CLAPP AT BLOOMINGTON 3489-3689 AND THE FIRE SUPPRESSION ENGINEER BEFORE SYSTEM SHOWN IS CONSTRUCTED OR PARTS ORDERED.

### SITE LEGEND

(RW)	PROPOSED RETAINING WALL, SEE ENLARGED PLANS FOR ELEVATIONS AT GRADE. WALL TO INCLUDE A HANDRAIL WHEN GRADE TO GRADE DROP EXCEEDS 30". REFER TO STRUCTURAL PLANS FOR FURTHER DETAIL.	(D3-1)	PROPOSED INDOT 9" TALL ROAD STREET NAMES INTERSECTION SIGNS PER CITY OF BLOOMINGTON STANDARDS - REFER TO DETAILS (NOTE: PRIVATE STREETS SHALL BE BLUE, PUBLIC SHALL BE GREEN PER CBU STANDARDS, NOTIFY CBU OR ENGINEER WITH ANY QUESTIONS BEFORE SIGNS ORDERED).
(C)	PROPOSED CONCRETE PAVING - REFER TO DETAIL.	(R2-1)	PROPOSED INDOT 24" X 30" ROAD 'SPEED LIMIT' (20 MPH ON INTERNAL ROADS, 25 MPH ON NORTH PROW ROAD) SIGN - REFER TO DETAILS.
(A)	PROPOSED ROAD FULL DEPTH BITUMINOUS PAVING - REFER TO DETAIL.	(W14-1)	PROPOSED INDOT 30" X 30" ROAD 'DEAD END' SIGN - REFER TO DETAILS.
(A1)	PROPOSED ROAD BITUMINOUS PAVING - REFER TO DETAIL.	(R7-2)	PROPOSED INDOT 12" X 18" ROAD NO PARKING WITH 'ANY TIME' SIGN - REFER TO DETAILS.
(F)	PROPOSED CONCRETE SIDEWALK - REFER TO DETAIL.	(R1-1)	PROPOSED INDOT 30 IN. X 30 IN. ROAD STOP SIGN - REFER TO DETAIL.
(15)	PROPOSED 6 IN. CONCRETE CURB AND GUTTER - REFER TO DETAIL.	(OM4-3)	PROPOSED INDOT DIAMOND-SHAPED ALL-RED RETROREFLECTIVE SIGN 18" PER SIDE - REFER TO DETAILS.
(35)	PROPOSED PAVEMENT MARKING, THERMOPLASTIC, DOUBLE SOLID LINE, YELLOW, 2" - 4" WIDE LINES SPACED 4" WIDE (MARKING PER INDOT STANDARD SPECIFICATIONS CHAP. 808 AND MUTCD PART 3 STANDARDS).	(R)	PROPOSED SIDEWALK ACCESSIBLE RAMP - REFER TO DETAIL.
(36)	PROPOSED STAIR PAVEMENT MARKING, PAVEMENT MARKING THERMOPLASTIC, SOLID, WHITE, 24" WIDE, VARIABLE LENGTH AS SHOWN ON PLANS. 4" SEPARATION FROM ANY CROSSWALK MARKINGS.		NOTE: ASSOCIATED CROSSWALK TO ADHERE TO PROWAG ADA PUBLIC ROW ACCESSIBILITY STANDARDS, REFER TO PROFILE SHEETS FOR LOCAL CROSS SLOPES. SPOT GRADES PROVIDED FOR UNIQUE GEOMETRY.
(38)	PROPOSED CROSSWALK PAVEMENT MARKING, PAVEMENT MARKING THERMOPLASTIC, SOLID, WHITE, WIDTH TO MATCH SIDEWALK, SEE PLAN (TRADITIONAL CROSSWALK PAVEMENT MARKINGS PER CBU STANDARD DRAWING PM-3 & PM-6).	(YP)	TOP AND FACE OF CURB WITHIN ADJACENT HATCHED AREA TO BE PAINTED YELLOW.
(PP)	PROPOSED PAVEMENT PATCH - REFER TO DETAIL.		

### NOTE TO CONTRACTOR

CONTRACTOR SHALL VERIFY ALL UTILITY LOCATIONS & DEPTHS AND NOTIFY ENGINEER OF ANY INACCURACIES IN LOCATION OR ELEVATION OR ANY CONFLICTS PRIOR TO & AFTER ANY EXCAVATION. NO PAYMENT SHALL BE MADE TO CONTRACTOR FOR UTILITY DESTRUCTION OR UNDERGROUND CHANGES REQUIRED DUE TO CONFLICTING ELEVATIONS.

revisions:  
2/28/25 - COB Revisions:  
lengthen R3 bumpout

ARCHITECTURE  
CIVIL ENGINEERING  
PLANNING  
BYNUM FANYO & ASSOCIATES, INC.  
Bloomington, Indiana  
(812) 339-2990 (Fax)

528 north walnut street  
(812) 332-8030

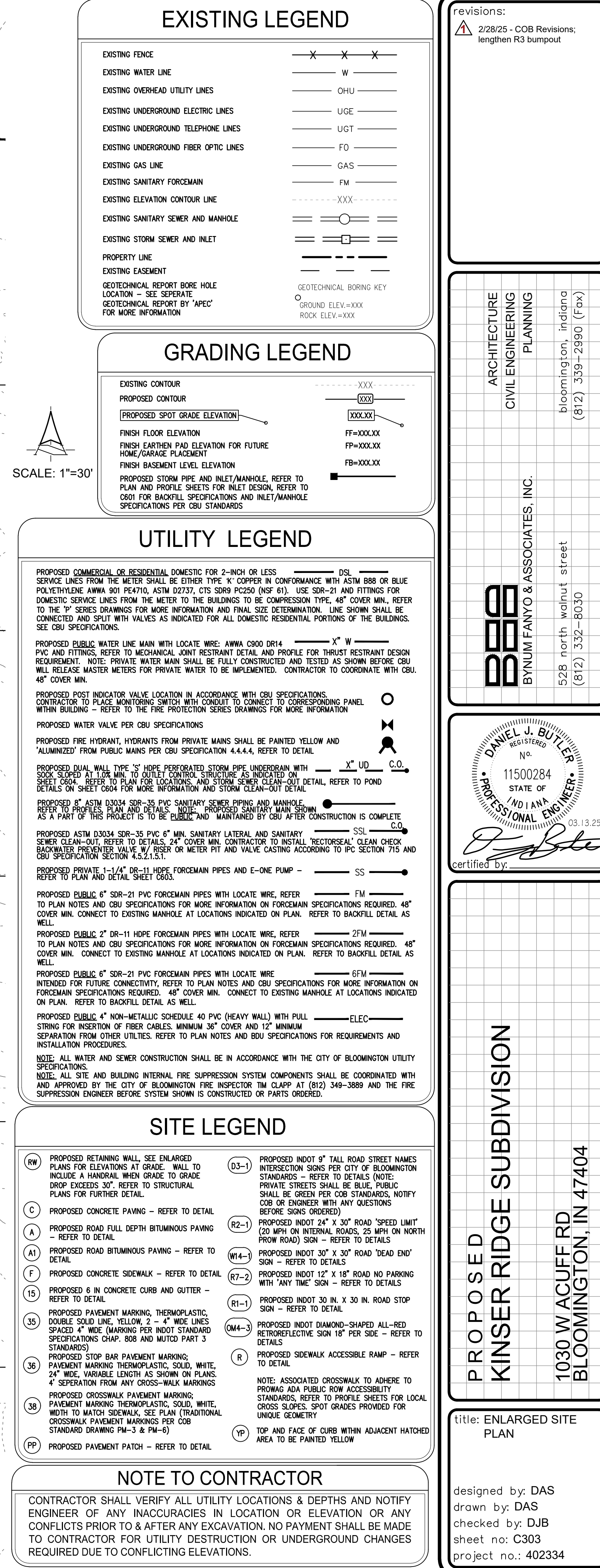
DANIEL J. BUTLER  
REGISTERED  
11500284  
STATE OF  
INDIANA  
PROFESSIONAL ENGINEER  
13.13.25  
certified by:

PROPOSED  
KINSER RIDGE SUBDIVISION  
1030 W ACUFF RD  
BLOOMINGTON, IN 47404

title: ENLARGED SITE  
PLAN

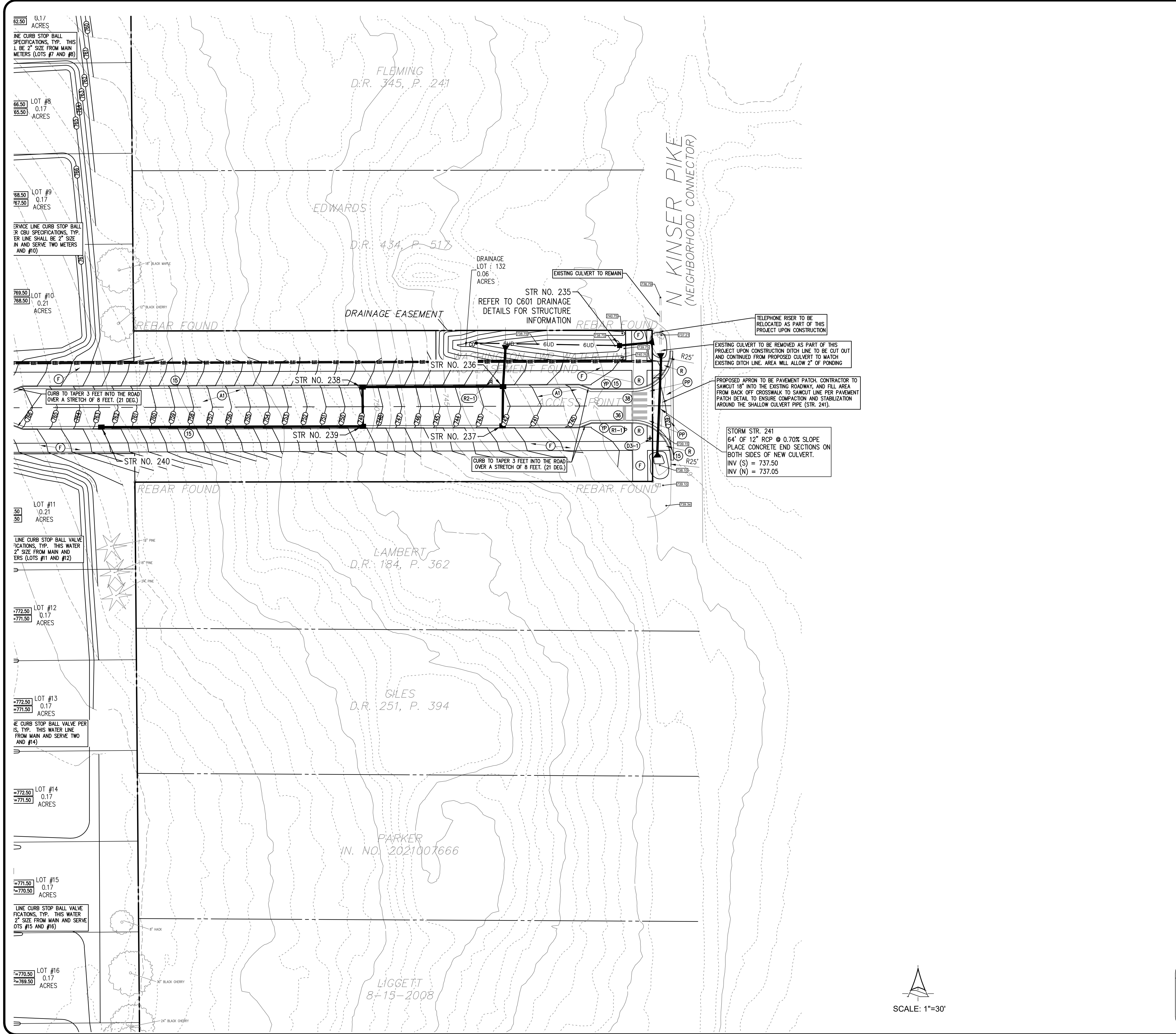
designed by: DAS  
drawn by: DAS  
checked by: DJB  
sheet no: C302  
project no: 402334





designed by: DAS  
drawn by: DAS  
checked by: DJB  
sheet no: C303  
project no.: 402334





### EXISTING LEGEND

EXISTING FENCE	---
EXISTING WATER LINE	W
EXISTING OVERHEAD UTILITY LINES	OHU
EXISTING UNDERGROUND ELECTRIC LINES	UGE
EXISTING UNDERGROUND TELEPHONE LINES	UGT
EXISTING UNDERGROUND FIBER OPTIC LINES	FO
EXISTING GAS LINE	GAS
EXISTING SANITARY FORCEMAIN	FM
EXISTING ELEVATION CONTOUR LINE	XXX
EXISTING SANITARY SEWER AND MANHOLE	---
EXISTING STORM SEWER AND INLET	---
PROPERTY LINE	---
EXISTING EASEMENT	---
GEOTECHNICAL REPORT BORE HOLE LOCATION - SEE SEPARATE GEOTECHNICAL REPORT BY "APEC" FOR MORE INFORMATION	○

GEOTECHNICAL BORING KEY  
○ GROUND ELEV.=XXXX  
○ ROCK ELEV.=XXXX

### GRADING LEGEND

EXISTING CONTOUR	---
PROPOSED CONTOUR	---
PROPOSED SPOT GRADE ELEVATION	XXX
FINISH FLOOR ELEVATION	FF=XXXXXX
FINISH EARTHEN PAD ELEVATION FOR FUTURE HOME/GARAGE PLACEMENT	FP=XXXXXX
FINISH BASEMENT LEVEL ELEVATION	FB=XXXXXX
PROPOSED STORM PIPE AND INLET/MANHOLE, REFER TO PLAN AND PROFILE SHEETS FOR INLET DESIGN, REFER TO C601 FOR BACKFILL SPECIFICATIONS AND INLET/MANHOLE SPECIFICATIONS PER CBU STANDARDS	---

### UTILITY LEGEND

PROPOSED COMMERCIAL OR RESIDENTIAL DOMESTIC FOR 2-INCH OR LESS SERVICE LINES FROM THE METER SHALL BE EITHER TYPE "K" COPPER IN CONFORMANCE WITH ASTM B88 OR BLUE POLYETHYLENE AWWA 901 PE4710, ASTM D2737, CTS SDR35 P2250 (NSF 61). USE SDR-21 AND FITTINGS FOR DOMESTIC SERVICE LINES FROM THE METER TO THE BUILDINGS TO BE COMPRESSION TYPE, 48" COVER MIN. REFER TO THE "P" SERIES DRAWINGS FOR MORE INFORMATION AND FINAL SIZE DETERMINATION. LINE SHOWN SHALL BE CONNECTED AND SPLIT WITH VALVES AS INDICATED FOR ALL DOMESTIC RESIDENTIAL PORTIONS OF THE BUILDINGS. SEE CBU SPECIFICATIONS.

PROPOSED PUBLIC WATER LINE MAIN WITH LOCATE WIRE, AWWA C900 DR14. PVC AND FITTINGS, REFER TO MECHANICAL JOINT RESTRAINT DETAIL AND PROFILE FOR THURST RESTRAINT DESIGN REQUIREMENT. NOTE: PRIVATE WATER MAIN SHALL BE FULLY CONSTRUCTED AND TESTED AS SHOWN BEFORE CBU WILL RELEASE MASTER METERS FOR PRIVATE WATER TO BE IMPLEMENTED. CONTRACTOR TO COORDINATE WITH CBU. 48" COVER MIN.

PROPOSED POST INDICATOR VALVE LOCATION IN ACCORDANCE WITH CBU SPECIFICATIONS. CONTRACTOR TO PLACE MONITORING SWITCH WITH CONDUIT TO CONNECT TO CORRESPONDING PANEL WITHIN BUILDING - REFER TO THE FIRE PROTECTION SERIES DRAWINGS FOR MORE INFORMATION

PROPOSED WATER VALVE PER CBU SPECIFICATIONS

PROPOSED FIRE HYDRANT, HYDRANTS FROM PRIVATE MAINS SHALL BE PAINTED YELLOW AND "ALUMINIZED" FROM PUBLIC MAINS PER CBU SPECIFICATION 4.4.4.4, REFER TO DETAIL

PROPOSED DUAL WALL TYPE "S" HOPE PERFORATED STORM PIPE UNDERDRAIN WITH SOCK SLOPED AT 1/8" MIN. TO OUTLET CONTROL STRUCTURE AS INDICATED ON SHEET C604. REFER TO PLAN FOR LOCATIONS, AND STORM SWEET CLEAN-OUT DETAIL, REFER TO POND DETAILS ON SHEET C604 FOR MORE INFORMATION AND STORM CLEAN-OUT DETAIL

PROPOSED 8" ASTM D3034 SDR-35 PVC 6" MIN. SANITARY LATERAL AND SANITARY SEWER CLEAN-OUT, REFER TO DETAILS, 24" COVER MIN. CONTRACTOR TO INSTALL "RECTORSEAL" CLEAN CHECK BACKWATER PREVENTER VALVE W/ VALVE CASTING ACCORDING TO IPC SECTION 715 AND CBU SPECIFICATION SECTION 4.5.2.1.5.1.

PROPOSED PRIVATE 1-1/4" DR-11 HOPE FORCEMAIN PIPES AND E-ONE PUMP - REFER TO PLAN AND DETAIL SHEET C603.

PROPOSED PUBLIC 6" SDR-21 PVC FORCEMAIN PIPES WITH LOCATE WIRE, REFER TO PLAN NOTES AND CBU SPECIFICATIONS FOR MORE INFORMATION ON FORCEMAIN SPECIFICATIONS REQUIRED. 48" COVER MIN. CONNECT TO EXISTING MANHOLE AT LOCATIONS INDICATED ON PLAN. REFER TO BACKFILL DETAIL AS WELL.

PROPOSED PUBLIC 2" DR-11 HOPE FORCEMAIN PIPES WITH LOCATE WIRE, REFER TO PLAN NOTES AND CBU SPECIFICATIONS FOR MORE INFORMATION ON FORCEMAIN SPECIFICATIONS REQUIRED. 48" COVER MIN. CONNECT TO EXISTING MANHOLE AT LOCATIONS INDICATED ON PLAN. REFER TO BACKFILL DETAIL AS WELL.

PROPOSED PUBLIC 6" SDR-21 PVC FORCEMAIN PIPES WITH LOCATE WIRE, INTENDED FOR FUTURE CONNECTIVITY, REFER TO PLAN NOTES AND CBU SPECIFICATIONS FOR MORE INFORMATION ON FORCEMAIN SPECIFICATIONS REQUIRED. 48" COVER MIN. CONNECT TO EXISTING MANHOLE AT LOCATIONS INDICATED ON PLAN. REFER TO BACKFILL DETAIL AS WELL.

PROPOSED PUBLIC 4" NON-METALLIC SCHEDULE 40 PVC (HEAVY WALL) WITH PULL STRING FOR INSERTION OF FIBER CABLES. MINIMUM 36" COVER AND 12" MINIMUM SEPARATION FROM OTHER UTILITIES. REFER TO PLAN NOTES AND CBU SPECIFICATIONS FOR REQUIREMENTS AND INSTALLATION PROCEDURES

NOTE: ALL WATER AND SEWER CONSTRUCTION SHALL BE IN ACCORDANCE WITH THE CITY OF BLOOMINGTON UTILITY SPECIFICATIONS.

NOTE: ALL SITE AND BUILDING INTERNAL FIRE SUPPRESSION SYSTEM COMPONENTS SHALL BE COORDINATED WITH AND APPROVED BY THE CITY OF BLOOMINGTON FIRE INSPECTOR TM CLAPP AT (812) 349-3689 AND THE FIRE SUPPRESSION ENGINEER BEFORE SYSTEM SHOWN IS CONSTRUCTED OR PARTS ORDERED.

### SITE LEGEND

(RW)	PROPOSED RETAINING WALL - SEE ENLARGED PLANS FOR ELEVATIONS AT GRADE. WALL TO INCLUDE A HANDRAIL WHEN GRADE TO GRADE DROP EXCEEDS 30". REFER TO STRUCTURAL PLANS FOR FURTHER DETAIL.	(D3-1)	PROPOSED INDOT 9" TALL ROAD STREET NAMES INTERSECTION SIGNS PER CITY OF BLOOMINGTON STANDARDS - REFER TO DETAILS (NOTE: PRIVATE STREETS SHALL BE BLUE, PUBLIC SHALL BE GREEN PER CBU STANDARDS, NOTIFY CUB OR ENGINEER WITH ANY QUESTIONS BEFORE SIGNS ORDERED)
(C)	PROPOSED CONCRETE PAVING - REFER TO DETAIL	(R2-1)	PROPOSED INDOT 24" X 30" ROAD "SPEED LIMIT" (20 MPH ON INTERNAL ROADS, 25 MPH ON NORTH PROW ROAD) SIGN - REFER TO DETAILS
(A)	PROPOSED ROAD FULL DEPTH BITUMINOUS PAVING - REFER TO DETAIL	(W4-1)	PROPOSED INDOT 30" X 30" ROAD "DEAD END" SIGN - REFER TO DETAILS
(F)	PROPOSED CONCRETE SIDEWALK - REFER TO DETAIL	(R7-2)	PROPOSED INDOT 12" X 18" ROAD NO PARKING WITH "ANY TIME" SIGN - REFER TO DETAILS
(15)	PROPOSED 6 IN CONCRETE CURB AND GUTTER - REFER TO DETAIL	(R1-1)	PROPOSED INDOT 30 IN. X 30 IN. ROAD STOP SIGN - REFER TO DETAIL
(35)	PROPOSED PAVEMENT MARKING, THERMOPLASTIC, DOUBLE SOLID LINE, YELLOW, 2 - 4" WIDE LINES SPACED 4" WIDE (MARKING PER INDOT STANDARD SPECIFICATIONS CHAP. 808 AND MUTCD PART 3 STANDARDS)	(DM4-3)	PROPOSED INDOT DIAMOND-SHAPED ALL-RED RETROREFLECTIVE SIGN 18" PER SIDE - REFER TO DETAILS
(36)	PROPOSED STOP BAR PAVEMENT MARKING, PAVEMENT MARKING THERMOPLASTIC, SOLID, WHITE, 24" WIDE, VARIABLE LENGTH AS SHOWN ON PLANS, 4" SEPARATION FROM ANY CROSS-WALK MARKINGS	(R)	PROPOSED SIDEWALK ACCESSIBLE RAMP - REFER TO DETAIL
(38)	PROPOSED CROSSWALK PAVEMENT MARKING, PAVEMENT MARKING THERMOPLASTIC, SOLID, WHITE, WIDTH TO MATCH SIDEWALK, SEE PLAN (TRADITIONAL CROSSWALK PAVEMENT MARKINGS PER CBU STANDARD DRAWING PM-3 & PM-6)	(YP)	NOTE: ASSOCIATED CROSSWALK TO ADHERE TO PROWAG ADA PUBLIC ROW ACCESSIBILITY STANDARDS, REFER TO PROFILE SHEETS FOR LOCAL CROSS SLOPES. SPOT GRADES PROVIDED FOR UNIQUE GEOMETRY
(PP)	PROPOSED PAVEMENT PATCH - REFER TO DETAIL		TOP AND FACE OF CURB WITHIN ADJACENT HATCHED AREA TO BE PAINTED YELLOW

### NOTE TO CONTRACTOR

CONTRACTOR SHALL VERIFY ALL UTILITY LOCATIONS & DEPTHS AND NOTIFY ENGINEER OF ANY INACCURACIES IN LOCATION OR ELEVATION OR ANY CONFLICTS PRIOR TO & AFTER ANY EXCAVATION. NO PAYMENT SHALL BE MADE TO CONTRACTOR FOR UTILITY DESTRUCTION OR UNDERGROUND CHANGES REQUIRED DUE TO CONFLICTING ELEVATIONS.

revisions:

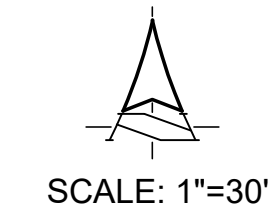
ARCHITECTURE	CIVIL ENGINEERING	PLANNING
BYNUM FANYO & ASSOCIATES, INC.		
528 north walnut street (812) 332-8030		

**PROPOSED KINSER RIDGE SUBDIVISION**

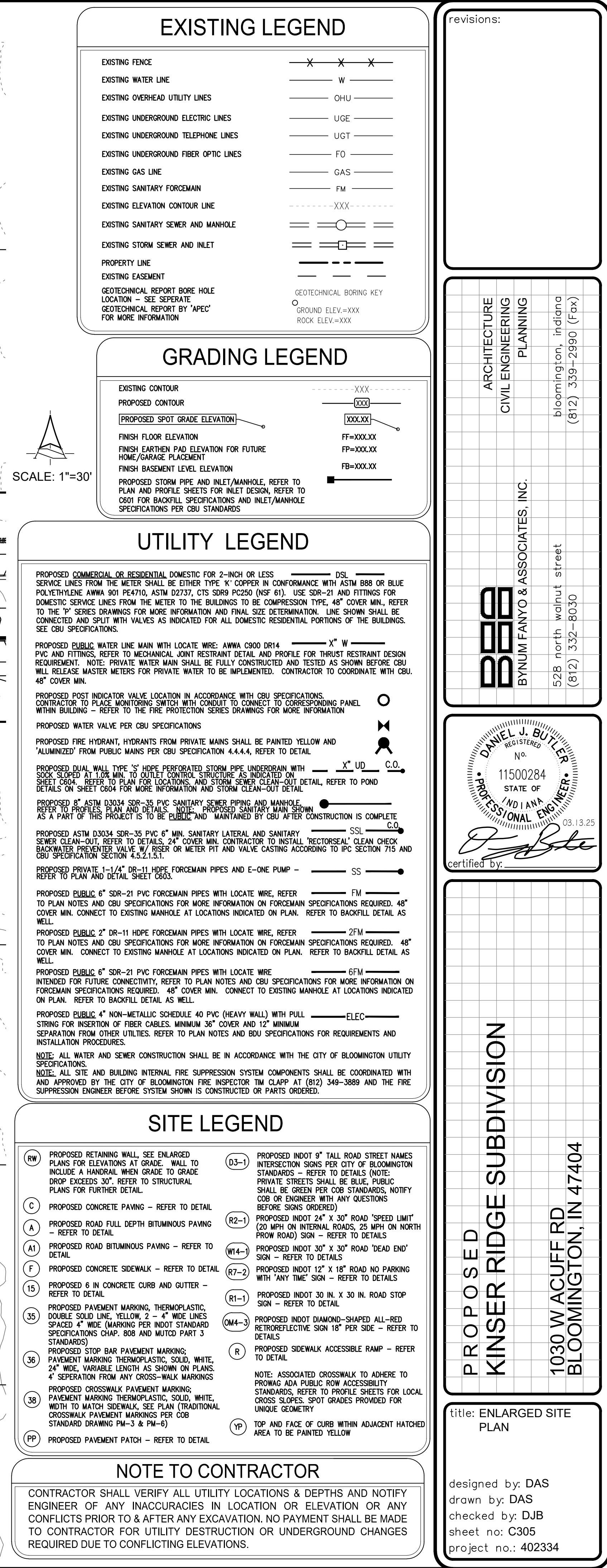
1030 W ACUFF RD  
BLOOMINGTON, IN 47404

title: ENLARGED SITE PLAN

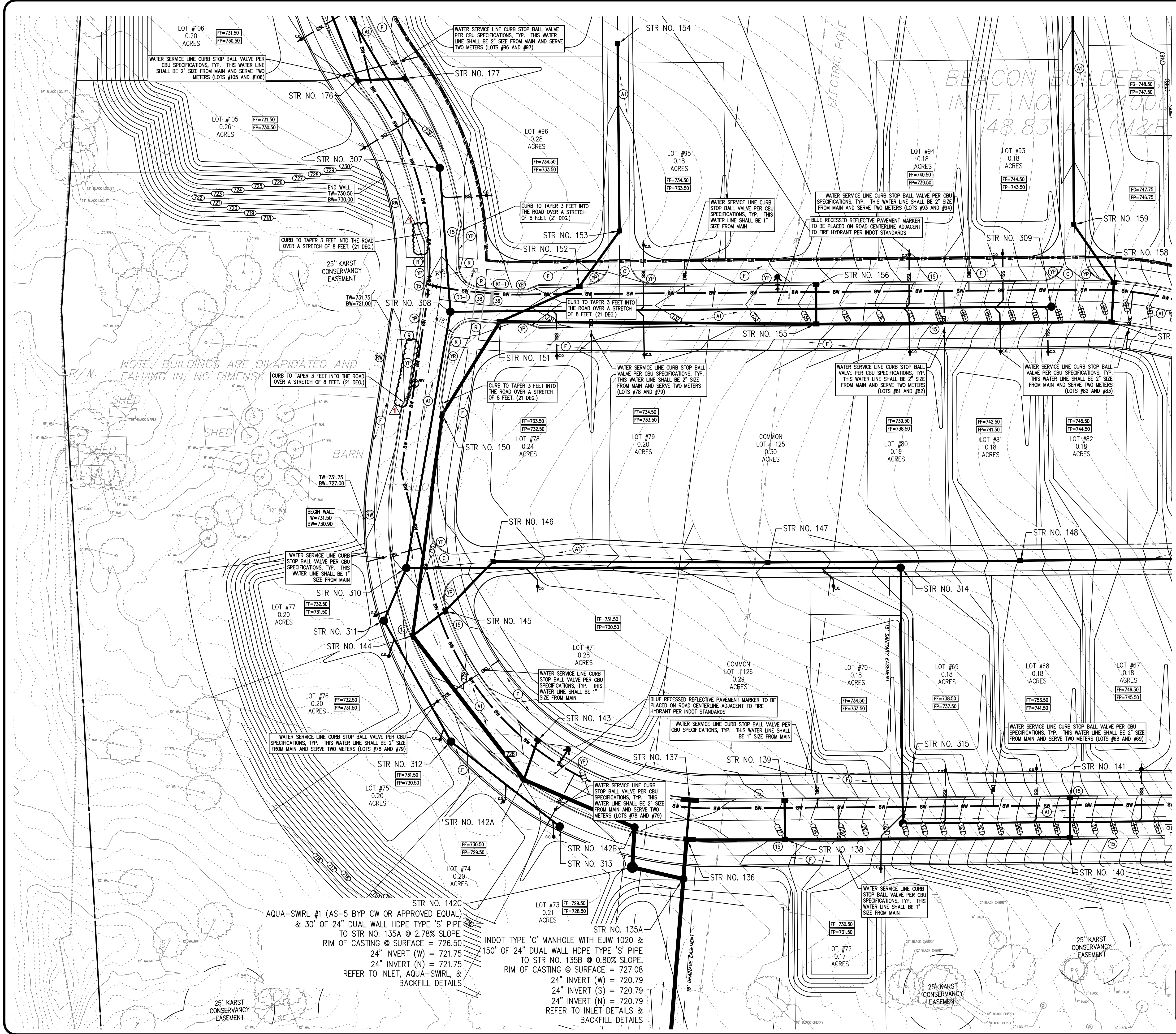
designed by: DAS  
drawn by: DAS  
checked by: DJB  
sheet no: C304  
project no.: 402334











### EXISTING LEGEND

EXISTING FENCE	---
EXISTING WATER LINE	W
EXISTING OVERHEAD UTILITY LINES	OHU
EXISTING UNDERGROUND ELECTRIC LINES	UGE
EXISTING UNDERGROUND TELEPHONE LINES	UGT
EXISTING UNDERGROUND FIBER OPTIC LINES	FO
EXISTING GAS LINE	GAS
EXISTING SANITARY FORCEMAIN	FM
EXISTING ELEVATION CONTOUR LINE	XXX
EXISTING SANITARY SEWER AND MANHOLE	---
EXISTING STORM SEWER AND INLET	---
PROPERTY LINE	---
EXISTING EASEMENT	---
GEOTECHNICAL REPORT BORE HOLE LOCATION - SEE SEPARATE GEOTECHNICAL REPORT BY "APEC" FOR MORE INFORMATION	---

GEOTECHNICAL BORING KEY  
O GROUND ELEV=XXX  
X ROCK ELEV=XXX

### GRADING LEGEND

EXISTING CONTOUR	---
PROPOSED CONTOUR	---
PROPOSED SPOT GRADE ELEVATION	XXX.XX
FINISH FLOOR ELEVATION	FF=XXX.XX
FINISH EARTHEN PAD ELEVATION FOR FUTURE HOME/GARAGE PLACEMENT	FP=XXX.XX
FINISH BASEMENT LEVEL ELEVATION	FB=XXX.XX
PROPOSED STORM PIPE AND INLET/MANHOLE, REFER TO PLAN AND PROFILE SHEETS FOR INLET DESIGN, REFER TO CSD FOR BACKFILL SPECIFICATIONS AND INLET/MANHOLE SPECIFICATIONS PER CBU STANDARDS	---

SCALE: 1"=30'

### UTILITY LEGEND

PROPOSED COMMERCIAL OR RESIDENTIAL DOMESTIC FOR 2-INCH OR LESS SERVICE LINES FROM THE METER SHALL BE EITHER TYPE "K" COPPER IN CONFORMANCE WITH ASTM B88 OR BLUE POLYETHYLENE AWWA 901 PE4710, ASTM D2737, CTS SDR-21 (NSF 61). USE SDR-21 AND FITTINGS FOR DOMESTIC SERVICE LINES FROM THE METER TO THE BUILDINGS TO BE COMPRESSION TYPE. 48" COVER MIN. REFER TO THE "P" SERIES DRAWINGS FOR MORE INFORMATION AND FINAL SIZE DETERMINATION. LINE SHOWN SHALL BE CONNECTED AND SPLIT WITH VALVES AS INDICATED FOR ALL DOMESTIC RESIDENTIAL PORTIONS OF THE BUILDINGS. SEE CBU SPECIFICATIONS.

PROPOSED PUBLIC WATER LINE MAIN WITH LOCATE WIRE, AWWA C900 DR14. PVC AND FITTINGS, REFER TO MECHANICAL DETAIL AND PROFILE FOR THURST RESTRAINT DESIGN REQUIREMENT. NOTE: PRIVATE WATER MAIN SHALL BE FULLY CONSTRUCTED AND TESTED AS SHOWN BEFORE CBU WILL RELEASE MASTER METERS FOR PRIVATE WATER TO BE IMPLEMENTED. CONTRACTOR TO COORDINATE WITH CBU. 48" COVER MIN.

PROPOSED POST INDICATOR VALVE LOCATION IN ACCORDANCE WITH CBU SPECIFICATIONS. CONTRACTOR TO PLACE MONITORING SWITCH WITH CONDUIT TO CONNECT TO CORRESPONDING PANEL WITHIN BUILDING - REFER TO THE FIRE PROTECTION SERIES DRAWINGS FOR MORE INFORMATION.

PROPOSED WATER VALVE PER CBU SPECIFICATIONS.

PROPOSED FIRE HYDRANT, HYDRANTS FROM PRIVATE MAINS SHALL BE PAINTED YELLOW AND "ALUMINIZED" FROM PUBLIC MAINS PER CBU SPECIFICATION 4.4.4.4. REFER TO DETAIL.

PROPOSED DUAL WALL TYPE "S" HOPE PERFORATED STORM PIPE UNDERDRAIN WITH SOCK SLOPED AT 1/8" MIN. TO OUTLET CONTROL STRUCTURE AS INDICATED ON SHEET C604. REFER TO PLAN FOR LOCATIONS AND STORM SWEET CLEAN-OUT DETAIL. REFER TO POND DETAILS ON SHEET C604 FOR MORE INFORMATION AND STORM CLEAN-OUT DETAIL.

PROPOSED 8" ASTH D3034 SDR-35 PVC 6" MIN. SANITARY LATERAL AND SANITARY SEWER CLEAN-OUT, REFER TO DETAILS. 24" COVER MIN. CONTRACTOR TO INSTALL "RECTORSAL" CLEAN CHECK BACKWATER PREVENTER VALVE W/ ROSTER TO VALVE CASTING ACCORDING TO IPC SECTION 715 AND CBU SPECIFICATION SECTION 4.5.2.1.5.1.

PROPOSED PRIVATE 1-1/4" DR-11 HOPE FORCEMAIN PIPES AND E-ONE PUMP - REFER TO PLAN AND DETAIL SHEET C603.

PROPOSED PUBLIC 6" SDR-21 PVC FORCEMAIN PIPES WITH LOCATE WIRE, REFER TO PLAN NOTES AND CBU SPECIFICATIONS FOR MORE INFORMATION ON FORCEMAIN SPECIFICATIONS REQUIRED. 48" COVER MIN. CONNECT TO EXISTING MANHOLE AT LOCATIONS INDICATED ON PLAN. REFER TO BACKFILL DETAIL AS WELL.

PROPOSED PUBLIC 2" DR-11 HOPE FORCEMAIN PIPES WITH LOCATE WIRE, REFER TO PLAN NOTES AND CBU SPECIFICATIONS FOR MORE INFORMATION ON FORCEMAIN SPECIFICATIONS REQUIRED. 48" COVER MIN. CONNECT TO EXISTING MANHOLE AT LOCATIONS INDICATED ON PLAN. REFER TO BACKFILL DETAIL AS WELL.

PROPOSED PUBLIC 6" SDR-21 PVC FORCEMAIN PIPES WITH LOCATE WIRE, INTENDED FOR FUTURE CONNECTIVITY, REFER TO PLAN NOTES AND CBU SPECIFICATIONS FOR MORE INFORMATION ON FORCEMAIN SPECIFICATIONS REQUIRED. 48" COVER MIN. CONNECT TO EXISTING MANHOLE AT LOCATIONS INDICATED ON PLAN. REFER TO BACKFILL DETAIL AS WELL.

PROPOSED PUBLIC 4" NON-METALLIC SCHEDULE 40 PVC (HEAVY WALL) WITH FULL STRING FOR INSERTION OF FIBER CABLES. MINIMUM 36" COVER AND 12" MINIMUM SEPARATION FROM OTHER UTILITIES. REFER TO PLAN NOTES AND CBU SPECIFICATIONS FOR REQUIREMENTS AND INSTALLATION PROCEDURES.

NOTE: ALL WATER AND SEWER CONSTRUCTION SHALL BE IN ACCORDANCE WITH THE CITY OF BLOOMINGTON UTILITY SPECIFICATIONS.

NOTE: ALL SITE AND BUILDING INTERNAL FIRE SUPPRESSION SYSTEM COMPONENTS SHALL BE COORDINATED WITH AND APPROVED BY THE CITY OF BLOOMINGTON FIRE INSPECTOR TM CLAPP AT (812) 349-3689 AND THE FIRE SUPPRESSION ENGINEER BEFORE SYSTEM SHOWN IS CONSTRUCTED OR PARTS ORDERED.

### SITE LEGEND

(RW)	PROPOSED RETAINING WALL. SEE ENLARGED PLANS FOR ELEVATIONS AT GRADE. WALL TO INCLUDE A HANDRAIL WHEN GRADE TO GRADE DROP EXCEEDS 30". REFER TO STRUCTURAL PLANS FOR FURTHER DETAIL.	(D3-1)	PROPOSED INDOT 8" TALL ROAD STREET NAMES INTERSECTION SIGNS PER CITY OF BLOOMINGTON STANDARDS - REFER TO DETAILS (NOTE: PRIVATE STREETS SHALL BE BLUE, PUBLIC SHALL BE GREEN PER CBU STANDARDS, NOTIFY CBU OR ENGINEER WITH ANY QUESTIONS BEFORE SIGNS ORDERED).
(C)	PROPOSED CONCRETE PAVING - REFER TO DETAIL.	(R2-1)	PROPOSED INDOT 24" X 30" ROAD "SPEED LIMIT" (20 MPH ON INTERNAL ROADS, 25 MPH ON NORTH PROW ROAD) SIGN - REFER TO DETAILS.
(A)	PROPOSED ROAD FULL DEPTH BITUMINOUS PAVING - REFER TO DETAIL.	(W14-1)	PROPOSED INDOT 30" X 30" ROAD "DEAD END" SIGN - REFER TO DETAILS.
(F)	PROPOSED CONCRETE SIDEWALK - REFER TO DETAIL.	(R7-2)	PROPOSED INDOT 12" X 18" ROAD NO PARKING WITH "ANY TIME" SIGN - REFER TO DETAILS.
(15)	PROPOSED 6 IN CONCRETE CURB AND GUTTER - REFER TO DETAIL.	(R1-1)	PROPOSED INDOT 30 IN X 30 IN ROAD STOP SIGN - REFER TO DETAIL.
(35)	PROPOSED PAVEMENT MARKING, THERMOPLASTIC, DOUBLE SOLID LINE, YELLOW, 2" - 4" WIDE LINES SPACED 4" WIDE (MARKING PER INDOT STANDARD SPECIFICATIONS CHAP. 808 AND MUTCD PART 3 STANDARDS).	(QMA-3)	PROPOSED INDOT DIAMOND-SHAPED ALL-RED REVERSE-REFLECTIVE SIGN 18" PER SIDE - REFER TO DETAILS.
(36)	PROPOSED PAVEMENT MARKING, THERMOPLASTIC, SOLID, WHITE, 24" WIDE, VARIABLE LENGTH AS SHOWN ON PLANS. 4" SEPARATION FROM ANY CROSS-WALK MARKINGS.	(R)	PROPOSED SIDEWALK ACCESSIBLE RAMP - REFER TO DETAIL.
(38)	PROPOSED CROSSWALK PAVEMENT MARKING, PAVEMENT MARKING THERMOPLASTIC, SOLID, WHITE, WIDTH TO MATCH SIDEWALK, SEE PLAN (TRADITIONAL CROSSWALK PAVEMENT MARKINGS PER CBU STANDARD DRAWING PM-3 & PM-6).	NOTE: ASSOCIATED CROSSWALK TO ADHERE TO PROWAG ADA PUBLIC ROW ACCESSIBILITY STANDARDS, REFER TO PROFILE SHEETS FOR LOCAL CROSS SLOPES. SPOT GRADES PROVIDED FOR LOCAL GEOMETRY.	
(PP)	PROPOSED PAVEMENT PATCH - REFER TO DETAIL.	(YP)	TOP AND FACE OF CURB WITHIN ADJACENT HATCHED AREA TO BE PAINTED YELLOW.

### NOTE TO CONTRACTOR

CONTRACTOR SHALL VERIFY ALL UTILITY LOCATIONS & DEPTHS AND NOTIFY ENGINEER OF ANY INACCURACIES IN LOCATION OR ELEVATION OR ANY CONFLICTS PRIOR TO & AFTER ANY EXCAVATION. NO PAYMENT SHALL BE MADE TO CONTRACTOR FOR UTILITY DESTRUCTION OR UNDERGROUND CHANGES REQUIRED DUE TO CONFLICTING ELEVATIONS.

revisions:  
2/28/25 - COB Revisions:  
lengthen R3 bumpout

ARCHITECTURE  
CIVIL ENGINEERING  
PLANNING

BYNUM FANYO & ASSOCIATES, INC.

bloomington, indiana  
(812) 332-2990 (Fax)

DANIEL J. BUTLER  
REGISTERED  
11500284  
STATE OF  
INDIANA  
PROFESSIONAL ENGINEER  
13.13.25

certified by:

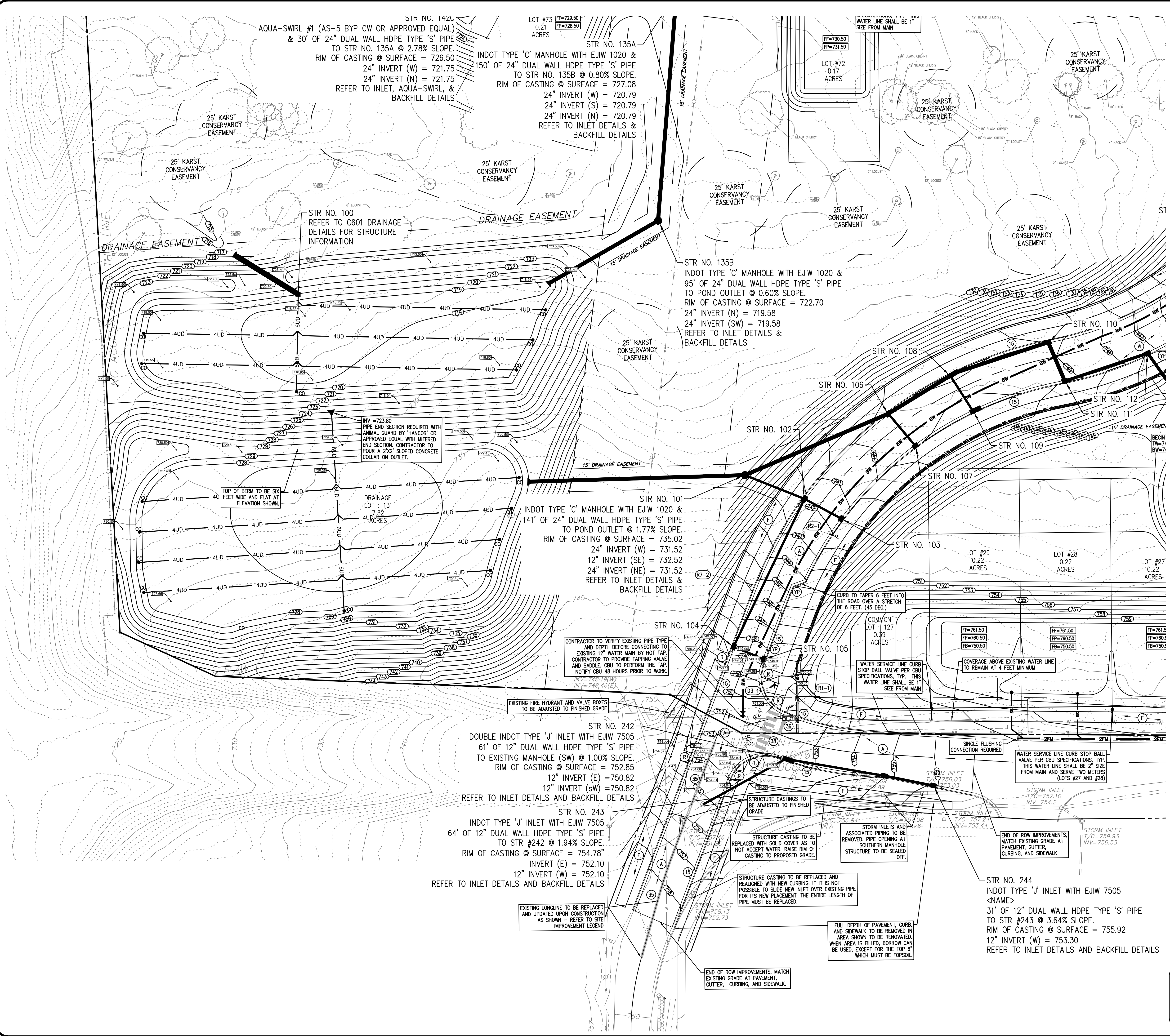
PROPOSED  
KINSER RIDGE SUBDIVISION

1030 W ACUFF RD  
BLOOMINGTON, IN 47404

title: ENLARGED SITE  
PLAN

designed by: DAS  
drawn by: DAS  
checked by: DJB  
sheet no: C306  
project no: 402334





### EXISTING LEGEND

EXISTING FENCE	---
EXISTING WATER LINE	W
EXISTING OVERHEAD UTILITY LINES	OHU
EXISTING UNDERGROUND ELECTRIC LINES	UGE
EXISTING UNDERGROUND TELEPHONE LINES	UGT
EXISTING UNDERGROUND FIBER OPTIC LINES	FO
EXISTING GAS LINE	GAS
EXISTING SANITARY FORCEMAIN	FM
EXISTING ELEVATION CONTOUR LINE	XXX
EXISTING SANITARY SEWER AND MANHOLE	---
EXISTING STORM SEWER AND INLET	---
PROPERTY LINE	---
EXISTING EASEMENT	---
GEOTECHNICAL REPORT BORE HOLE LOCATION - SEE SEPARATE GEOTECHNICAL REPORT BY "APEC" FOR MORE INFORMATION	---

### GRADING LEGEND

EXISTING CONTOUR	XXX
PROPOSED CONTOUR	XXX
PROPOSED SPOT GRADE ELEVATION	XXX
FINISH FLOOR ELEVATION	FF=XXXXXX
FINISH EARTHEN PAD ELEVATION FOR FUTURE HOME/GARAGE PLACEMENT	FP=XXXXXX
FINISH BASEMENT LEVEL ELEVATION	FB=XXXXXX
PROPOSED STORM PIPE AND INLET/MANHOLE, REFER TO PLAN AND PROFILE SHEETS FOR INLET DESIGN, REFER TO C801 FOR BACKFILL SPECIFICATIONS AND INLET/MANHOLE SPECIFICATIONS PER CBU STANDARDS	---

### UTILITY LEGEND

PROPOSED COMMERCIAL OR RESIDENTIAL DOMESTIC FOR 2-INCH OR LESS SERVICE LINES FROM THE METER SHALL BE EITHER TYPE "K" COPPER IN CONFORMANCE WITH ASTM B88 OR BLUE POLYETHYLENE AWWA 901 PE4710, ASTM D2733, CTS SDR35 P2550 (NSF 61). USE SDR-21 AND FITTINGS FOR DOMESTIC SERVICE LINES FROM THE METER TO THE BUILDINGS TO BE COMPRESSION TYPE, 48" COVER MIN. REFER TO THE "P" SERIES DRAWINGS FOR MORE INFORMATION AND FINAL SIZE DETERMINATION. LINE SHOWN SHALL BE CONNECTED AND SPLIT WITH VALVES AS INDICATED FOR ALL DOMESTIC RESIDENTIAL PORTIONS OF THE BUILDINGS. SEE CBU SPECIFICATIONS.

PROPOSED PUBLIC WATER LINE MAIN WITH LOCATE WIRE, AWWA C900 DR14, 48" COVER MIN. REFER TO PLAN AND PROFILE SHEETS FOR LOCATIONS, AND STORM SWEET CLEAN-OUT DETAIL, REFER TO POND DETAILS ON SHEET C604 FOR MORE INFORMATION AND STORM SWEET CLEAN-OUT DETAIL.

PROPOSED 8" ASTM D3034 SDR-35 PVC 6" MIN. SANITARY LATERAL AND SANITARY SEWER CLEAN-OUT, REFER TO DETAILS, 24" COVER MIN. CONTRACTOR TO INSTALL "RECTORSEAL" CLEAN CHECK BACKWATER PREVENTER VALVE PER CBU SPECIFICATIONS, TYP. THIS WATER LINE SHALL BE 1" SIZE FROM MAIN.

PROPOSED PRIVATE 1-1/4" DR-11 HDPE FORCEMAIN PIPES AND E-ONE PUMP - REFER TO PLAN AND DETAIL SHEET C603.

PROPOSED PUBLIC 6" SDR-21 PVC FORCEMAIN PIPES WITH LOCATE WIRE, REFER TO PLAN NOTES AND CBU SPECIFICATIONS FOR MORE INFORMATION ON FORCEMAIN SPECIFICATIONS REQUIRED. 48" COVER MIN. CONNECT TO EXISTING MANHOLE AT LOCATIONS INDICATED ON PLAN. REFER TO BACKFILL DETAIL AS WELL.

PROPOSED PUBLIC 2" DR-11 HDPE FORCEMAIN PIPES WITH LOCATE WIRE, REFER TO PLAN NOTES AND CBU SPECIFICATIONS FOR MORE INFORMATION ON FORCEMAIN SPECIFICATIONS REQUIRED. 48" COVER MIN. CONNECT TO EXISTING MANHOLE AT LOCATIONS INDICATED ON PLAN. REFER TO BACKFILL DETAIL AS WELL.

PROPOSED PUBLIC 6" SDR-21 PVC FORCEMAIN PIPES WITH LOCATE WIRE, REFER TO PLAN NOTES AND CBU SPECIFICATIONS FOR MORE INFORMATION ON FORCEMAIN SPECIFICATIONS REQUIRED. 48" COVER MIN. CONNECT TO EXISTING MANHOLE AT LOCATIONS INDICATED ON PLAN. REFER TO BACKFILL DETAIL AS WELL.

PROPOSED PUBLIC 4" NON-METALLIC SCHEDULE 40 PVC (HEAVY WALL) WITH FULL STRING FOR INSERTION OF FIBER CABLES. MINIMUM 36" COVER AND 12" MINIMUM SEPARATION FROM OTHER UTILITIES. REFER TO PLAN NOTES AND CBU SPECIFICATIONS FOR REQUIREMENTS AND INSTALLATION PROCEDURES.

NOTE: ALL WATER AND SEWER CONSTRUCTION SHALL BE IN ACCORDANCE WITH THE CITY OF BLOOMINGTON UTILITY SPECIFICATIONS.

NOTE: ALL SITE AND BUILDING INTERNAL FIRE SUPPRESSION SYSTEM COMPONENTS SHALL BE COORDINATED WITH AND APPROVED BY THE CITY OF BLOOMINGTON FIRE INSPECTOR TM CLAPP AT (812) 349-3689 AND THE FIRE SUPPRESSION ENGINEER BEFORE SYSTEM IS CONSTRUCTED OR PARTS ORDERED.

### SITE LEGEND

(RW)	PROPOSED RETAINING WALL. SEE ENLARGED PLANS FOR ELEVATIONS AT GRADE. WALL TO INCLUDE A HANDRAIL WHEN GRADE TO GRADE DROP EXCEEDS 30". REFER TO STRUCTURAL PLANS FOR FURTHER DETAIL.	(D3-1)	PROPOSED INDOT 8" TALL ROAD STREET NAMES INTERSECTION SIGNS PER CITY OF BLOOMINGTON STANDARDS - REFER TO DETAILS (NOTE: PRIVATE STREETS SHALL BE BLUE, PUBLIC SHALL BE GREEN PER CBU STANDARDS, NOTIFY CUB OR ENGINEER WITH ANY QUESTIONS BEFORE SIGNS ORDERED).
(C)	PROPOSED CONCRETE PAVING - REFER TO DETAIL.	(R2-1)	PROPOSED INDOT 24" X 30" ROAD "SPEED LIMIT" (20 MPH ON INTERNAL ROADS, 25 MPH ON NORTH PROW ROAD) SIGN - REFER TO DETAILS.
(A)	PROPOSED ROAD BITUMINOUS PAVING - REFER TO DETAIL.	(W4-1)	PROPOSED INDOT 30" X 30" ROAD "DEAD END" SIGN - REFER TO DETAILS.
(F)	PROPOSED CONCRETE SIDEWALK - REFER TO DETAIL.	(R7-2)	PROPOSED INDOT 12" X 18" ROAD NO PARKING WITH "ANY TIME" SIGN - REFER TO DETAILS.
(15)	PROPOSED 6 IN. CONCRETE CURB AND GUTTER - REFER TO DETAIL.	(R1-1)	PROPOSED INDOT 30 IN. X 30 IN. ROAD STOP SIGN - REFER TO DETAIL.
(35)	PROPOSED PAVEMENT MARKING, THERMOPLASTIC, DOUBLE SOLID LINE, YELLOW, 2 - 4" WIDE LINES SPACED 4" WIDE (MARKING PER INDOT STANDARD SPECIFICATIONS CHAP. 808 AND MUTCD PART 3 STANDARDS).	(OM4-3)	PROPOSED INDOT DIAMOND-SHAPED ALL-RED RETROREFLECTIVE SIGN 18" PER SIDE - REFER TO DETAILS.
(36)	PROPOSED STOP BAR PAVEMENT MARKING, PAVEMENT MARKING THERMOPLASTIC, SOLID, WHITE, 24" WIDE, VARIABLE LENGTH AS SHOWN ON PLANS.	(R)	PROPOSED SIDEWALK ACCESSIBLE RAMP - REFER TO DETAIL.
(38)	PROPOSED CROSSWALK PAVEMENT MARKING, PAVEMENT MARKING THERMOPLASTIC, SOLID, WHITE, WIDTH TO MATCH SIDEWALK, SEE PLAN (TRADITIONAL CROSSWALK PAVEMENT MARKINGS PER CBU STANDARD DRAWING PM-3 & PM-6).	(YP)	NOTE: ASSOCIATED CROSSWALK TO ADHERE TO PROWAG ADA PUBLIC ROW ACCESSIBILITY STANDARDS, REFER TO PROFILE SHEETS FOR LOCAL CROSS SLOPES. SPOT GRADES PROVIDED FOR UNIQUE GEOMETRY.
(PP)	PROPOSED PAVEMENT PATCH - REFER TO DETAIL.		TOP AND FACE OF CURB WITHIN ADJACENT HATCHED AREA TO BE PAINTED YELLOW.

### NOTE TO CONTRACTOR

CONTRACTOR SHALL VERIFY ALL UTILITY LOCATIONS & DEPTHS AND NOTIFY ENGINEER OF ANY INACCURACIES IN LOCATION OR ELEVATION OR ANY CONFLICTS PRIOR TO & AFTER ANY EXCAVATION. NO PAYMENT SHALL BE MADE TO CONTRACTOR FOR UTILITY DESTRUCTION OR UNDERGROUND CHANGES REQUIRED DUE TO CONFLICTING ELEVATIONS.

revisions:

ARCHITECTURE	CIVIL ENGINEERING	PLANNING
BYNUM FANYO & ASSOCIATES, INC.		
528 north walnut street		
(812) 332-8030		

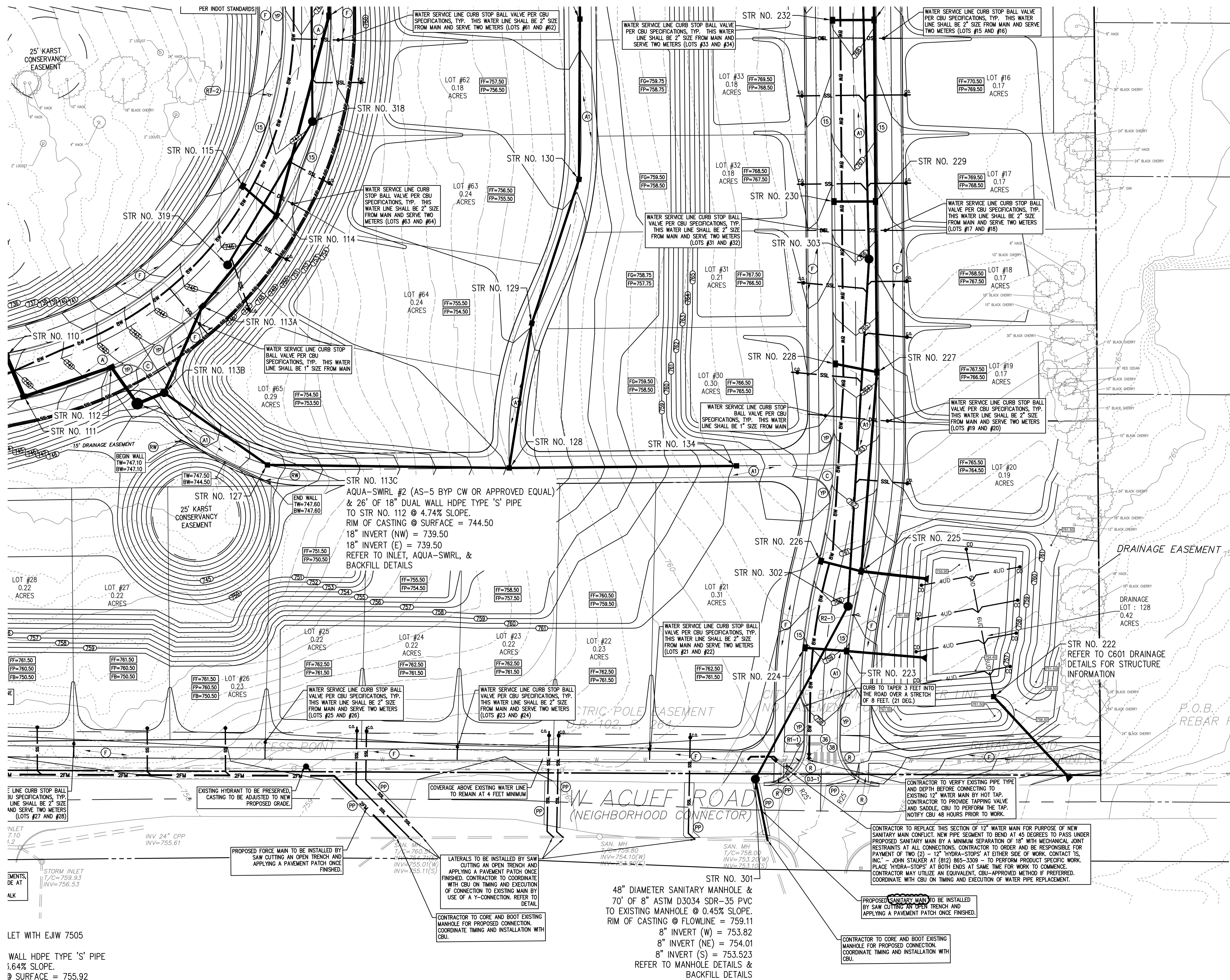
PROPOSED KINSER RIDGE SUBDIVISION

1030 W ACUFF RD  
BLOOMINGTON, IN 47404

title: ENLARGED SITE PLAN

designed by: DAS  
drawn by: DAS  
checked by: DJB  
sheet no: C307  
project no: 402334





### EXISTING LEGEND

EXISTING FENCE	---
EXISTING WATER LINE	W
EXISTING OVERHEAD UTILITY LINES	OHU
EXISTING UNDERGROUND ELECTRIC LINES	UGE
EXISTING UNDERGROUND TELEPHONE LINES	UGT
EXISTING UNDERGROUND FIBER OPTIC LINES	FO
EXISTING GAS LINE	GAS
EXISTING SANITARY FORCEMAIN	FM
EXISTING ELEVATION CONTOUR LINE	XXX
EXISTING SANITARY SEWER AND MANHOLE	---
EXISTING STORM SEWER AND INLET	---
PROPERTY LINE	---
EXISTING EASEMENT	---
GEOTECHNICAL REPORT BORE HOLE LOCATION - SEE SEPARATE GEOTECHNICAL REPORT BY "APEC" FOR MORE INFORMATION	---

GEOTECHNICAL BORING KEY  
O GROUND ELEV=XXXX  
X ROCK ELEV=XXXX

### GRADING LEGEND

EXISTING CONTOUR	---
PROPOSED CONTOUR	---
PROPOSED SPOT GRADE ELEVATION	XXX
FINISH FLOOR ELEVATION	FF=XXXXXX
FINISH EARTHEN PAD ELEVATION FOR FUTURE HOME/GARAGE PLACEMENT	FP=XXXXXX
FINISH BASEMENT LEVEL ELEVATION	FB=XXXXXX
PROPOSED STORM PIPE AND INLET/MANHOLE, REFER TO PLAN AND PROFILE SHEETS FOR INLET DESIGN, REFER TO C601 FOR BACKFILL SPECIFICATIONS AND INLET/MANHOLE SPECIFICATIONS PER CBU STANDARDS	---

SCALE: 1"=30'

### UTILITY LEGEND

PROPOSED COMMERCIAL OR RESIDENTIAL DOMESTIC FOR 2-INCH OR LESS SERVICE LINES FROM THE METER SHALL BE EITHER TYPE "K" COPPER IN CONFORMANCE WITH ASTM B88 OR BLUE POLYETHYLENE AWWA 901 PE4710, ASTM D2737, CTS SDR-35 P250 (NSF 61). USE SDR-21 AND FITTINGS FOR DOMESTIC SERVICE LINES FROM THE METER TO THE BUILDINGS TO BE COMPRESSION TYPE "48" COVER MIN. REFER TO THE "P" SERIES DRAWINGS FOR MORE INFORMATION AND FINAL SIZE DETERMINATION. LINE SHOWN SHALL BE CONNECTED AND SPLIT WITH VALVES AS INDICATED FOR ALL DOMESTIC RESIDENTIAL PORTIONS OF THE BUILDINGS. SET CBU SPECIFICATIONS.

PROPOSED PUBLIC WATER MAIN WITH LOCATE WIRE, AWWA C900 DR14. PVC AND FITTINGS, REFER TO MECHANICAL JOINT RESTRAINT DETAIL AND PROFILE FOR THRUST RESTRAINT DESIGN REQUIREMENT. NOTE: PRIVATE WATER MAIN SHALL BE FULLY CONSTRUCTED AND TESTED AS SHOWN BEFORE CBU WILL RELEASE MASTER METERS FOR PRIVATE WATER TO BE IMPLEMENTED. CONTRACTOR TO COORDINATE WITH CBU. 48" COVER MIN.

PROPOSED POST INDICATOR VALVE LOCATION IN ACCORDANCE WITH CBU SPECIFICATIONS. CONTRACTOR TO PLACE MONITORING SWITCH WITH CONDUIT TO CONNECT TO CORRESPONDING PANEL WITHIN BUILDING - REFER TO THE FIRE PROTECTION SERIES DRAWINGS FOR MORE INFORMATION.

PROPOSED WATER VALVE PER CBU SPECIFICATIONS.

PROPOSED FIRE HYDRANT, HYDRANTS FROM PRIVATE MAINS SHALL BE PAINTED YELLOW AND 'ALUMINIZED' FROM PUBLIC MAINS PER CBU SPECIFICATION 4.4.4.4. REFER TO DETAIL.

PROPOSED DUAL WALL TYPE 'S' HOPE PERFORATED STORM PIPE UNDERDRAIN WITH SOCK SLOPED AT 1/4" MIN. TO OUTLET CONTROL STRUCTURE AS INDICATED ON SHEET C604. REFER TO PLAN FOR LOCATIONS AND STORM SWIFT CLEAN-OUT DETAIL. REFER TO POND DETAILS ON SHEET C604 FOR MORE INFORMATION AND STORM CLEAN-OUT DETAIL.

PROPOSED 8" ASTM D3034 SDR-35 PVC 6" MIN. SANITARY LATERAL AND SANITARY SEWER CLEAN-OUT, REFER TO DETAILS. 24" COVER MIN. CONTRACTOR TO INSTALL 'RECTORESEAL' CLEAN CHECK BACKWATER PREVENTER VALVE W/ ROSSER OR ROSTER PIT AND VALVE CASTING ACCORDING TO IPC SECTION 715 AND CBU SPECIFICATION SECTION 4.5.2.1.5.1.

PROPOSED PRIVATE 1-1/4" DR-11 HOPE FORCEMAIN PIPES AND E-ONE PUMP - REFER TO PLAN AND DETAIL SHEET C603.

PROPOSED PUBLIC 6" SDR-21 PVC FORCEMAIN PIPES WITH LOCATE WIRE, REFER TO PLAN NOTES AND CBU SPECIFICATIONS FOR MORE INFORMATION ON FORCEMAIN SPECIFICATIONS REQUIRED. 48" COVER MIN. CONNECT TO EXISTING MANHOLE AT LOCATIONS INDICATED ON PLAN. REFER TO BACKFILL DETAIL AS WELL.

PROPOSED PUBLIC 2" DR-11 HOPE FORCEMAIN PIPES WITH LOCATE WIRE, REFER TO PLAN NOTES AND CBU SPECIFICATIONS FOR MORE INFORMATION ON FORCEMAIN SPECIFICATIONS REQUIRED. 48" COVER MIN. CONNECT TO EXISTING MANHOLE AT LOCATIONS INDICATED ON PLAN. REFER TO BACKFILL DETAIL AS WELL.

PROPOSED PUBLIC 6" SDR-21 PVC FORCEMAIN PIPES WITH LOCATE WIRE, INTENDED FOR FUTURE CONNECTIVITY, REFER TO PLAN NOTES AND CBU SPECIFICATIONS FOR MORE INFORMATION ON FORCEMAIN SPECIFICATIONS REQUIRED. 48" COVER MIN. CONNECT TO EXISTING MANHOLE AT LOCATIONS INDICATED ON PLAN. REFER TO BACKFILL DETAIL AS WELL.

PROPOSED PUBLIC 4" NON-METALLIC SCHEDULE 40 PVC (HEAVY WALL) WITH PULL STRING FOR INSERTION OF FIBER CABLES. MINIMUM 36" COVER AND 12" MINIMUM SEPARATION FROM OTHER UTILITIES. REFER TO PLAN NOTES AND CBU SPECIFICATIONS FOR REQUIREMENTS AND INSTALLATION PROCEDURES.

NOTE: ALL WATER AND SEWER CONSTRUCTION SHALL BE IN ACCORDANCE WITH THE CITY OF BLOOMINGTON UTILITY SPECIFICATIONS.

NOTE: ALL SITE AND BUILDING INTERNAL FIRE SUPPRESSION SYSTEM COMPONENTS SHALL BE COORDINATED WITH AND APPROVED BY THE CITY OF BLOOMINGTON FIRE INSPECTOR TM CLAPP AT (812) 349-3889 AND THE FIRE SUPPRESSION ENGINEER BEFORE SYSTEM SHOWN IS CONSTRUCTED OR PARTS ORDERED.

### SITE LEGEND

(RW)	PROPOSED RETAINING WALL. SEE ENLARGED PLANS FOR ELEVATIONS AT GRADE. WALL TO INCLUDE A HANDRAIL WHEN GRADE TO GRADE DROP EXCEEDS 30". REFER TO STRUCTURAL PLANS FOR FURTHER DETAIL.	(D3-1)	PROPOSED INDOT 8" TALL ROAD STREET NAMES INTERSECTION SIGNS PER CITY OF BLOOMINGTON STANDARDS - REFER TO DETAILS (NOTE: PRIVATE STREETS SHALL BE BLUE, PUBLIC SHALL BE GREEN PER CBU STANDARDS, NOTIFY CBU OR ENGINEER WITH ANY QUESTIONS BEFORE SIGNS ORDERED).
(C)	PROPOSED CONCRETE PAVING - REFER TO DETAIL.	(R2-1)	PROPOSED INDOT 24" X 30" ROAD 'SPEED LIMIT' (20 MPH ON INTERNAL ROADS, 25 MPH ON NORTH SIDE) - REFER TO DETAILS.
(A)	PROPOSED ROAD FULL DEPTH BITUMINOUS PAVING - REFER TO DETAIL.	(W4-1)	PROPOSED INDOT 30" X 30" ROAD 'DEAD END' SIGN - REFER TO DETAILS.
(F)	PROPOSED CONCRETE SIDEWALK - REFER TO DETAIL.	(R7-2)	PROPOSED INDOT 12" X 18" ROAD NO PARKING WITH 'ANY TIME' SIGN - REFER TO DETAILS.
(15)	PROPOSED 6 IN CONCRETE CURB AND GUTTER - REFER TO DETAIL.	(R1-1)	PROPOSED INDOT 30 IN. X 30 IN. ROAD STOP SIGN - REFER TO DETAIL.
(35)	PROPOSED PAVEMENT MARKING, THERMOPLASTIC, DOUBLE SOLID LINE, YELLOW, 2 - 4" WIDE LINES SPACED 4" WIDE (MARKING PER DOT STANDARD SPECIFICATIONS CHAP. 808 AND MUTCD PART 3 STANDARDS).	(QMA-3)	PROPOSED INDOT DIAMOND-SHAPED ALL-RED RETROREFLECTIVE SIGN 18" PER SIDE - REFER TO DETAILS.
(36)	PROPOSED STOP BAR PAVEMENT MARKING, PAVEMENT MARKING THERMOPLASTIC, SOLID, WHITE, 24" WIDE, VARIABLE LENGTH AS SHOWN ON PLANS.	(R)	PROPOSED SIDEWALK ACCESSIBLE RAMP - REFER TO DETAIL.
(38)	PROPOSED CROSSWALK PAVEMENT MARKING, PAVEMENT MARKING THERMOPLASTIC, SOLID, WHITE, WIDTH TO MATCH SIDEWALK, SEE PLAN (TRADITIONAL CROSSWALK PAVEMENT MARKINGS PER CBU STANDARD DRAWING PM-3 & PM-6).	(YP)	NOTE: ASSOCIATED CROSSWALK TO ADHERE TO PROWAG ADA PUBLIC ROW ACCESSIBILITY STANDARDS, REFER TO PROFILE SHEETS FOR LOCAL CROSS SLOPES. SPOT GRADES PROVIDED FOR UNIQUE GEOMETRY.
(PP)	PROPOSED PAVEMENT PATCH - REFER TO DETAIL.		TOP AND FACE OF CURB WITHIN ADJACENT HATCHED AREA TO BE PAINTED YELLOW.

### NOTE TO CONTRACTOR

CONTRACTOR SHALL VERIFY ALL UTILITY LOCATIONS & DEPTHS AND NOTIFY ENGINEER OF ANY INACCURACIES IN LOCATION OR ELEVATION OR ANY CONFLICTS PRIOR TO & AFTER ANY EXCAVATION. NO PAYMENT SHALL BE MADE TO CONTRACTOR FOR UTILITY DESTRUCTION OR UNDERGROUND CHANGES REQUIRED DUE TO CONFLICTING ELEVATIONS.

revisions: 3/13/25 - CBU Revisions; callout error

ARCHITECTURE  
CIVIL ENGINEERING  
PLANNING

BYNUM FANYO & ASSOCIATES, INC.

528 north walnut street  
(812) 332-8030

DANIEL J. BUTLER  
REGISTERED  
11500284  
STATE OF INDIANA  
PROFESSIONAL ENGINEER  
13.13.25  
certified by:

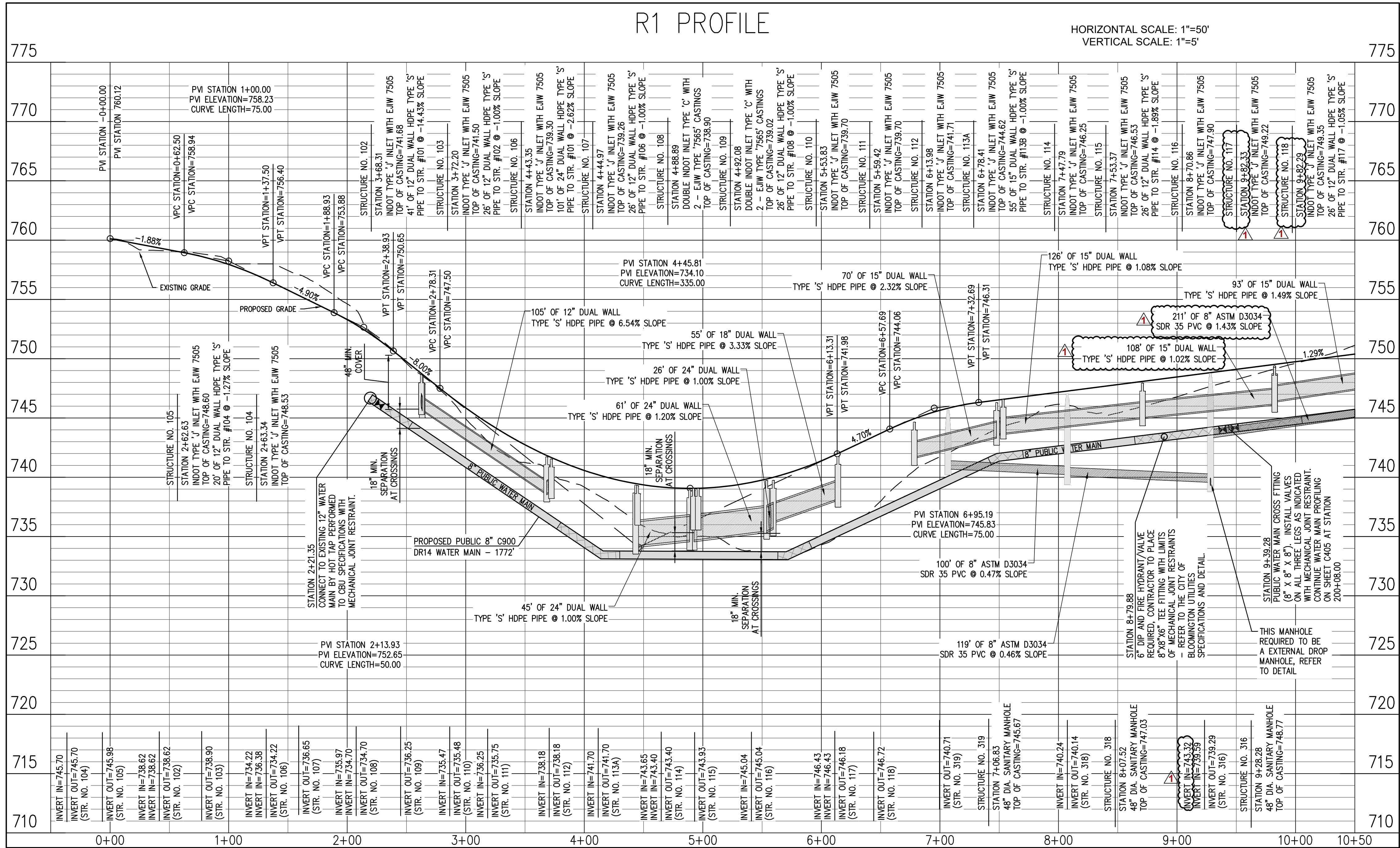
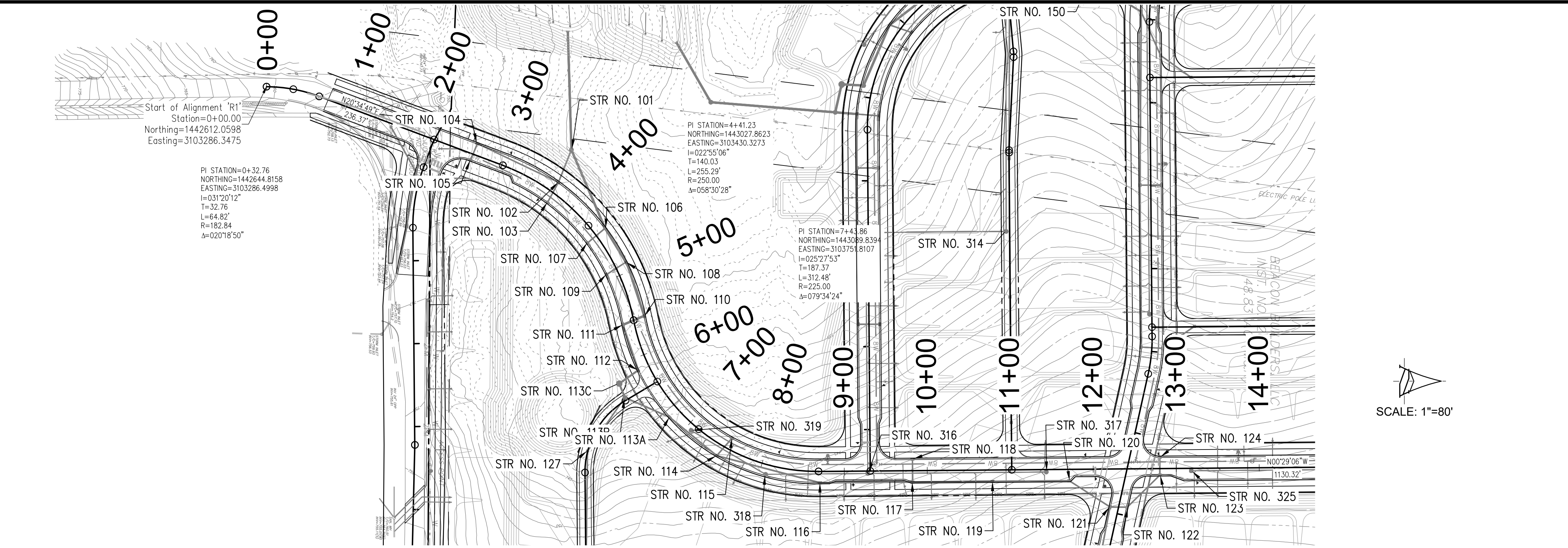
PROPOSED  
KINSER RIDGE SUBDIVISION

1030 W ACUFF RD  
BLOOMINGTON, IN 47404

title: ENLARGED SITE PLAN

designed by: DAS  
drawn by: DAS  
checked by: DJB  
sheet no: C308  
project no: 402334





#### PROFILE NOTE

LIMITS OF MECHANICAL JOINT RESTRAINTS  
USAGE, 'MEGALUG OR APPROVED EQUAL' -  
REFER TO THE CITY OF BLOOMINGTON UTILITIES  
SPECIFICATIONS AND MECHANICAL JOINT  
RESTRAINT DETAIL ON SHEET C602 FOR MORE  
INFORMATION AND DESIGN CRITERIA/REQUIRED  
USAGE LIMITS

#### NOTE TO CONTRACTOR

CONTRACTOR SHALL VERIFY ALL UTILITY LOCATIONS & DEPTHS AND NOTIFY  
ENGINEER OF ANY INACCURACIES IN LOCATION OR ELEVATION OR ANY  
CONFLICTS PRIOR TO & AFTER ANY EXCAVATION. NO PAYMENT SHALL BE MADE  
TO CONTRACTOR FOR UTILITY DESTRUCTION OR UNDERGROUND CHANGES  
REQUIRED DUE TO CONFLICTING ELEVATIONS.


#### revisions:

2/28/25 - COB Revisions:  
storm geometry changes w/  
bumpout update

ARCHITECTURE  
CIVIL ENGINEERING  
PLANNING

Bloomington, Indiana  
(812) 339-2990 (Fax)

BYNUM FANYO & ASSOCIATES, INC.  
528 north walnut street  
(812) 332-8030



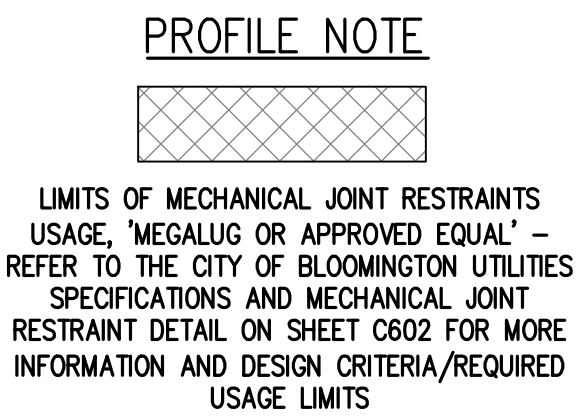
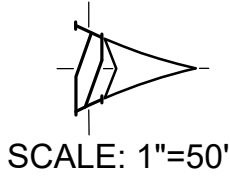
PROPOSED  
KINSER RIDGE SUBDIVISION

1030 W ACUFF RD  
BLOOMINGTON, IN 47404

title: R1 PLAN AND  
PROFILE

designed by: DAS  
drawn by: DAS  
checked by: DJB  
sheet no: C401  
project no.: 402334






## NOTE TO CONTRACTOR

CONTRACTOR SHALL VERIFY ALL UTILITY LOCATIONS & DEPTHS AND NOTIFY ENGINEER OF ANY INACCURACIES IN LOCATION OR ELEVATION OR ANY CONFLICTS PRIOR TO & AFTER ANY EXCAVATION. NO PAYMENT SHALL BE MADE TO CONTRACTOR FOR UTILITY DESTRUCTION OR UNDERGROUND CHANGES REQUIRED DUE TO CONFLICTING ELEVATIONS.

**revisions:**


**1** 2/28/25 - COB Revisions;  
sanitary pipe geometry to  
maintain 18" separation

ARCHITECTURE	
CIVIL ENGINEERING	
PLANNING	
bloomington, indiana	
(412) 339-2990 (Fax)	



BYNUM FANYO & ASSOCIATES, INC.

528 north walnut street  
(812) 332-8030



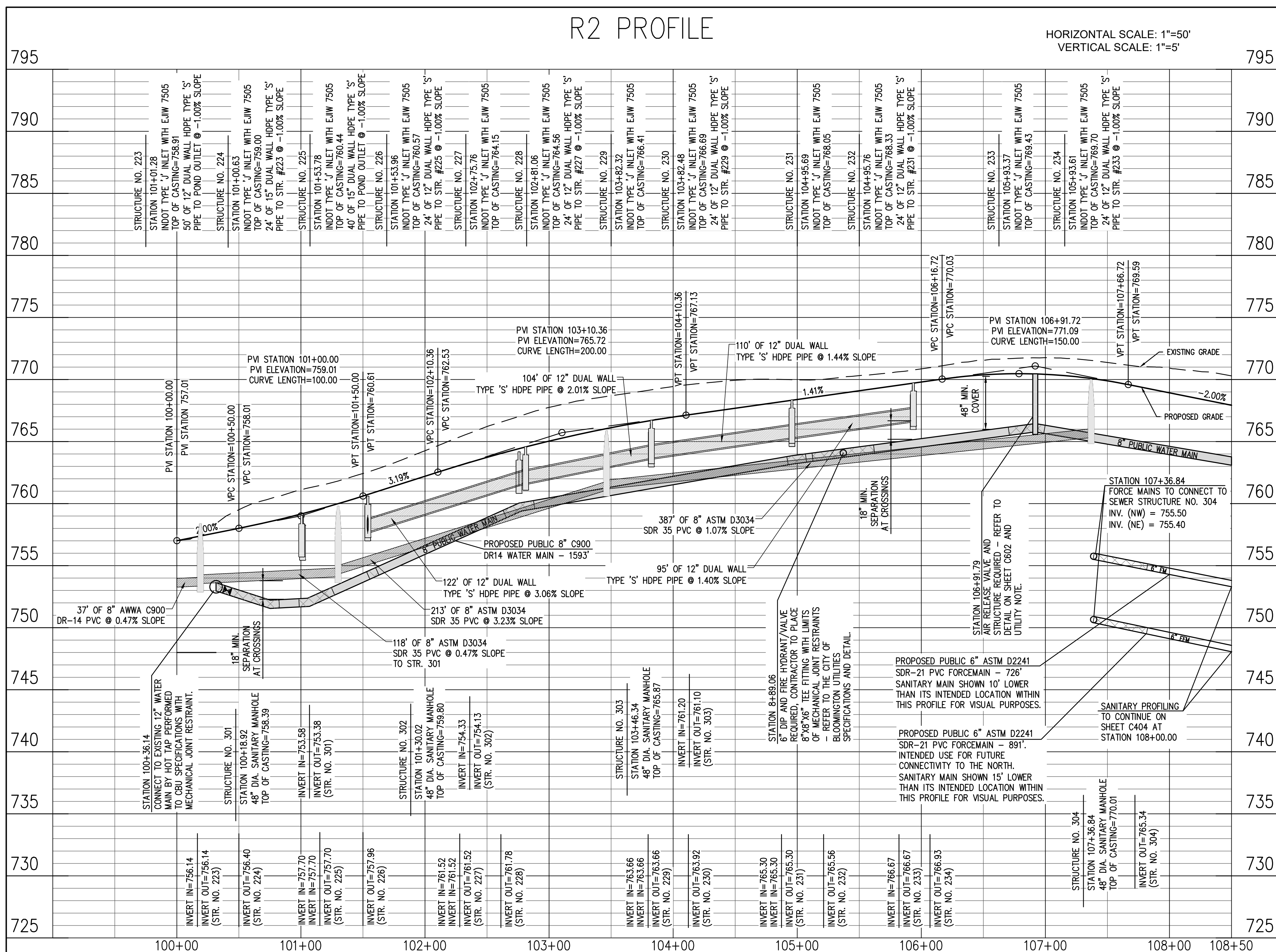
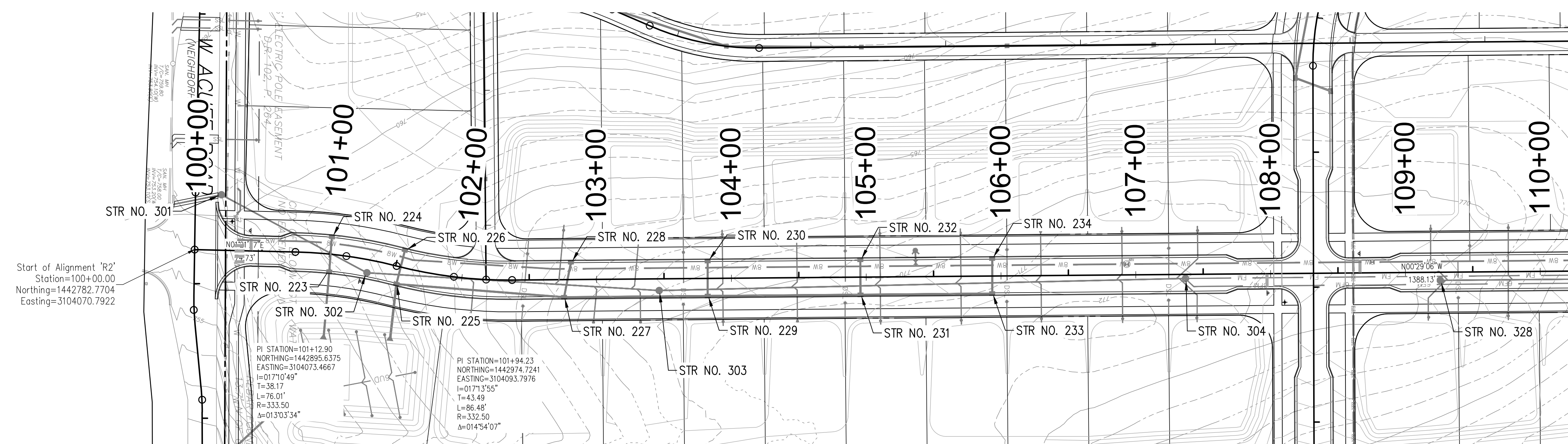
PROPOSED  
KINSEY RIDGE SUBDIVISION

1030 W ACUFF RD  
BLOOMINGTON IN 47404

**title:** R1 PLAN AND  
PROFILE

designed by: DAS  
drawn by: DAS  
checked by: DJB  
sheet no: C402  
project no.: 40233





NOTE TO CONTRACTOR

CONTRACTOR SHALL VERIFY ALL UTILITY LOCATIONS & DEPTHS AND NOTIFY  
ENGINEER OF ANY INACCURACIES IN LOCATION OR ELEVATION OR ANY  
CONFLICTS PRIOR TO & AFTER ANY EXCAVATION. NO PAYMENT SHALL BE MADE  
TO CONTRACTOR FOR UTILITY DESTRUCTION OR UNDERGROUND CHANGES  
REQUIRED DUE TO CONFLICTING ELEVATIONS.

revisions:

ARCHITECTURE  
CIVIL ENGINEERING  
PLANNING

bloomington, indiana  
(812) 339-2990 (Fax)

BYNUM FANYO & ASSOCIATES, INC.

528 north walnut street  
(812) 332-8030

DANIEL J. BUTLER  
REGISTERED  
11500284  
STATE OF INDIANA  
PROFESSIONAL ENGINEER  
03.13.25  
certified by: *[Signature]*

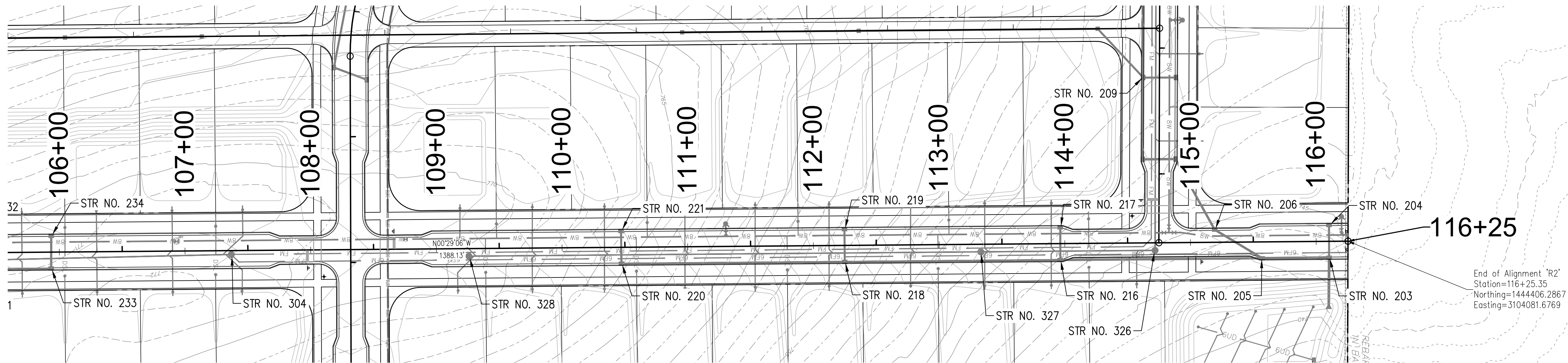
PROPOSED  
KINSER RIDGE SUBDIVISION

1030 W ACUFF RD  
BLOOMINGTON, IN 47404

title: R2 PLAN AND  
PROFILE

designed by: DAS  
drawn by: DAS  
checked by: DJB  
sheet no: C403  
project no.: 402334

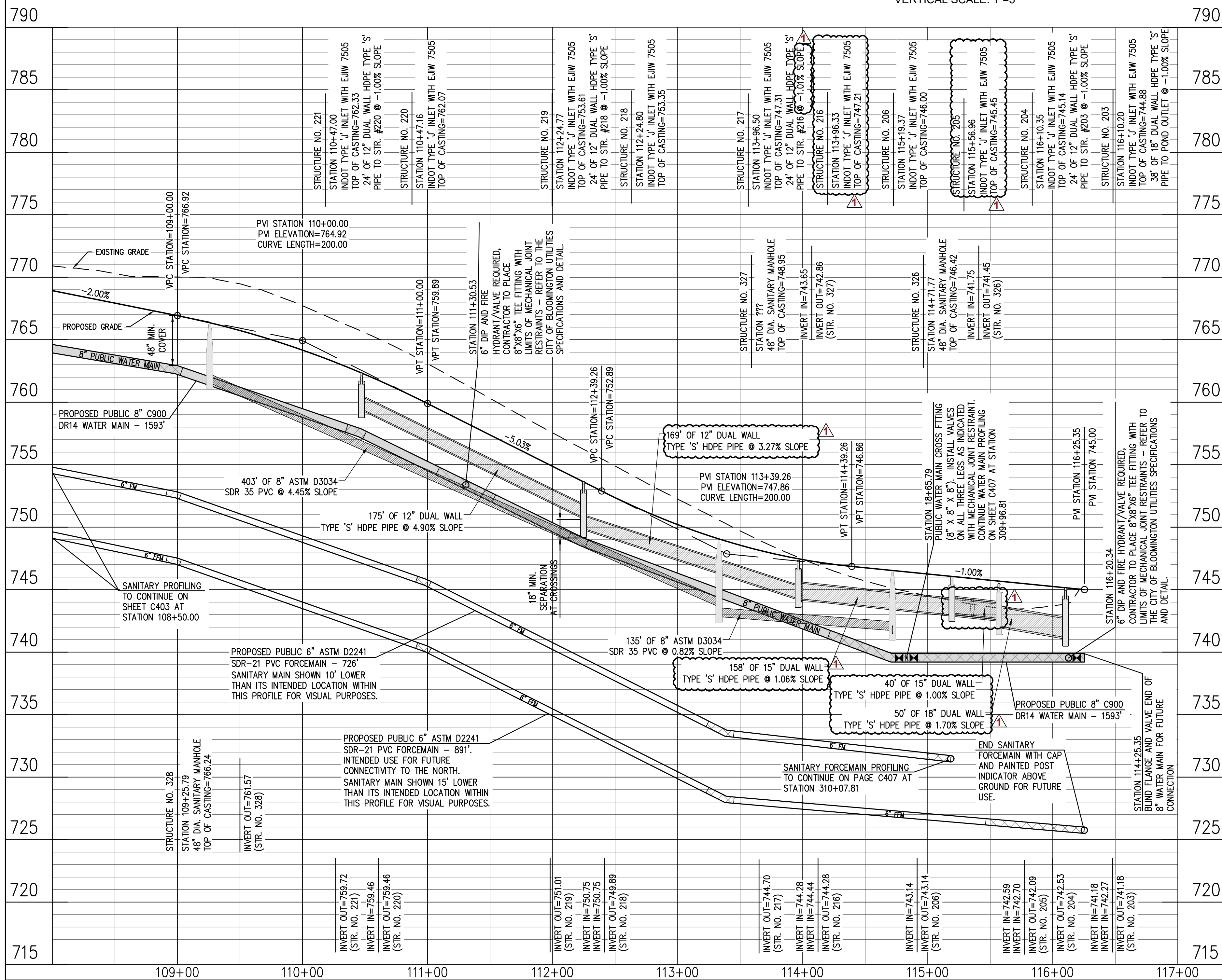




SCALE: 1"=50'

## R2 PROFILE

HORIZONTAL SCALE: 1"=50'  
VERTICAL SCALE: 1"=5'



### PROFILE NOTE

LIMITS OF MECHANICAL JOINT RESTRAINTS  
USAGE, 'MEGALUG OR APPROVED EQUAL' -  
REFER TO THE CITY OF BLOOMINGTON UTILITIES  
SPECIFICATIONS AND MECHANICAL JOINT  
RESTRAINT DETAIL ON SHEET C602 FOR MORE  
INFORMATION AND DESIGN CRITERIA/REQUIRED  
USAGE LIMITS

### NOTE TO CONTRACTOR


CONTRACTOR SHALL VERIFY ALL UTILITY LOCATIONS & DEPTHS AND NOTIFY  
ENGINEER OF ANY INACCURACIES IN LOCATION OR ELEVATION OR ANY  
CONFLICTS PRIOR TO & AFTER ANY EXCAVATION. NO PAYMENT SHALL BE MADE  
TO CONTRACTOR FOR UTILITY DESTRUCTION OR UNDERGROUND CHANGES  
REQUIRED DUE TO CONFLICTING ELEVATIONS.

### revisions:

2/28/25 - COB Revisions:  
storm geometry changes w/  
bumpout update

ARCHITECTURE  
CIVIL ENGINEERING  
PLANNING  
BLOOMINGTON, INDIANA  
(812) 339-2990 (Fax)

BYNUM FANYO & ASSOCIATES, INC.  
528 north walnut street  
(812) 332-8030



PROPOSED  
KINSER RIDGE SUBDIVISION

1030 W ACUFF RD  
BLOOMINGTON, IN 47404

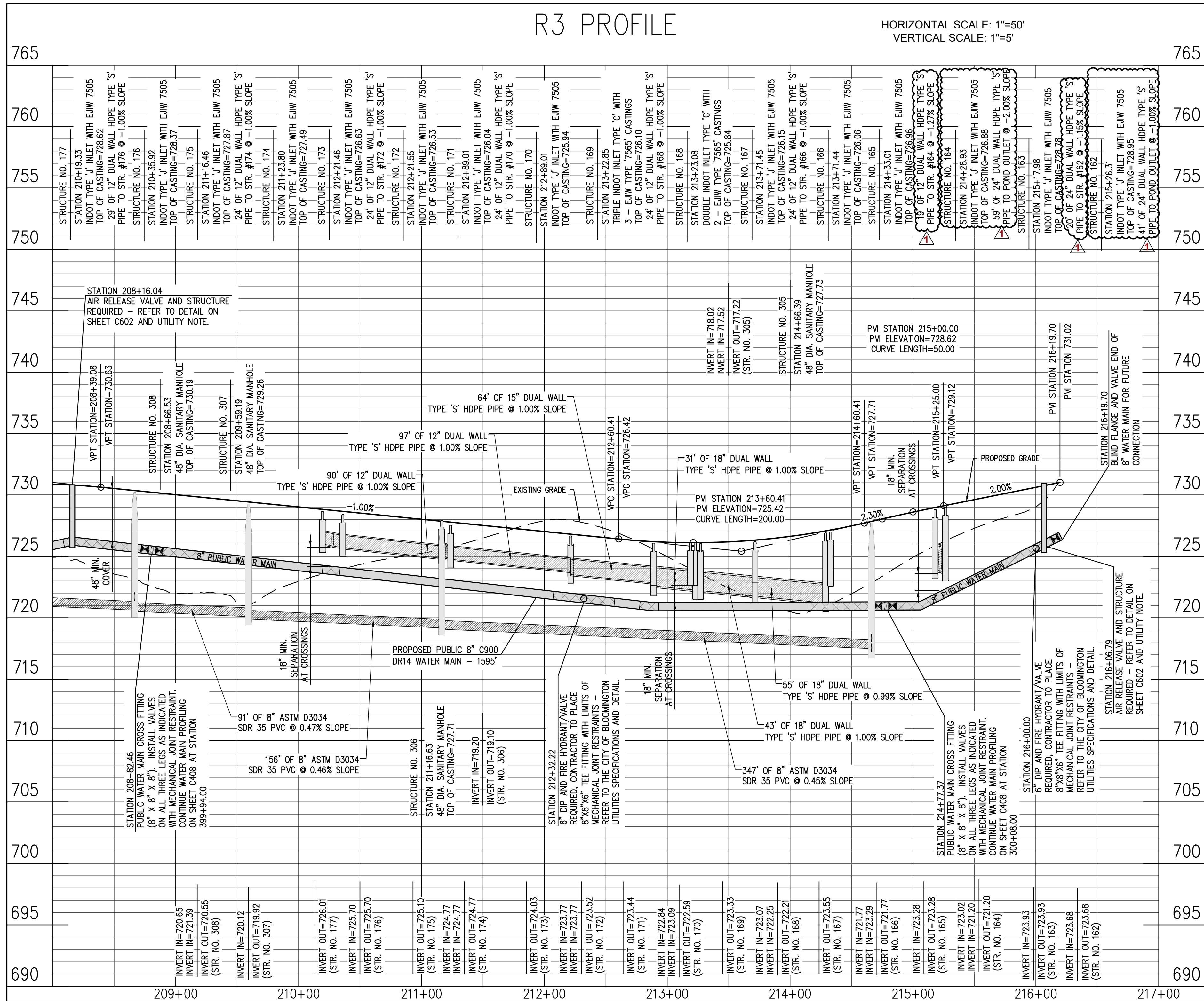
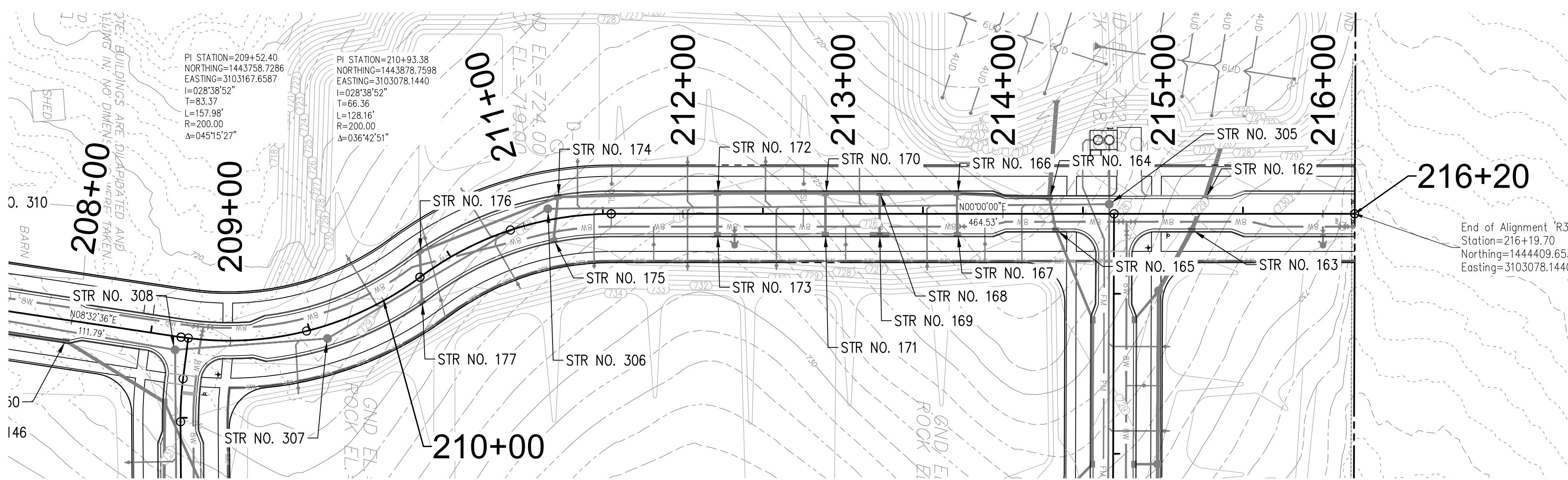
title: R2 PLAN AND  
PROFILE

designed by: DAS  
drawn by: DAS  
checked by: DJB  
sheet no: C404  
project no.: 402334









#### PROFILE NOTE

LIMITS OF MECHANICAL JOINT RESTRAINTS  
USAGE, 'MEGALUG OR APPROVED EQUAL' -  
REFER TO THE CITY OF BLOOMINGTON UTILITIES  
SPECIFICATIONS AND MECHANICAL JOINT  
RESTRAINT DETAIL ON SHEET C602 FOR MORE  
INFORMATION AND DESIGN CRITERIA/REQUIRED  
USAGE LIMITS

#### NOTE TO CONTRACTOR

CONTRACTOR SHALL VERIFY ALL UTILITY LOCATIONS & DEPTHS AND NOTIFY  
ENGINEER OF ANY INACCURACIES IN LOCATION OR ELEVATION OR ANY  
CONFLICTS PRIOR TO & AFTER ANY EXCAVATION. NO PAYMENT SHALL BE MADE  
TO CONTRACTOR FOR UTILITY DESTRUCTION OR UNDERGROUND CHANGES  
REQUIRED DUE TO CONFLICTING ELEVATIONS.

revisions:  
2/28/25 - COB Revisions:  
storm geometry changes w/  
bumpout update

ARCHITECTURE  
CIVIL ENGINEERING  
PLANNING  
bloomington, indiana  
(812) 339-2990 (Fax)

BYNUM FANYO & ASSOCIATES, INC.  
528 north walnut street  
(812) 332-8030

DANIEL J. BUTLER  
REGISTERED  
No. 11500284  
STATE OF INDIANA  
PROFESSIONAL ENGINEER  
13.13.25  
certified by: [Signature]

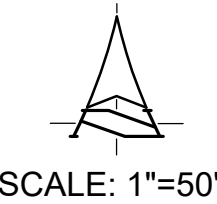
PROPOSED  
KINSER RIDGE SUBDIVISION

1030 W ACUFF RD  
BLOOMINGTON, IN 47404

title: R3 PLAN AND  
PROFILE

designed by: DAS  
drawn by: DAS  
checked by: DJB  
sheet no: C406  
project no.: 402334





LIMITS OF MECHANICAL JOINT RESTRAINTS  
USAGE, 'MEGALUG OR APPROVED EQUAL' -  
REFER TO THE CITY OF BLOOMINGTON UTILITIES  
SPECIFICATIONS AND MECHANICAL JOINT  
RESTRAINT DETAIL ON SHEET C602 FOR MORE  
INFORMATION AND DESIGN CRITERIA/REQUIRED  
USAGE LIMITS


## NOTE TO CONTRACTOR

CONTRACTOR SHALL VERIFY ALL UTILITY LOCATIONS & DEPTHS AND NOTIFY ENGINEER OF ANY INACCURACIES IN LOCATION OR ELEVATION OR ANY CONFLICTS PRIOR TO & AFTER ANY EXCAVATION. NO PAYMENT SHALL BE MADE TO CONTRACTOR FOR UTILITY DESTRUCTION OR UNDERGROUND CHANGES REQUIRED DUE TO CONFLICTING ELEVATIONS.

revisions:


ARCHITECTURE	
CIVIL ENGINEERING	
PLANNING	

bloomington, indiana  
(812) 339-2990 (Fax)



BYNUM FANYO & ASSOCIATES, INC.

528 north walnut street  
(812) 332-8030



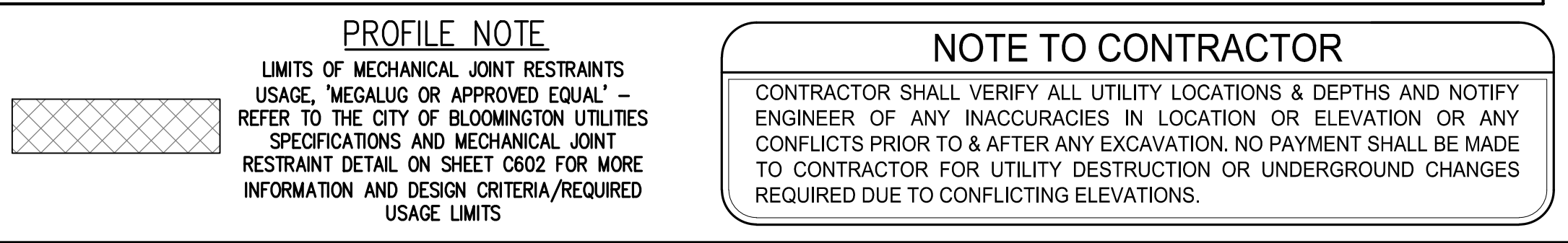
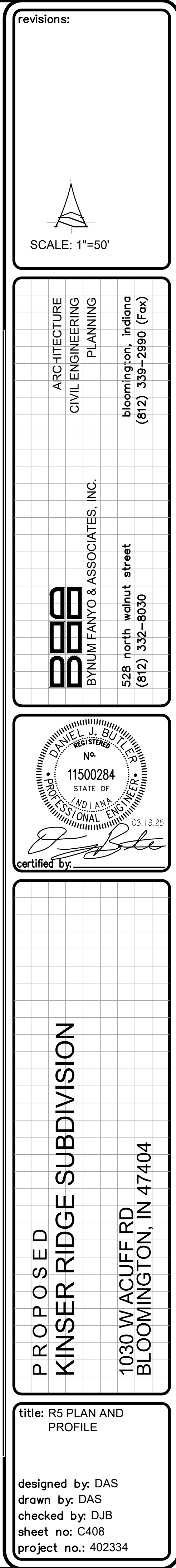
PROPOSED  
KINSER RIDGE SUBDIVISION

1030 W ACUFF RD  
BL OOMINGTON IN 47404

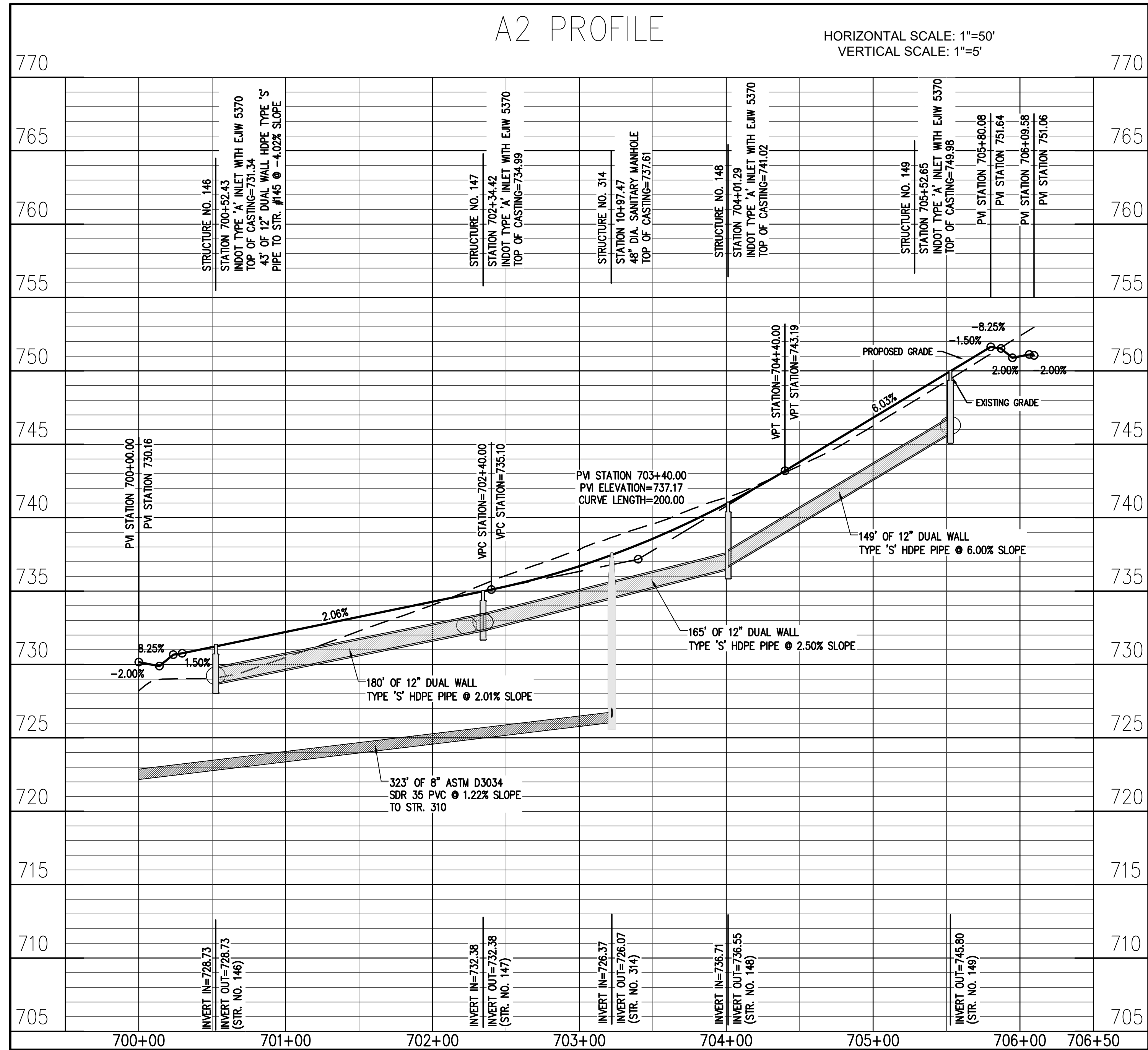

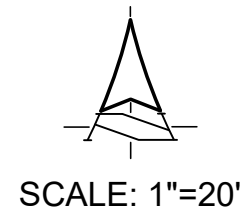
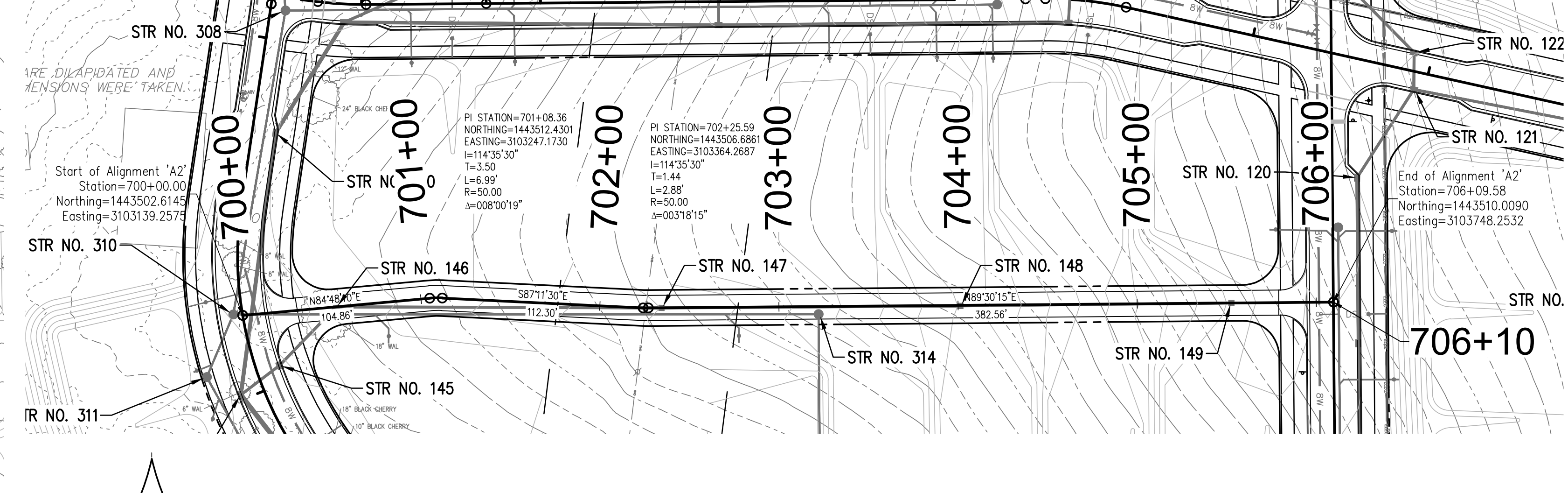
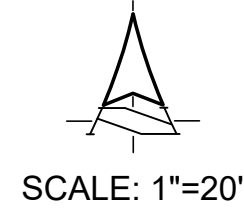
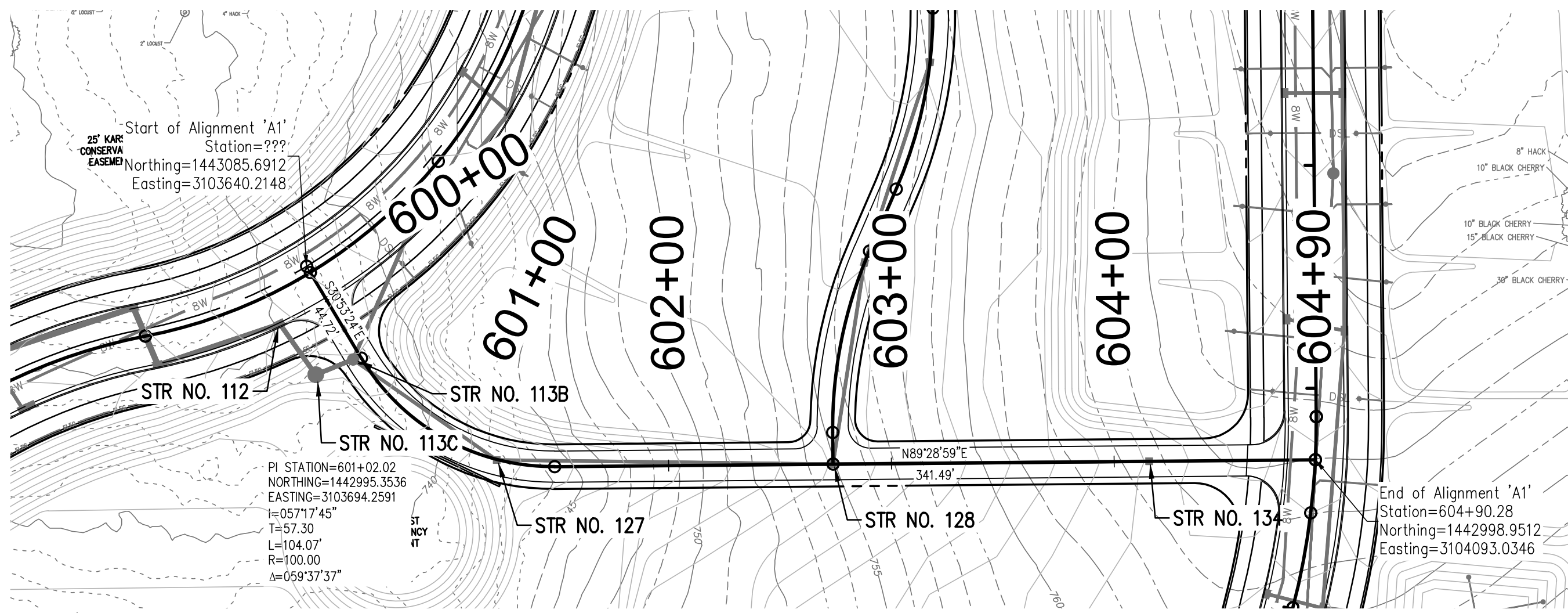
**title:** R4 PLAN AND  
PROFILE

designed by: DAS  
drawn by: DAS  
checked by: DJB  
sheet no: C407  
project no.: 402334









NOTE TO CONTRACTOR

CONTRACTOR SHALL VERIFY ALL UTILITY LOCATIONS & DEPTHS AND NOTIFY ENGINEER OF ANY INACCURACIES IN LOCATION OR ELEVATION OR ANY CONFLICTS PRIOR TO & AFTER ANY EXCAVATION. NO PAYMENT SHALL BE MADE TO CONTRACTOR FOR UTILITY DESTRUCTION OR UNDERGROUND CHANGES REQUIRED DUE TO CONFLICTING ELEVATIONS.


revisions:

ARCHITECTURE  
CIVIL ENGINEERING  
PLANNING

Bloomington, Indiana  
(812) 332-2990 (Fax)

BYNUM FANYO & ASSOCIATES, INC.

528 north walnut street  
(812) 332-8030

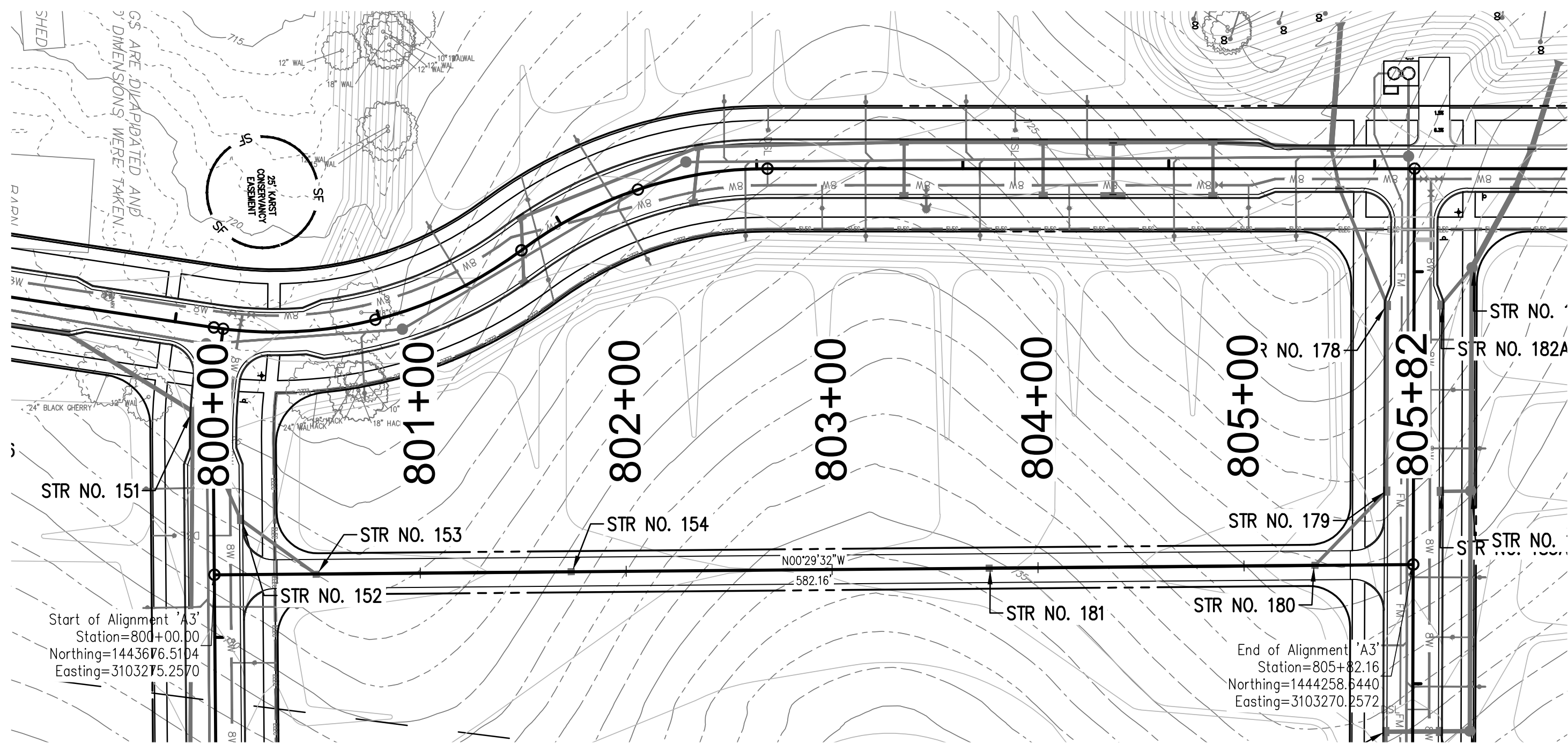


PROPOSED  
KINSER RIDGE SUBDIVISION

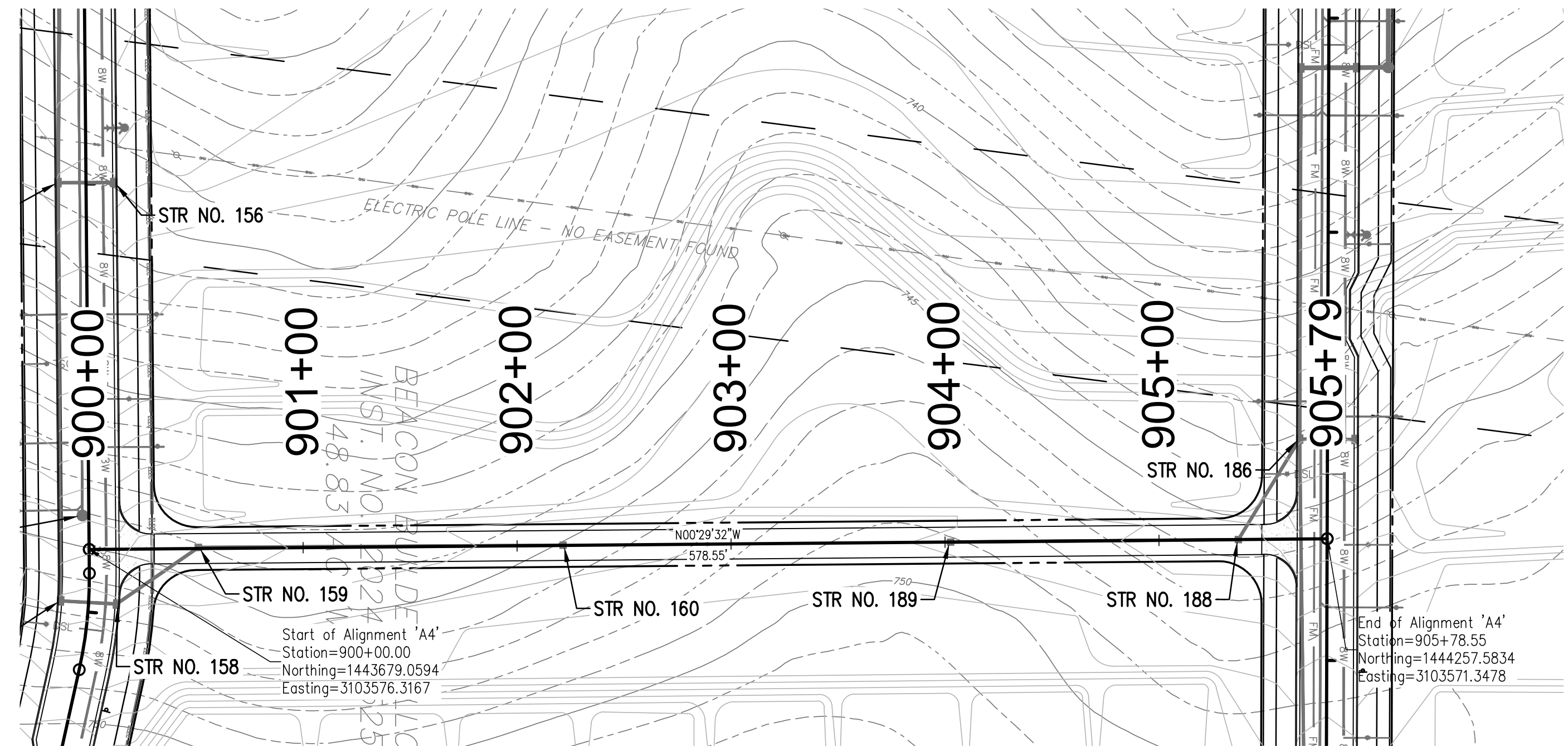
1030 W ACUFF RD  
BLOOMINGTON, IN 47404

title: A1 & A2 PLAN AND  
PROFILE

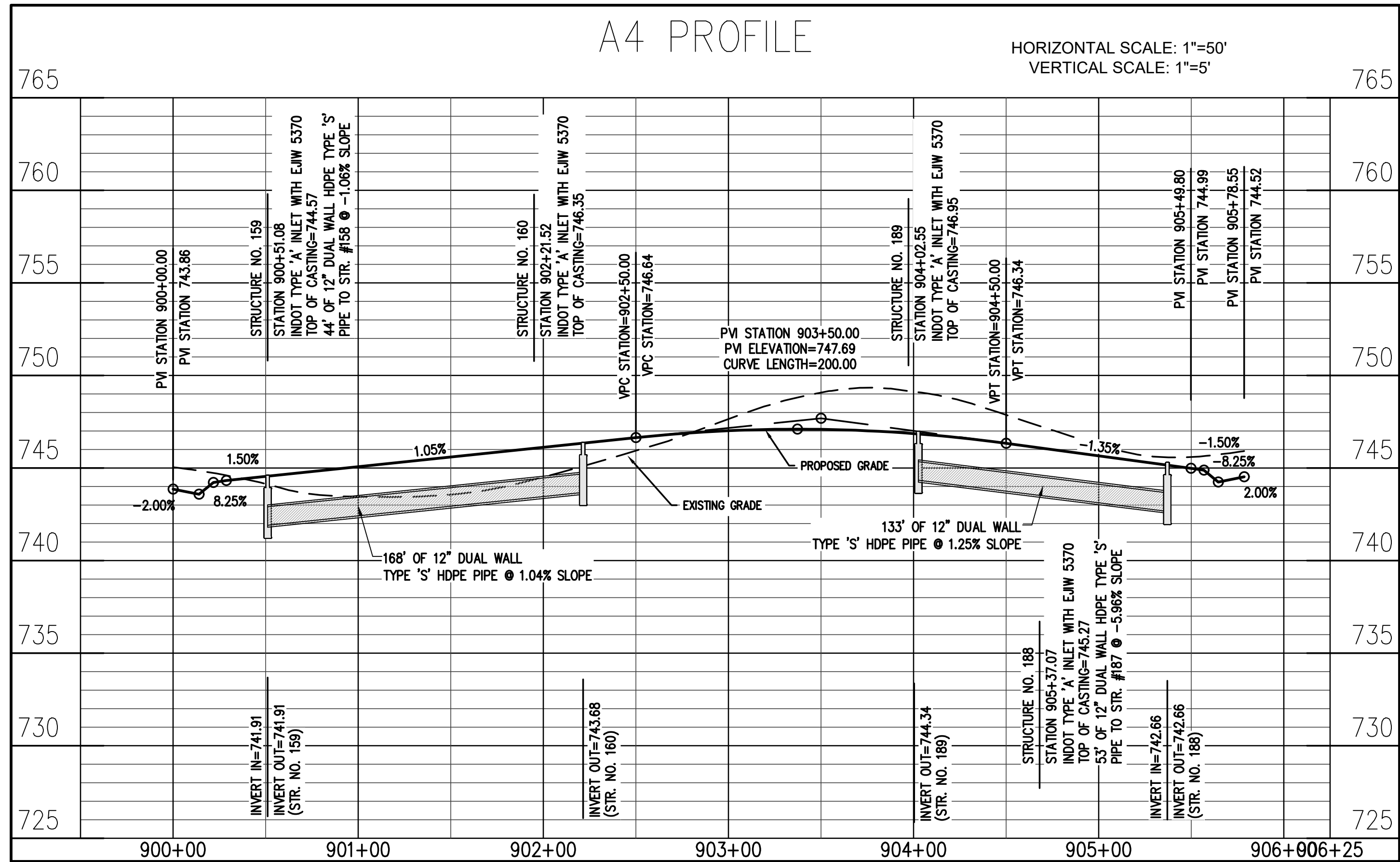
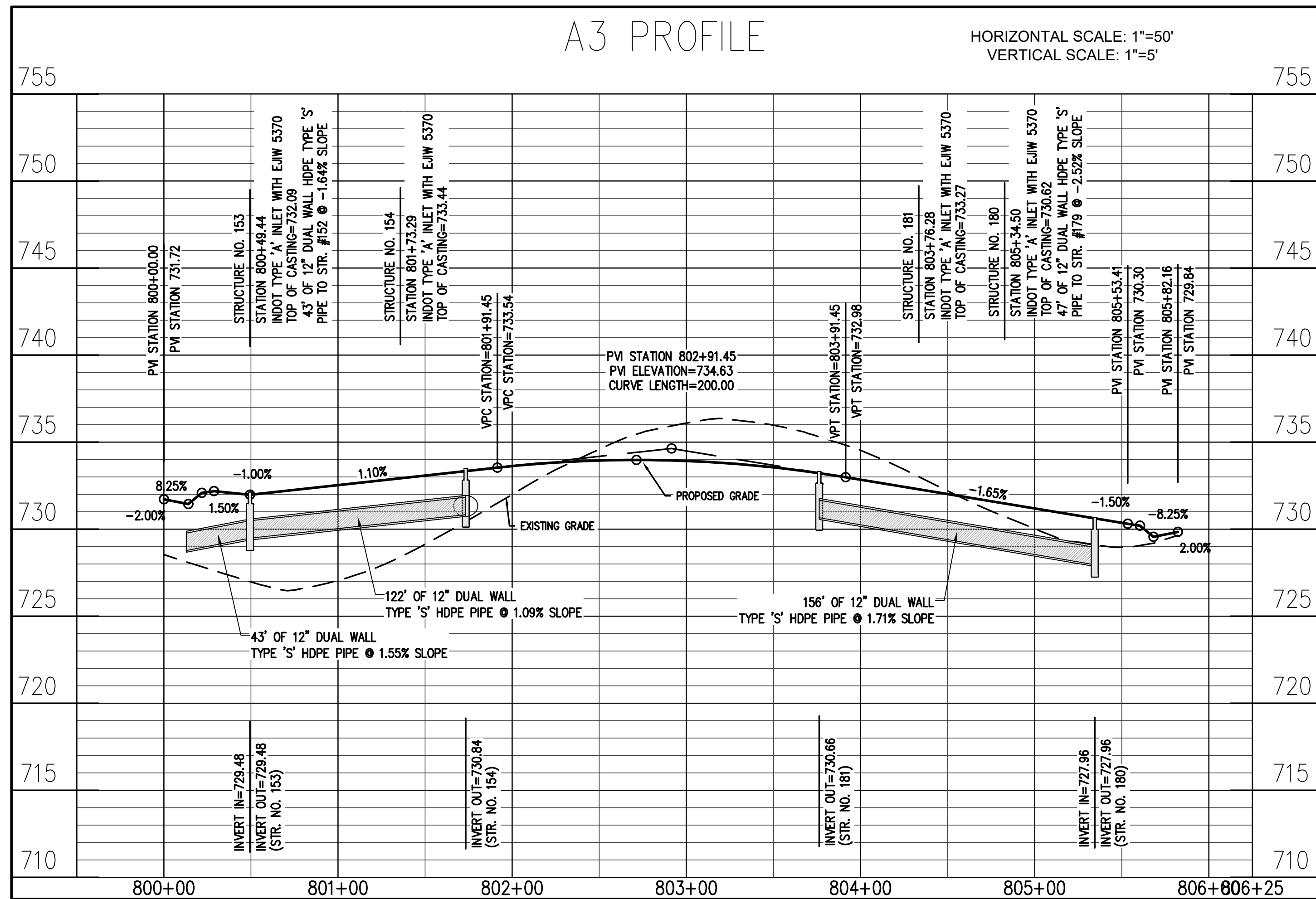
designed by: DAS  
drawn by: DAS  
sheet no: C409  
project no.: 402334



SCALE: 1"=50'



SCALE: 1"=50'



#### NOTE TO CONTRACTOR

CONTRACTOR SHALL VERIFY ALL UTILITY LOCATIONS & DEPTHS AND NOTIFY ENGINEER OF ANY INACCURACIES IN LOCATION OR ELEVATION OR ANY CONFLICTS PRIOR TO & AFTER ANY EXCAVATION. NO PAYMENT SHALL BE MADE TO CONTRACTOR FOR UTILITY DESTRUCTION OR UNDERGROUND CHANGES REQUIRED DUE TO CONFLICTING ELEVATIONS.

revisions:

ARCHITECTURE  
CIVIL ENGINEERING  
PLANNING

Bloomington, Indiana  
(812) 339-2990 (Fax)

BYNUM FANYO & ASSOCIATES, INC.  
528 north walnut street  
(812) 332-8030

DANIEL J. BUTLER  
REGISTERED  
11500284  
STATE OF INDIANA  
PROFESSIONAL ENGINEER  
certified by: [Signature]


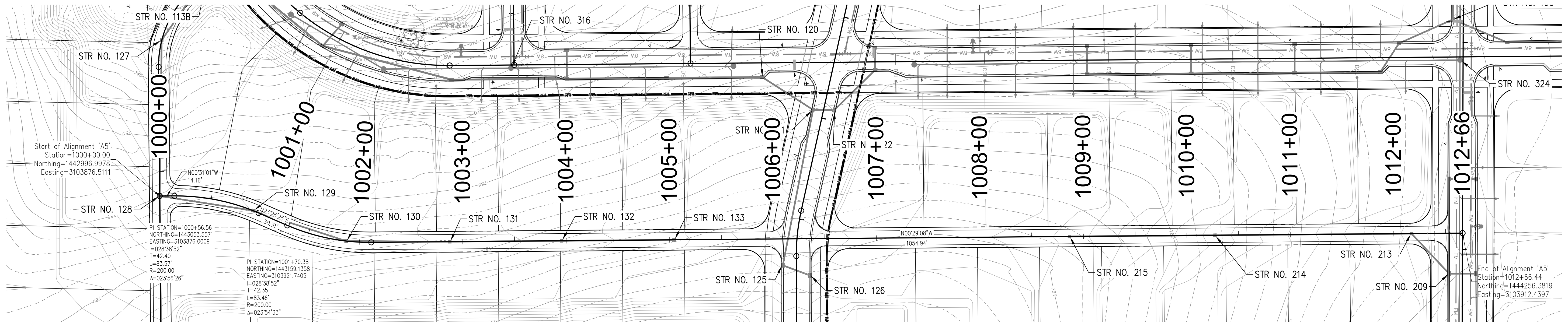
PROPOSED  
KINSER RIDGE SUBDIVISION

1030 W ACUFF RD  
BLOOMINGTON, IN 47404

title: A3 & A4 PLAN AND PROFILE

designed by: DAS  
drawn by: DAS  
checked by: DJB  
sheet no: C410  
project no: 402334





NOTE TO CONTRACTOR


CONTRACTOR SHALL VERIFY ALL UTILITY LOCATIONS & DEPTHS AND NOTIFY ENGINEER OF ANY INACCURACIES IN LOCATION OR ELEVATION OR ANY CONFLICTS PRIOR TO & AFTER ANY EXCAVATION. NO PAYMENT SHALL BE MADE TO CONTRACTOR FOR UTILITY DESTRUCTION OR UNDERGROUND CHANGES REQUIRED DUE TO CONFLICTING ELEVATIONS.

revisions:

ARCHITECTURE  
CIVIL ENGINEERING  
PLANNING

Bloomington, Indiana  
(812) 332-2990 (Fax)

BYNUM FANYO & ASSOCIATES, INC.  
528 north walnut street  
(812) 332-8030



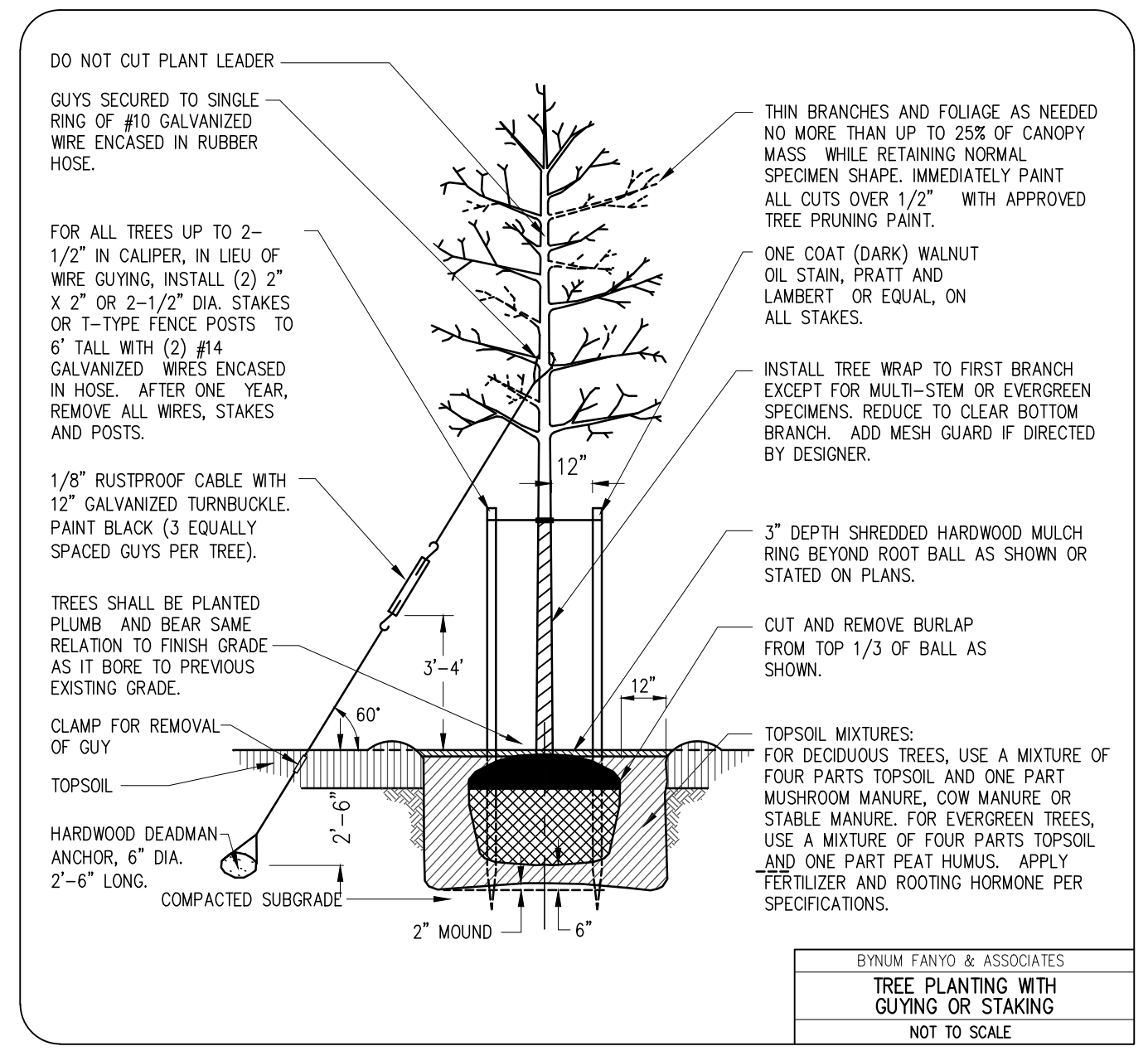
PROPOSED  
KINSER RIDGE SUBDIVISION

1030 W ACUFF RD  
BLOOMINGTON, IN 47404

title: A5 PLAN AND  
PROFILE

designed by: DAS  
drawn by: DAS  
checked by: DJB  
sheet no: C411  
project no.: 402334





LIMITS OF SOD - SOD SPECIES TO BE DETERMINED BY THE OWNER. CONTRACTOR SHALL COORDINATE WITH CBU FOR APPROVAL OF SPECIES PRIOR TO ORDERING MATERIALS.

PLANT INVENTORY					
	KEY	BOTANICAL NAME	COMMON NAME	SIZE & CONDITION	TOTAL QTY
STREETSCAPE	TA	TILIA AMERICANA	AMERICAN LINDEN	2" CAL., B & B	67
	NS	NYSSA SYLVATICA	BLACKGUM	2" CAL., B & B	73
	GD	GYMNOCALADUS DIOICUS	KENTUCKY COFFEE TREE	2" CAL., B & B	10
	UA	ULMUS AMERICANA	AMERICAN ELM	2" CAL., B & B	10
	QP	QUERCUS PHELLOS	WILLOW OAK	2" CAL., B & B	71
	PO	PLATANUS OCCIDENTALIS	SYCAMORE	2" CAL., B & B	73
	LT	LIRIODENDRON TULIPIFERA	TULIP TREE	2" CAL., B & B	63
	CK	CLADRASTIS KENTUCKEA	YELLOWWOOD	2" CAL., B & B	16
	AA	ACER SACCHARUM	APOLLO MAPLE	2" CAL., B & B	13
	CP	CRATAEGUS PHAENOPYRUM	FLOWERING DOGWOOD	2" CAL., B & B	12
BIORETENTION PLANTINGS	CC	ASCLEPIAS TUBEROSE	BUTTERFLYWEED	2" X 3" PLUGS	641
	AC	ASCLEPIAS INCARNATA	SWAMP MILKWEED	2" X 3" PLUGS	641
	RP	RAIBERIA PINNATA	YELLOW CORN LILY	2" X 3" PLUGS	641
	EP	IRIS VIRGINICA	BLUE FLAG IRIS	2" X 3" PLUGS	641
	SD	SOLIDAGO SPECIOSA	SHOWY GOLDENROD	2" X 3" PLUGS	641
	BK	SPARGANGLIUM HETEROLEPIS	PRAIRIE DROPSEED	2" X 3" PLUGS	641
	AS	ASTER FIRMUS	SHINING ASTER	2" X 3" PLUGS	641
	LP	RUDRICKIA HIRTA	BLACK-EYED SUSAN	2" X 3" PLUGS	641
	PA	IRIS VERSICOLOR	WILD IRIS	2" X 3" PLUGS	641
	CK	CAREX ANNECTANS	YELLOW FOX SEDGE	2" X 3" PLUGS	641
XX PLANT QUANTITY SS = STREETSCAPE AREA PLANTINGS XX PLANT KEY DESIGNATION BP = BIORETENTION AREA PLANTINGS XX REQUIREMENT DESIGNATION					
				PROPOSED STREET LIGHTING LOCATION - REFER TO THE SITE LIGHTING PLAN FOR MORE INFORMATION AND SPECIFICATIONS	

LARGE CANOPY TREES SHALL BE PLANTED AT LEAST 10 FEET FROM PUBLIC SANITARY SEWER, WATER SERVICE LINES, AND NATURAL GAS LINES. MEDIUM AND SMALL TREES SHALL BE PLANTED AT LEAST 5 FEET FROM PUBLIC SANITARY SEWER, WATER SERVICE LINES, AND NATURAL GAS LINES, EXCEPT THAT MEDIUM AND SMALL TREES PLANTED LESS THAN 5 FEET FROM PUBLIC SANITARY SEWER, WATER SERVICE LINES, AND NATURAL GAS LINES MAY BE APPROVED BY THE PLANNING AND TRANSPORTATION DIRECTOR.

ACCORDING TO THE CITY'S UNIFIED DEVELOPMENT ORDINANCE (UDO) SECTION 20.04.080(c)(2)(G) [GROUND COVER]:

I. EXCEPT IN THE PO ZONING DISTRICT, TURF GRASS AND OTHER VEGETATIVE GROUND COVER SHALL BE USED FOR ALL LANDSCAPED AREAS, EXCEPT AS LISTED BELOW. CRUSHED ROCK OR GRAVEL IS NOT ALLOWED AS GROUND COVER.

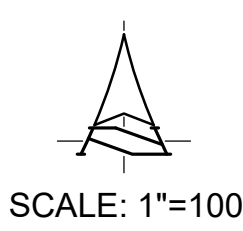
1. PARKING LOT BUMPOUTS, ISLANDS, AND ENDCAPS SMALLER THAN 324 SQUARE FEET MAY USE MULCH.
2. AREAS WITHIN 24 INCHES OF A BUILDING FOUNDATION AND UNDERNEATH STAIRCASES MAY USE MULCH OR DECORATIVE STONE.
3. FOR SINGLE-FAMILY, DUPLEX, TRIPLEX, AND FOURPLEX USES, MULCH AND DECORATIVE STONE MAY ONLY BE USED IN DEFINED LANDSCAPE BEDS WITH RAISED BORDERS.

II. EXCEPT AS PROVIDED IN SECTION 20.04.080(c)(2)(G)(i), DECORATIVE MULCH OR STONE SHALL NOT BE USED AS GROUND COVER EXCEPT ONE FOOT BEYOND THE DRIVELINE OF SHRUBBERY AND SHALL BE NO MORE THAN SIX FEET IN DIAMETER SURROUNDING TREES.

III. APPROVED STORMWATER DETENTION AND RETENTION FACILITIES MAY UTILIZE DECORATIVE MULCH OR STONE ON A ONE-TIME BASIS AT TIME OF INSTALLATION AS ALLOWED OR REQUIRED BY CITY OF BLOOMINGTON UTILITIES. LANDSCAPING STONE OR RIPRAP OR OTHER NON-VEGETATIVE MATERIAL MAY BE INCORPORATED IN STORMWATER TREATMENT ALTERNATIVES, SUCH AS SWALES OR CULVERT OUTFALLS, AS APPROVED BY CITY OF BLOOMINGTON UTILITIES.

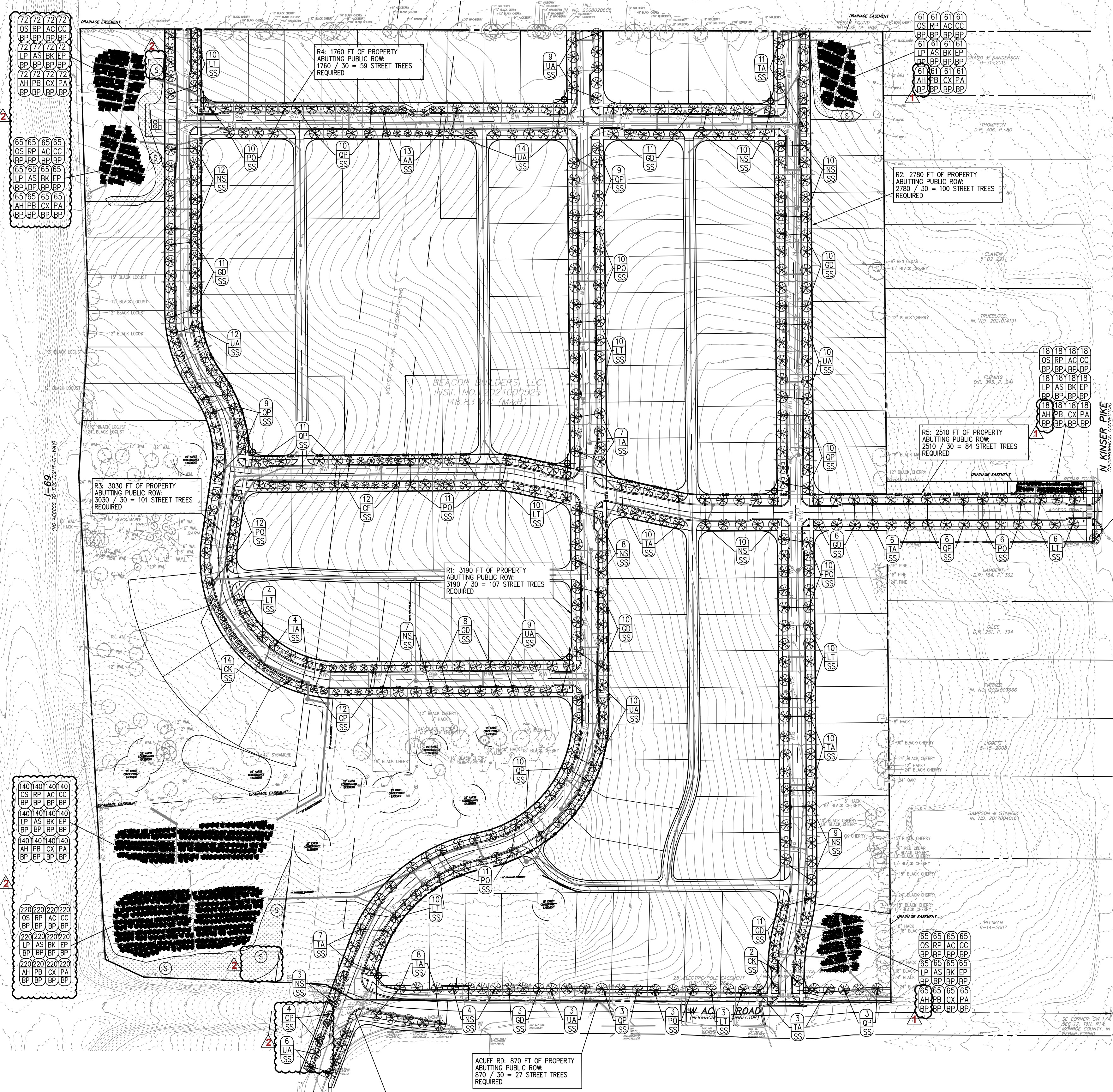
**NOTE TO CONTRACTOR**

CONTRACTOR SHALL VERIFY ALL UTILITY LOCATIONS & DEPTHS AND NOTIFY ENGINEER OF ANY INACCURACIES IN LOCATION OR ELEVATION OR ANY CONFLICTS PRIOR TO & AFTER ANY EXCAVATION. NO PAYMENT SHALL BE MADE TO CONTRACTOR FOR UTILITY DESTRUCTION OR UNDERGROUND CHANGES REQUIRED DUE TO CONFLICTING ELEVATIONS.



SCALE: 1"=100'

2 SMALL/MEDIUM TREES SUBSTITUTED FOR LARGE STREET TREES WHEN LOCATED WITHIN ELECTRIC EASEMENT BOUNDS OR WITHIN 5-10 FEET OF PUBLIC SANITARY, GAS, OR WATER SERVICE LINES



**revisions:**

- 2/28/25 - COB Revisions: replace frost aster species
- 3/13/25 - CBU Revisions: ensure proper spacing from water line, live plantings, sod

**ARCHITECTURE**

**CIVIL ENGINEERING**

**PLANNING**

**BYNUM FANYO & ASSOCIATES, INC.**

**528 north walnut street**

**(812) 332-8030**

**PROPOSED KINSER RIDGE SUBDIVISION**

**1030 W ACUFF RD**

**BLOOMINGTON, IN 47404**

**title: LANDSCAPE PLAN**

**designed by: DAS**

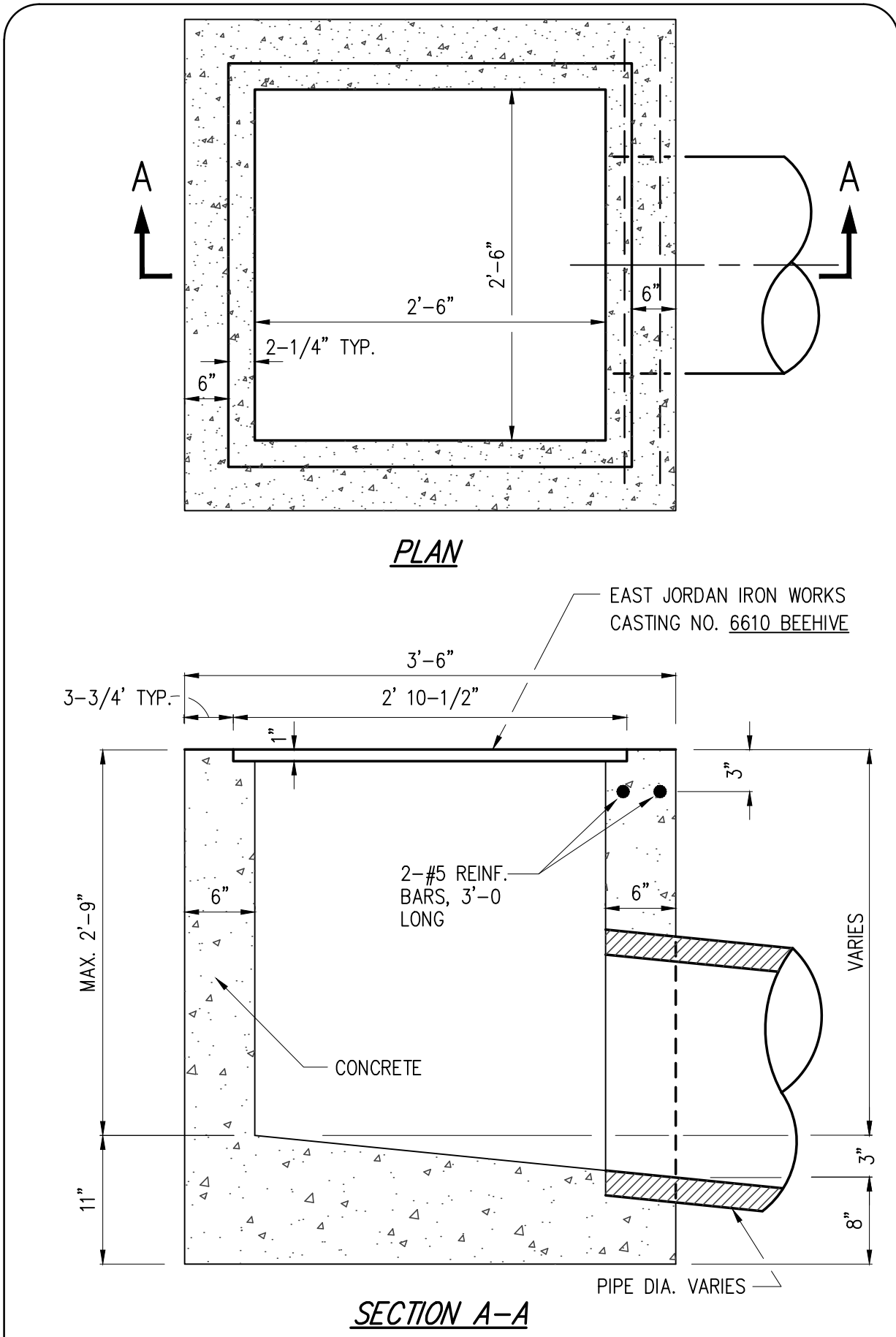
**drawn by: DAS**

**checked by: DJB**

**sheet no: C501**

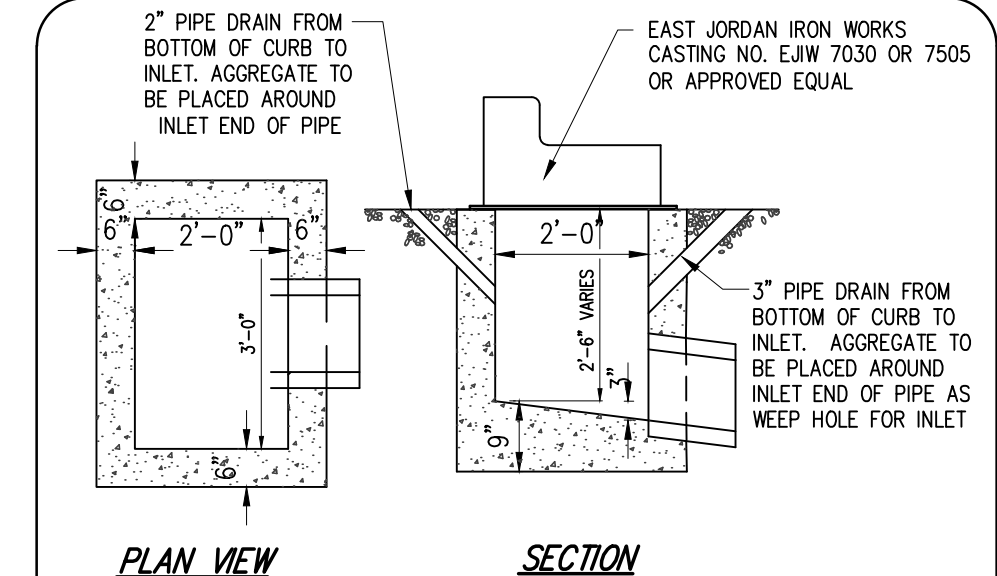
**project no.: 402334**





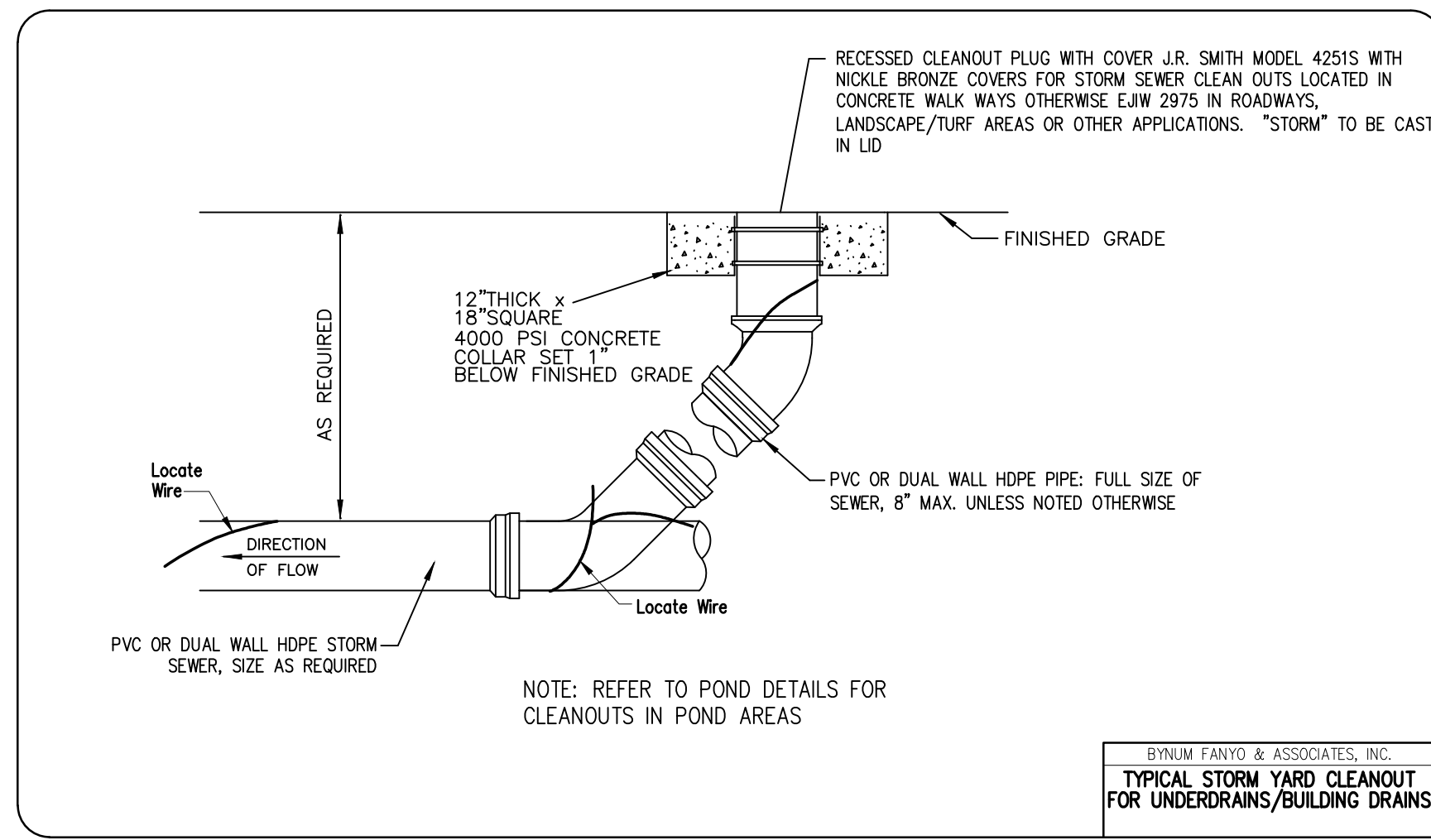
- NOTES:
1. ALL PRECAST MANHOLES SHALL CONFORM TO ASTM C-478 AND THE STANDARD SPECIFICATIONS (MIN. SQ. FT. OF REINFORCING STEEL PER LINEAR FOOT OF BARREL SHALL 0.12).
  2. JOINTS BETWEEN SECTIONS OF PRECAST MANHOLES SHALL BE IN ACCORDANCE WITH ASTM C-443.

STORM INLET TYPE E  
NOT TO SCALE

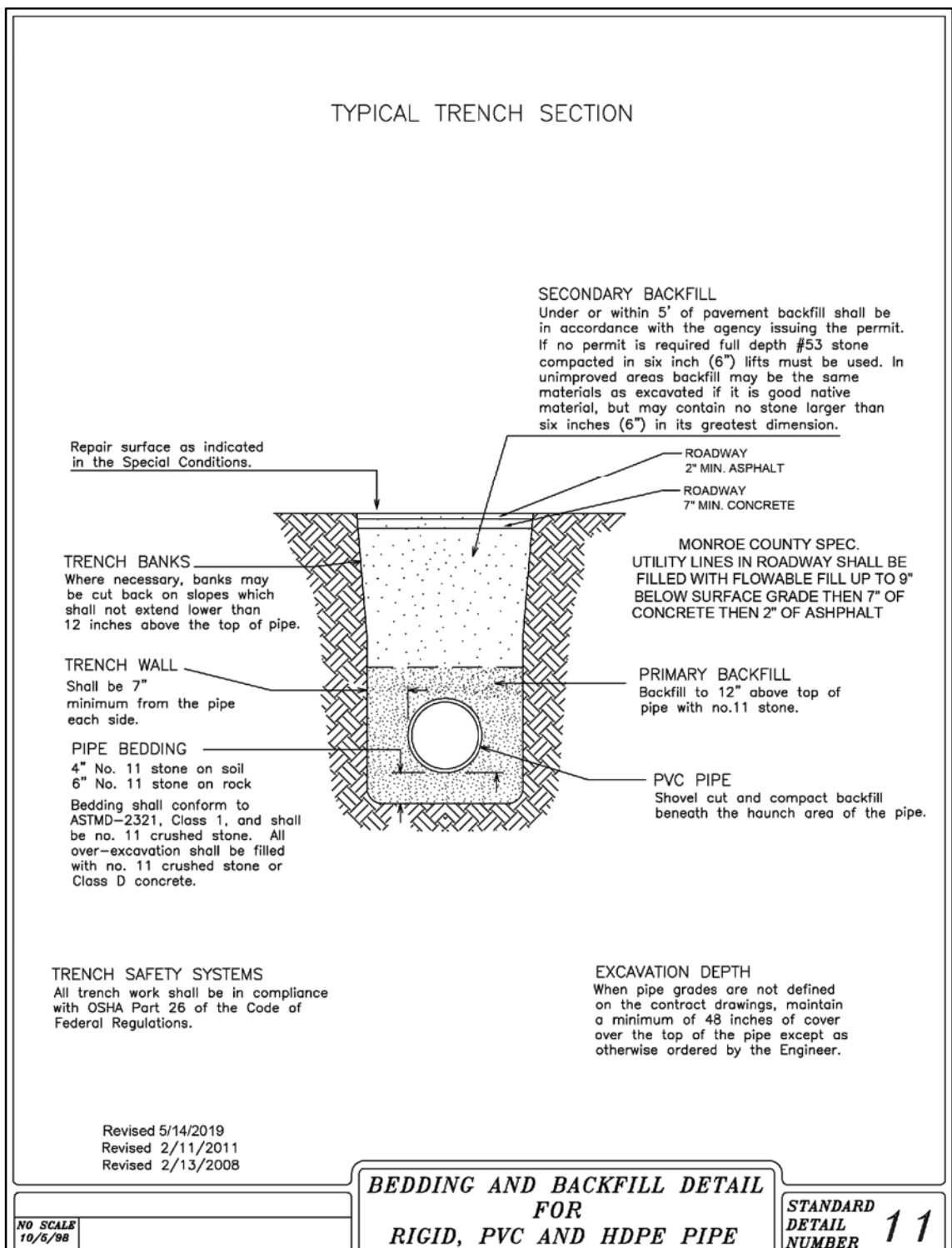


- NOTES:
1. FOR INLET INVERT ELEVATIONS SEE STRUCTURE NOTE OR STRUCTURE DATA TABLE.
  2. USE OF BRICK, BLOCKS, OR CONCRETE IS PERMISSIBLE.
  3. CONTRACTOR MAY BE PERMITTED TO PRECAST INLETS SUBJECT TO THE APPROVAL OF THE ENGINEER AND IN ACCORDANCE WITH THE STANDARD SPECIFICATIONS.

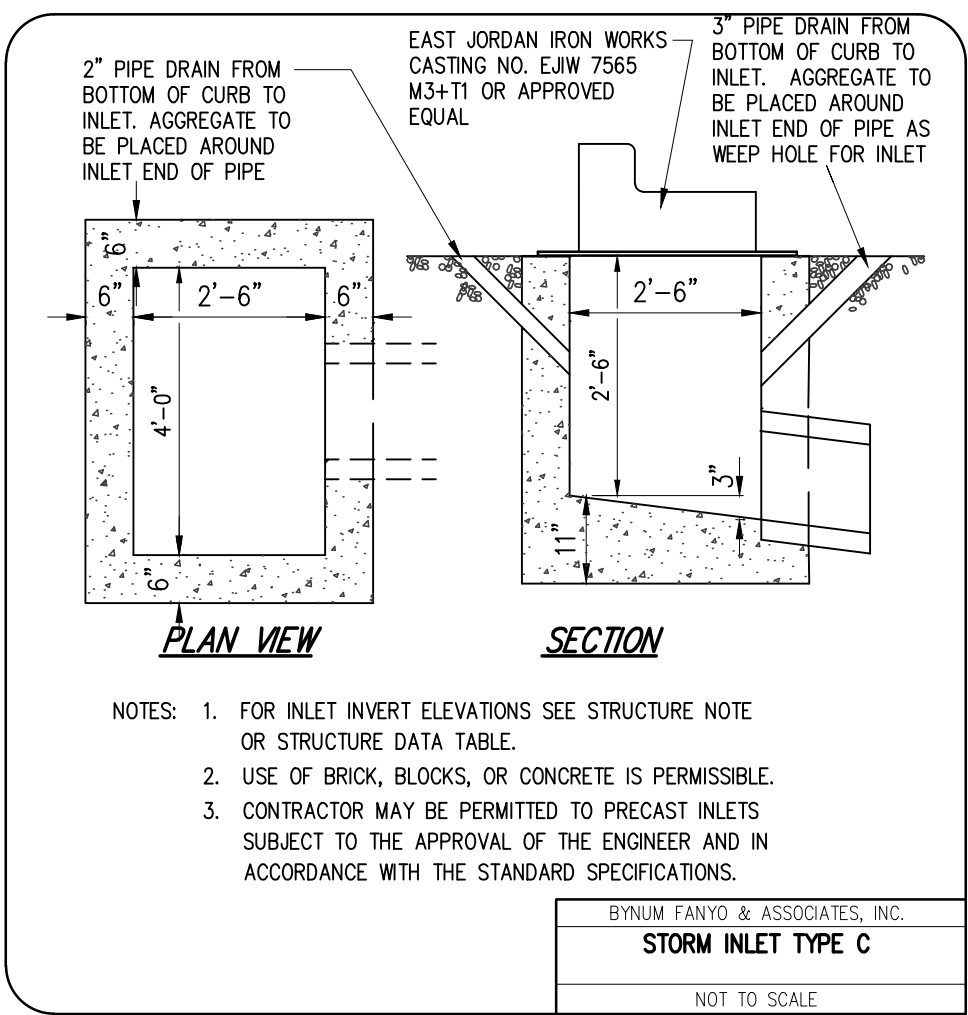
STORM INLET TYPE J  
NOT TO SCALE



BYNUM FANYO & ASSOCIATES, INC.  
TYPICAL STORM YARD CLEANOUT FOR UNDERDRAINS/BUILDING DRAINS



BEDDING AND BACKFILL DETAIL FOR RIGID, PVC AND HDPE PIPE  
STANDARD DETAIL NUMBER 11

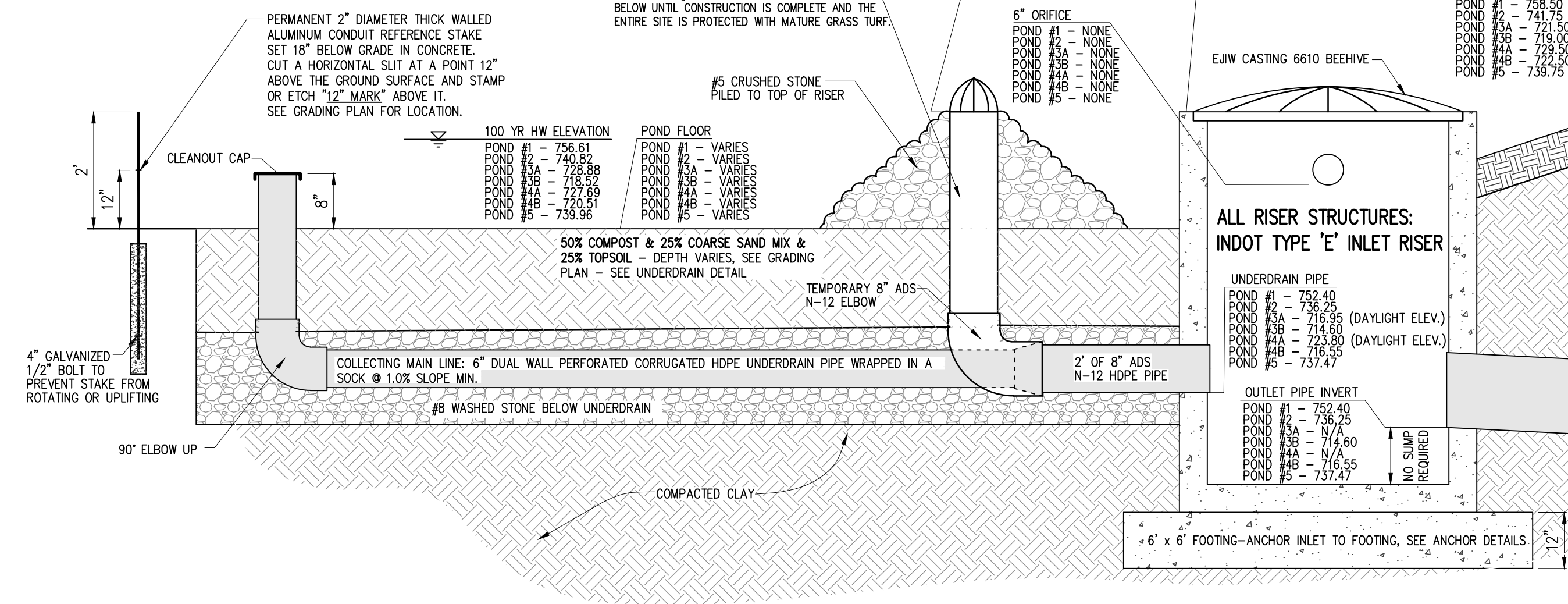


- NOTES:
1. FOR INLET INVERT ELEVATIONS SEE STRUCTURE NOTE OR STRUCTURE DATA TABLE.
  2. USE OF BRICK, BLOCKS, OR CONCRETE IS PERMISSIBLE.
  3. CONTRACTOR MAY BE PERMITTED TO PRECAST INLETS SUBJECT TO THE APPROVAL OF THE ENGINEER AND IN ACCORDANCE WITH THE STANDARD SPECIFICATIONS.

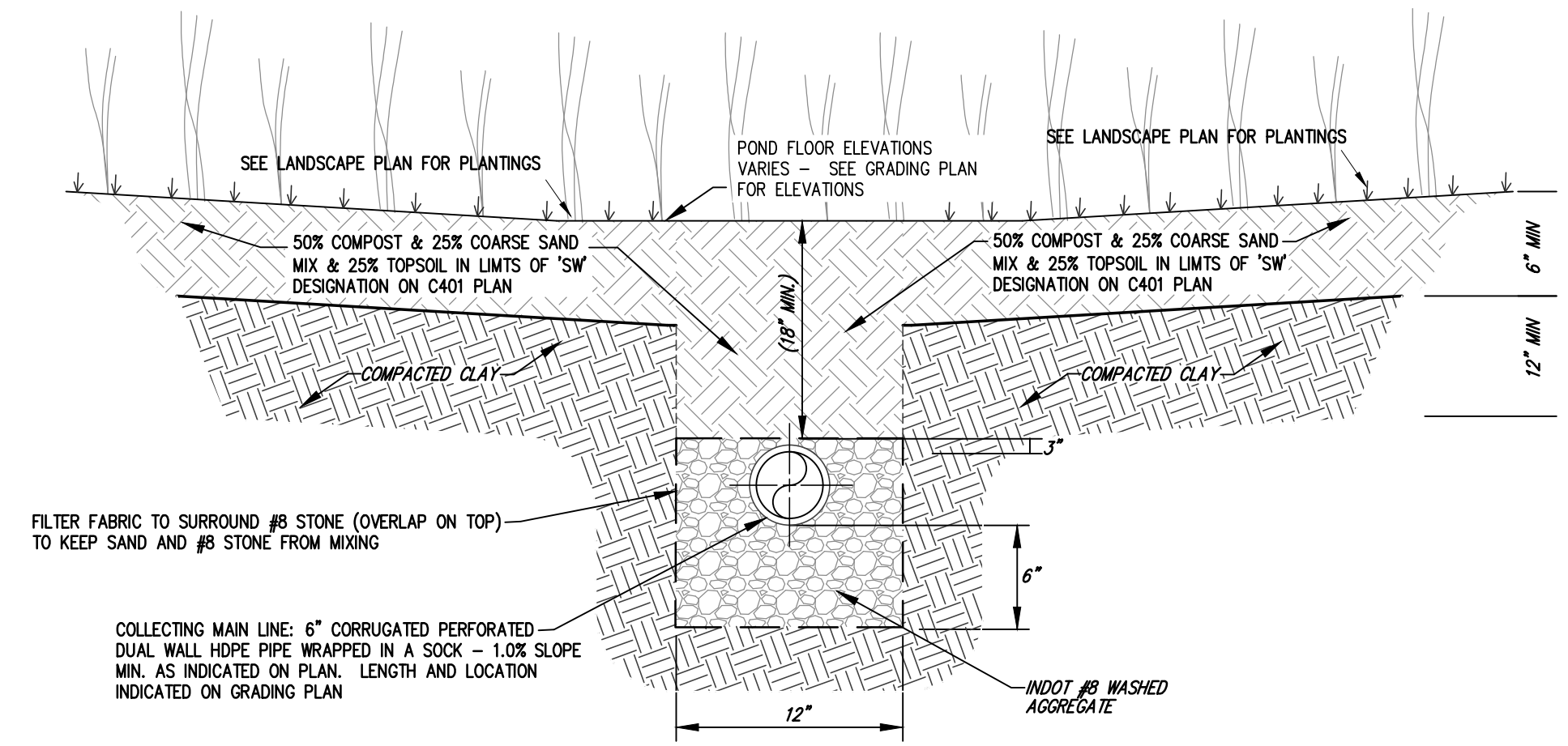
BYNUM FANYO & ASSOCIATES, INC.  
STORM INLET TYPE C  
NOT TO SCALE

NOTE: THE POND POST-CONSTRUCTION UNDERDRAINS, BACKFILL, SAND, AND POND SEEDING SHALL BE COMPLETED AFTER THE SITE HAS BEEN STABILIZED WITH MATURE GRASS AND PLANTINGS.

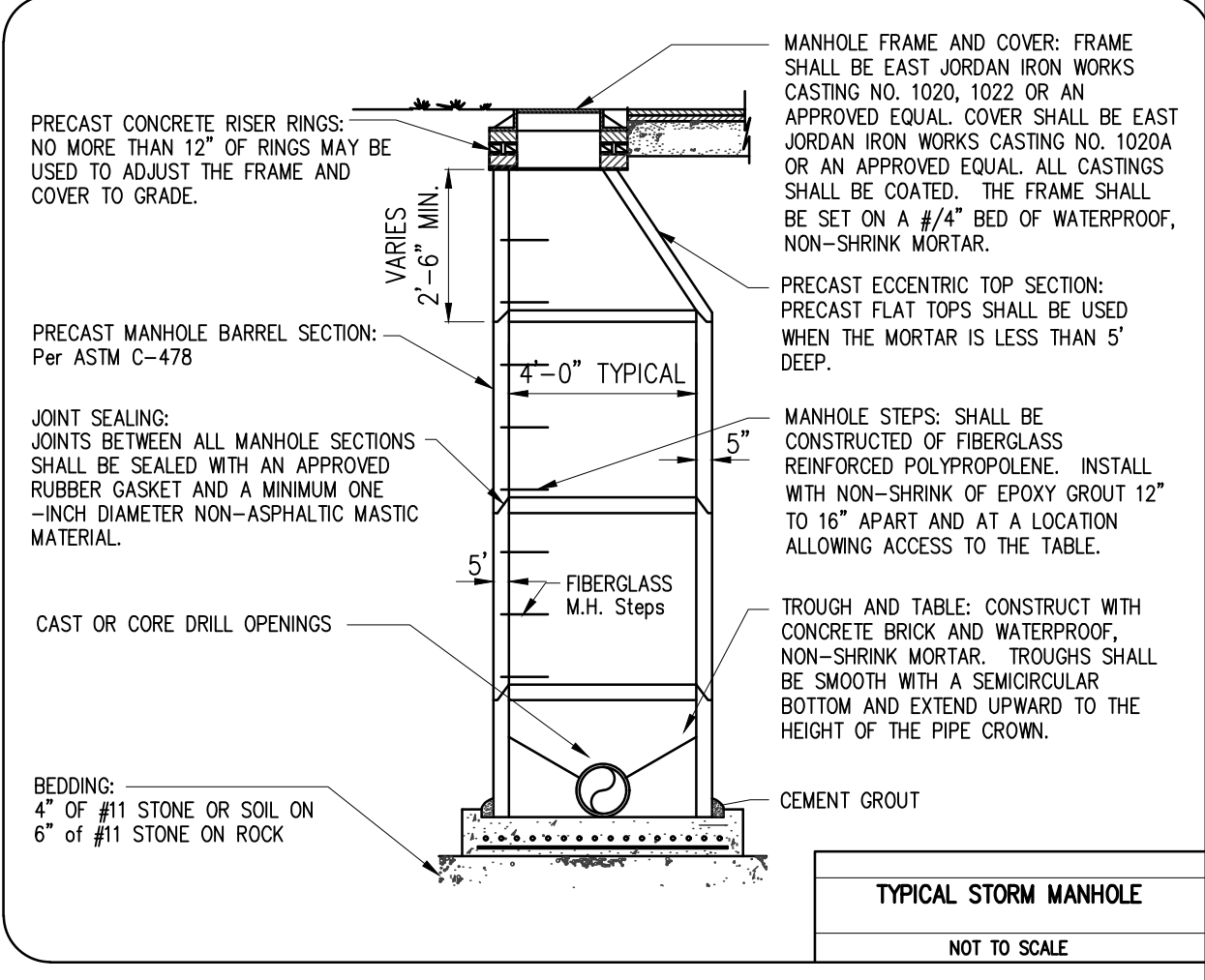
- MAINTENANCE NOTES:
1. INSPECT THE POND AFTER EACH STORM EVENT TO ENSURE PROPER DRAINAGE.
  2. REMOVE AND PROPERLY DISPOSE OF SEDIMENT WHEN IT ACCUMULATES TO ONE HALF THE DESIGN VOLUME.
  3. PERIODICALLY CHECK THE EMBANKMENT, EMERGENCY SPILLWAY, AND OUTLET FOR EROSION DAMAGE, PIPE SETTLING, SEEPAGE OR SLUMPING ALONG TOE OR AROUND BARREL. REPAIR IMMEDIATELY.
  4. REMOVE DEBRIS FROM THE POND, EMERGENCY SPILLWAY AND POOL AREA.
  5. CLEAN/REPLACE GRAVEL/SAND AROUND IN THE POND IF THE POOL DOES NOT DRAIN PROPERLY.



TEMPORARY AND PERMANENT WATER QUALITY PONDS #1-#5 DETAILS  
NOT TO SCALE



UD TYPICAL BIO-SWE/WATER QUALITY POND UNDERDRAIN SYSTEM  
NOT TO SCALE



TYPICAL STORM MANHOLE  
NOT TO SCALE

NOTE TO CONTRACTOR  
CONTRACTOR SHALL VERIFY ALL UTILITY LOCATIONS & DEPTHS AND NOTIFY ENGINEER OF ANY INACCURACIES IN LOCATION OR ELEVATION OR ANY CONFLICTS PRIOR TO & AFTER ANY EXCAVATION. NO PAYMENT SHALL BE MADE TO CONTRACTOR FOR UTILITY DESTRUCTION OR UNDERGROUND CHANGES REQUIRED DUE TO CONFLICTING ELEVATIONS.

revisions:

ARCHITECTURE  
CIVIL ENGINEERING  
PLANNING  
BYNUM FANYO & ASSOCIATES, INC.  
528 north walnut street  
Bloomington, Indiana  
(812) 332-8030

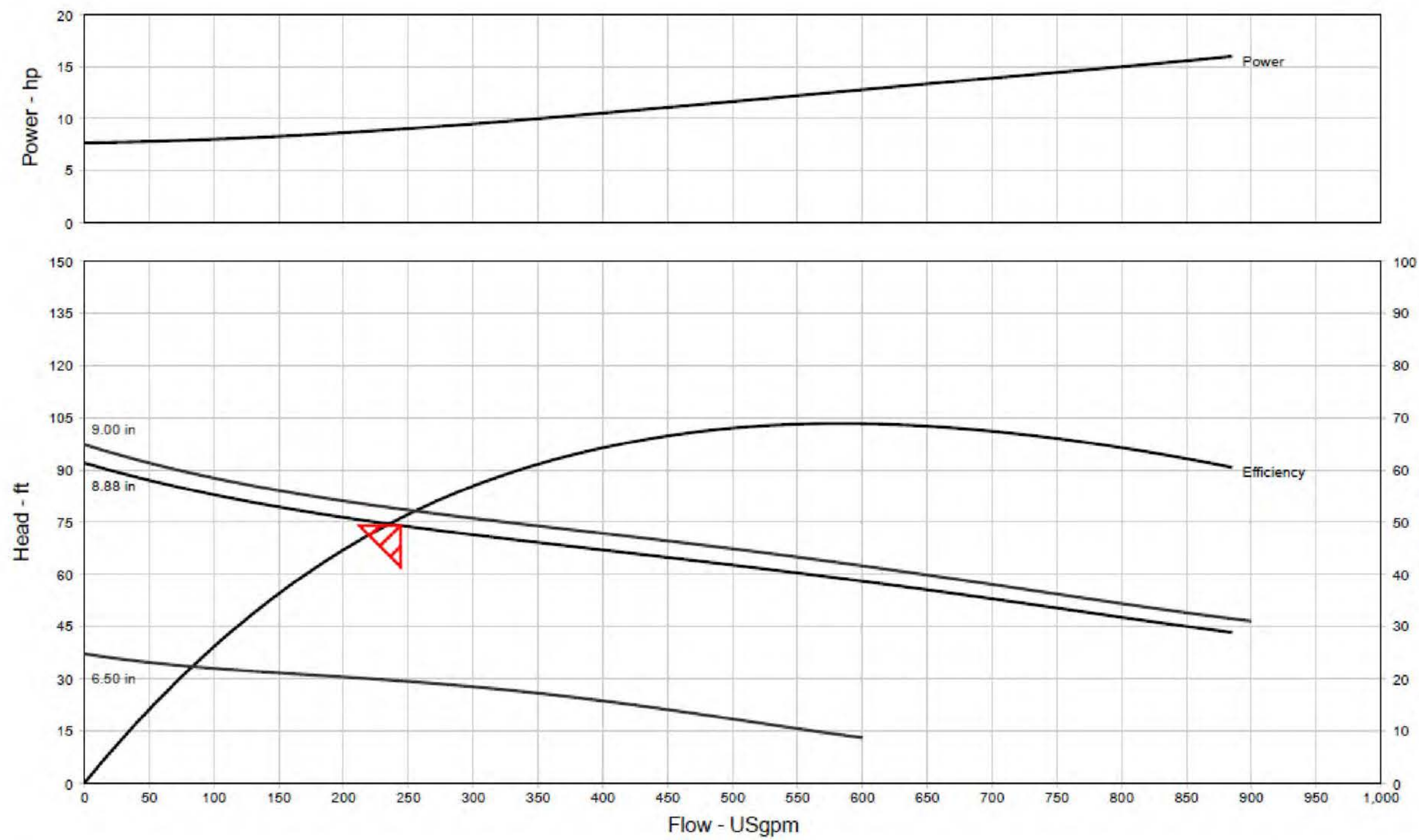
DANIEL J. BUTLER  
REGISTERED  
No. 11500284  
STATE OF INDIANA  
PROFESSIONAL ENGINEER  
13.13.25  
certified by

PROPOSED  
KINSER RIDGE SUBDIVISION  
1030 W ACUFF RD  
BLOOMINGTON, IN 47404

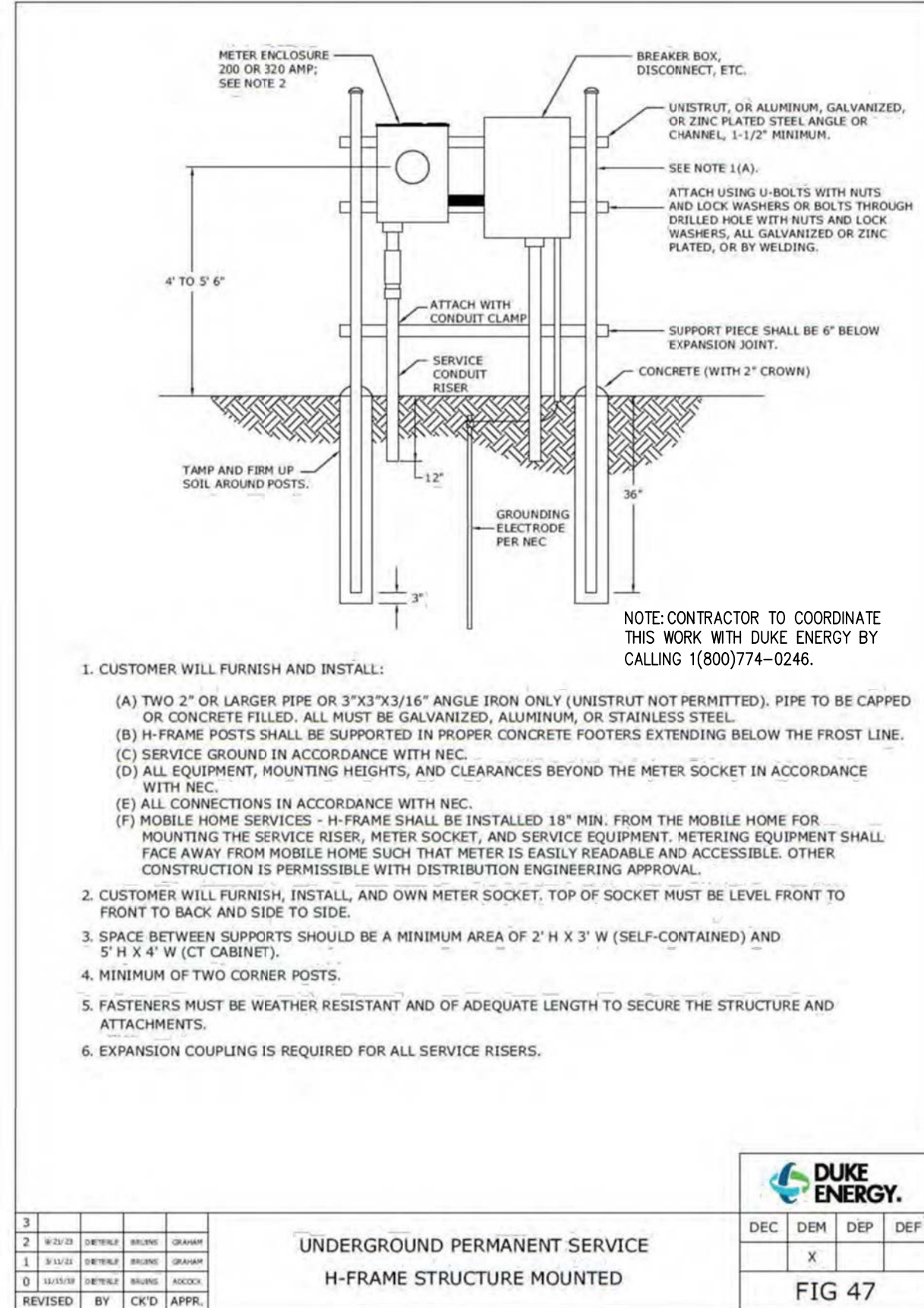
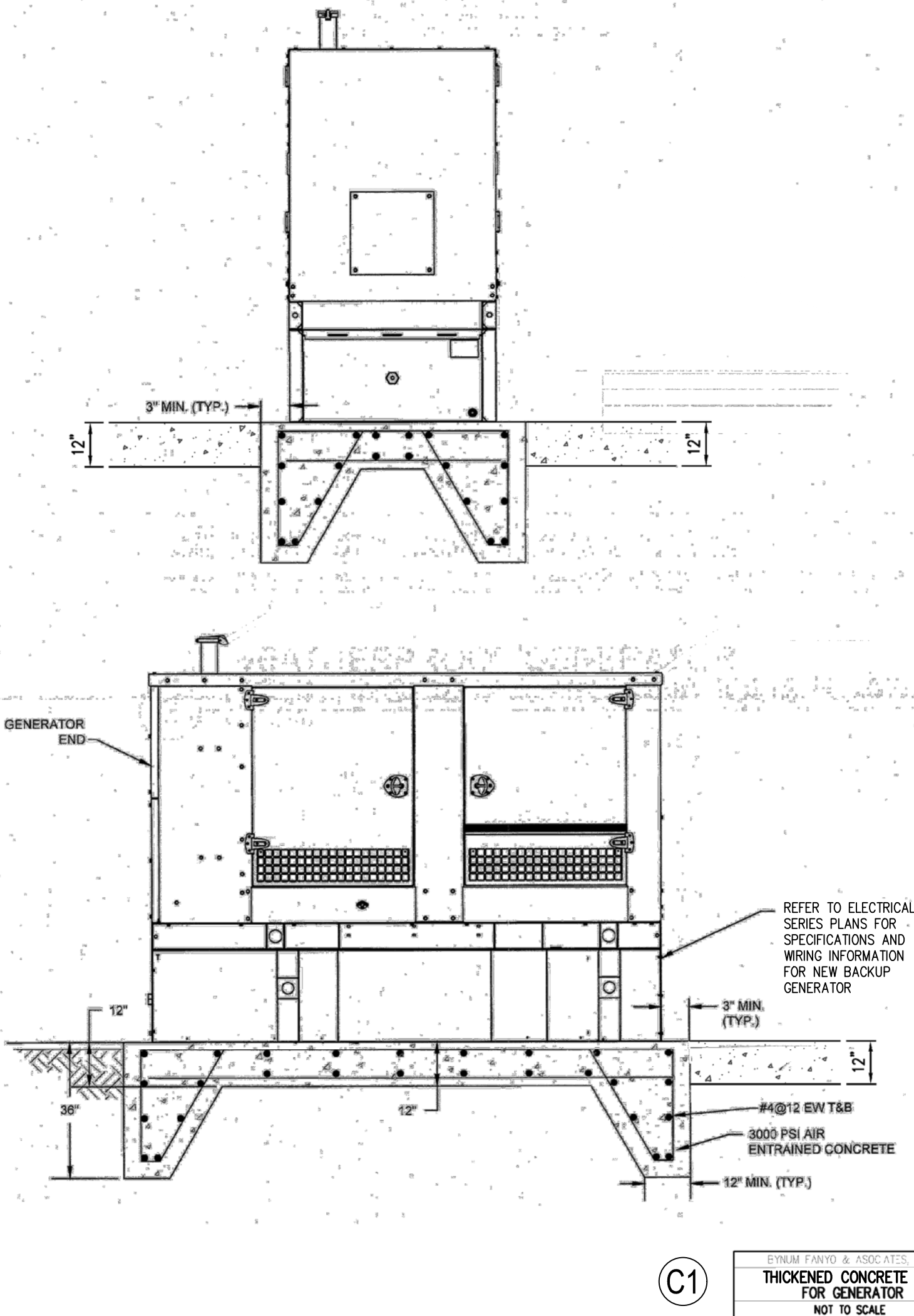
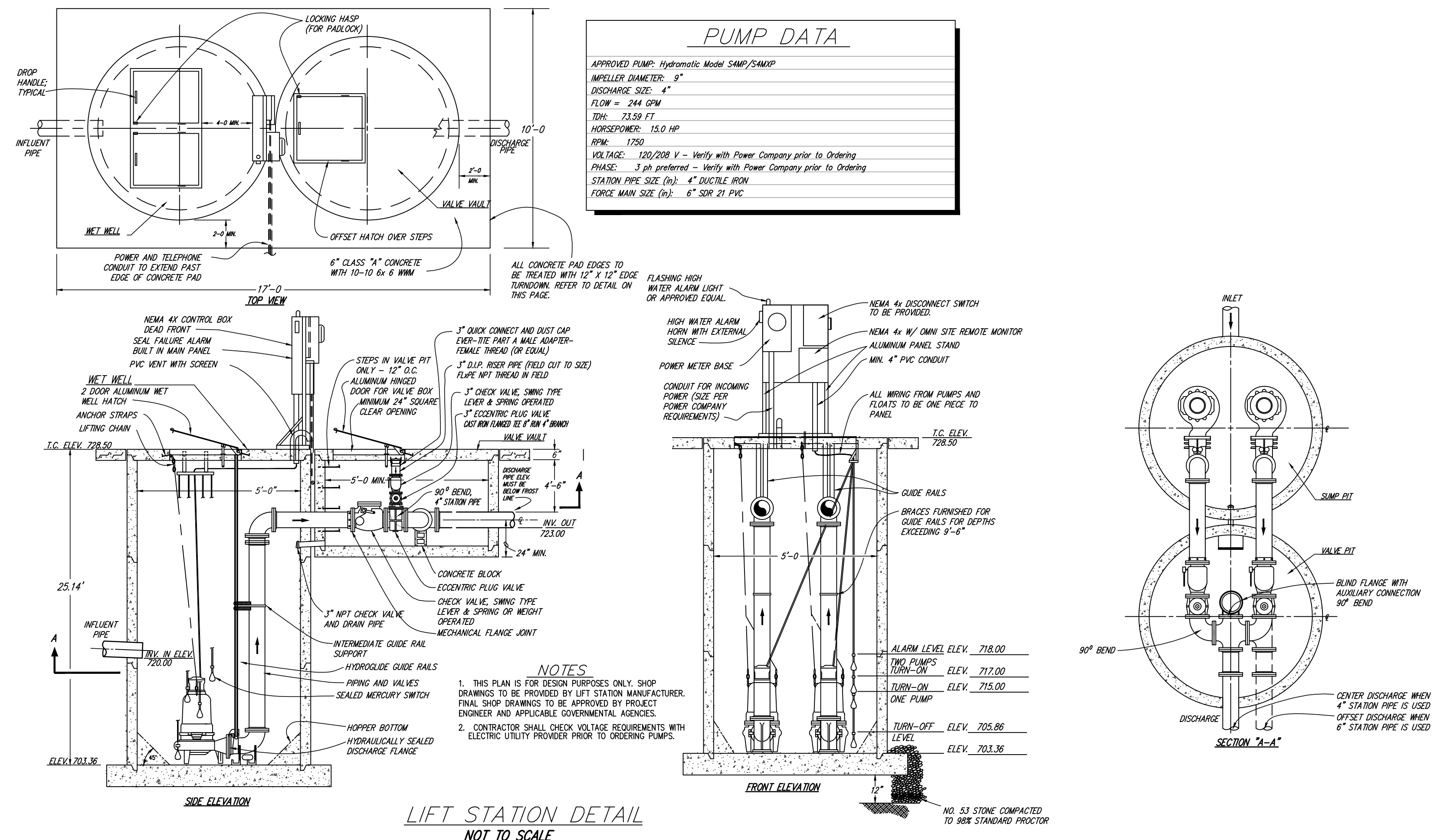
title: DRAINAGE DETAILS

designed by: DAS  
drawn by: DAS  
checked by: DJB  
sheet no: C601  
project no.: 402334

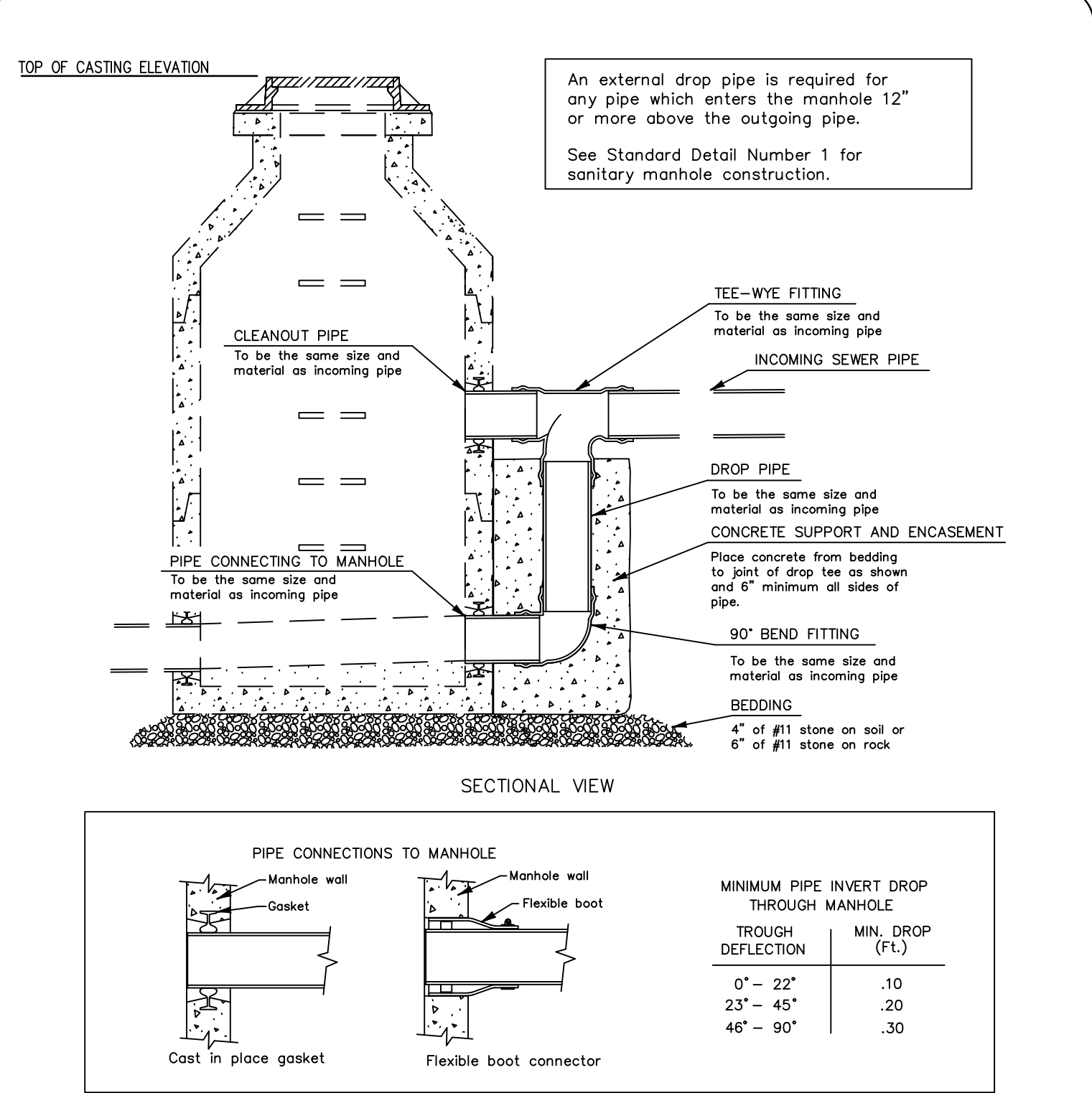
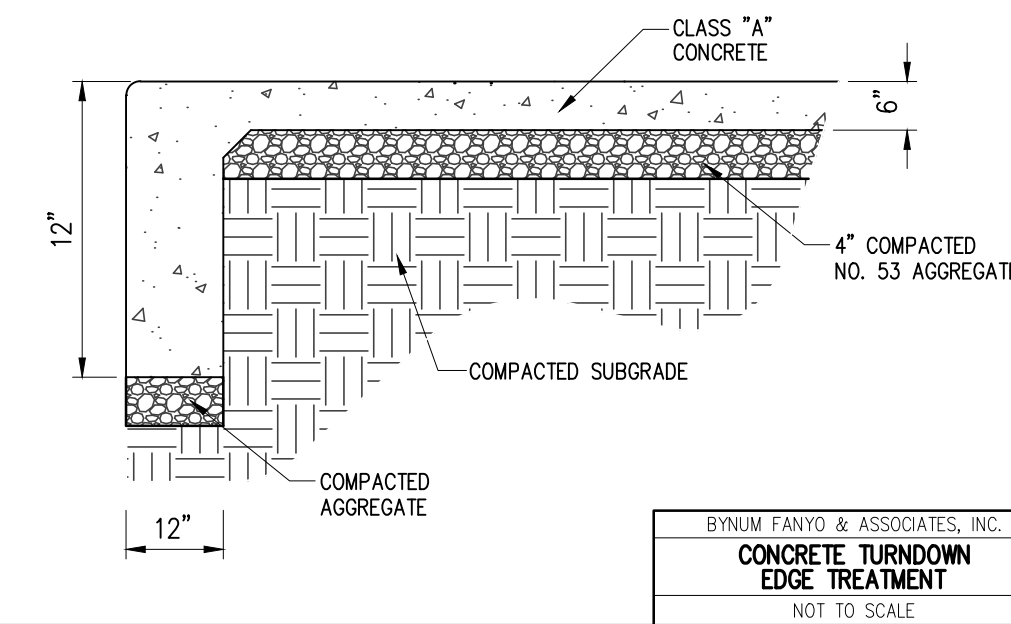




Item Number / Tags	: 001	Size	: Hydromatic-S4MP/S4MXP	Flow, rated	: 244.0 USGpm
Service	:	Stages	: 1	Differential head / pressure, rated	: 74.00 ft
Quantity	: 1	Speed, rated	: 1750 rpm	NPSH required	:
Quote number	: 972378	Based on curve number	:	Fluid density, rated / max	: 1.000 / 1.000 SG
Date last saved	: 01 Nov 2024 9:43 AM			Viscosity	: 1.00 cP
		Efficiency	: 50.76 %	Cq/Ch/Ce/Cn [ANSI/HI 9.6.7-2010]	: 1.00 / 1.00 / 1.00 / 1.00
		Power, rated	: 8.98 hp		



INSTALL A JOINT RESTRAINT DEVICE ON ALL JOINTS THAT ARE WITHIN THE MINIMUM LENGTH (L) TO BE RESTRAINED.	
FOR SLIP-JOINT CS90 PIPE USE, SEE EBMA MUGA-LUG STANDARDS OR APPROVED EQUAL.	
FOR COUPLING TO MECHANICAL JOINT CS90 PIPE USE, SEE EBMA MUGA-LUG STANDARDS OR APPROVED EQUAL.	
FOR SLIP JOINT PVC PIPE AND FITTINGS USE: EBMA SERIES 7500 OR APPROVED EQUAL FOR 2\"/>	
MINIMUM LENGTH IN FEET TO BE RESTRAINED ON EACH SIDE OF FITTING (L) UNLESS NOTED OTHERWISE. CALCULATED USING EBMA IRON'S RESTRAINT LENGTH CALCULATOR.	
4\"/>	
W/L EL. 11 11 22 45 90	VERTICAL OFFSET (UPPER/LOWER) 11 22 45
4 3 6 11 26 56	4 6 12 23 8
6 3 6 11 26 79	6 8 16 33 11
8 4 7 14 34 103	8 12 24 44 14
10 4 9 17 41 124	10 15 30 57 17
12 5 10 20 48 146	12 18 36 61 20
PIPE SIZE TEE-BRANCH LENGTH (RUN LENGTH=5') REDUCER LENGTH ON LARGER SIDE	
PIPE SIZE 4 6 8 10 12	PIPE SIZE 4 6 8 10
6 1 38 72 99 126	6 41 - - -
8 1 25 62 91 119	8 74 44 - -
10 1 11 51 83 112	10 101 76 42 -
12 1 1 41 74 105	12 127 107 78 43
CHART REFLECTS THE FOLLOWING TYPICAL PARAMETERS: -CL 5000 FILL SOIL CLASSIFICATION, SHORING STRENGTH=50/300 PSF WORST CASE -TRENCH TYPE 5 (AWA) -DEPTH OF COVER 4' MINIMUM -PIPE BEDDED IN GRANULAR -SPOKILL COMPACTED GRANULAR OR SELECT MATERIAL -TEST PRESSURE OF 300 PSF WITH 2.1 SAFETY FACTOR	
BYNUM FANYO & ASSOCIATES, INC. MECHANICAL JOINT RESTRAINT REQUIREMENT FOR PVC WATER/FIRE LINE N.T.S.	



**NOTE TO CONTRACTOR**

CONTRACTOR SHALL VERIFY ALL UTILITY LOCATIONS & DEPTHS AND NOTIFY ENGINEER OF ANY INACCURACIES IN LOCATION OR ELEVATION OR ANY CONFLICTS PRIOR TO & AFTER ANY EXCAVATION. NO PAYMENT SHALL BE MADE TO CONTRACTOR FOR UTILITY DESTRUCTION OR UNDERGROUND CHANGES REQUIRED DUE TO CONFLICTING ELEVATIONS.

revisions:

ARCHITECTURE  
CIVIL ENGINEERING  
PLANNING  
bloomington, Indiana  
(812) 339-2990 (Fax)

BYNUM FANYO & ASSOCIATES, INC.  
528 north walnut street  
(812) 332-8030

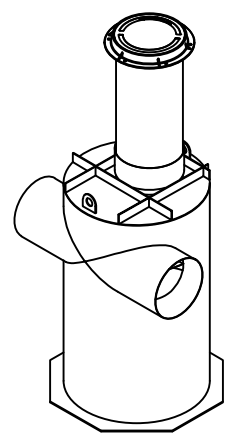
DANIEL J. BUTLER  
REGISTERED  
11500284  
STATE OF INDIANA  
PROFESSIONAL ENGINEER  
13.13.25  
certified by: [Signature]

PROPOSED  
KINSER RIDGE SUBDIVISION  
1030 W ACUFF RD  
BLOOMINGTON, IN 47404

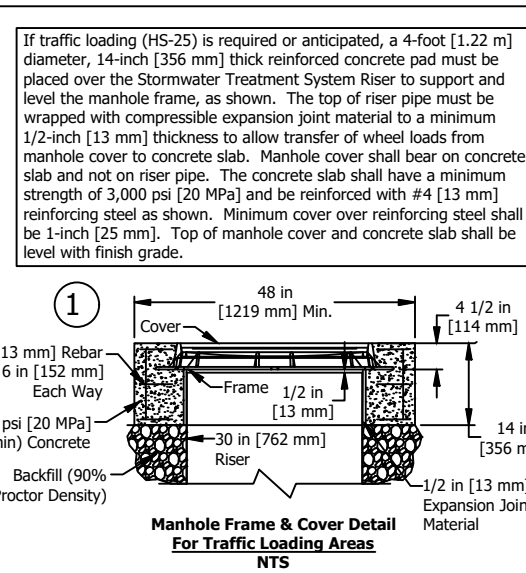
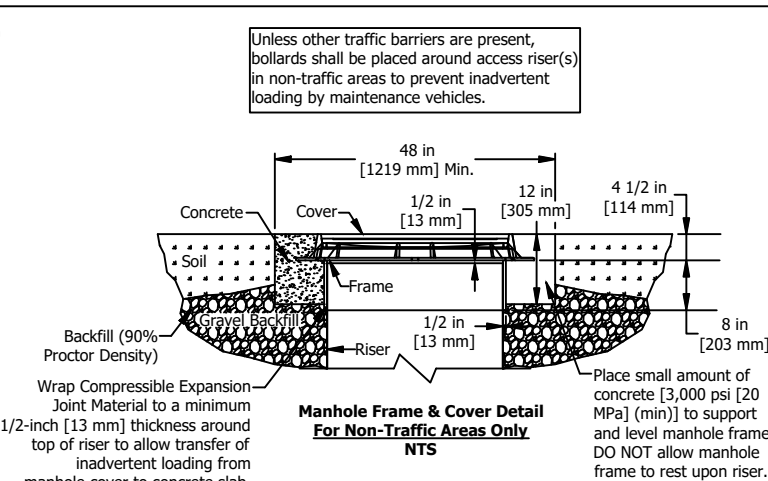
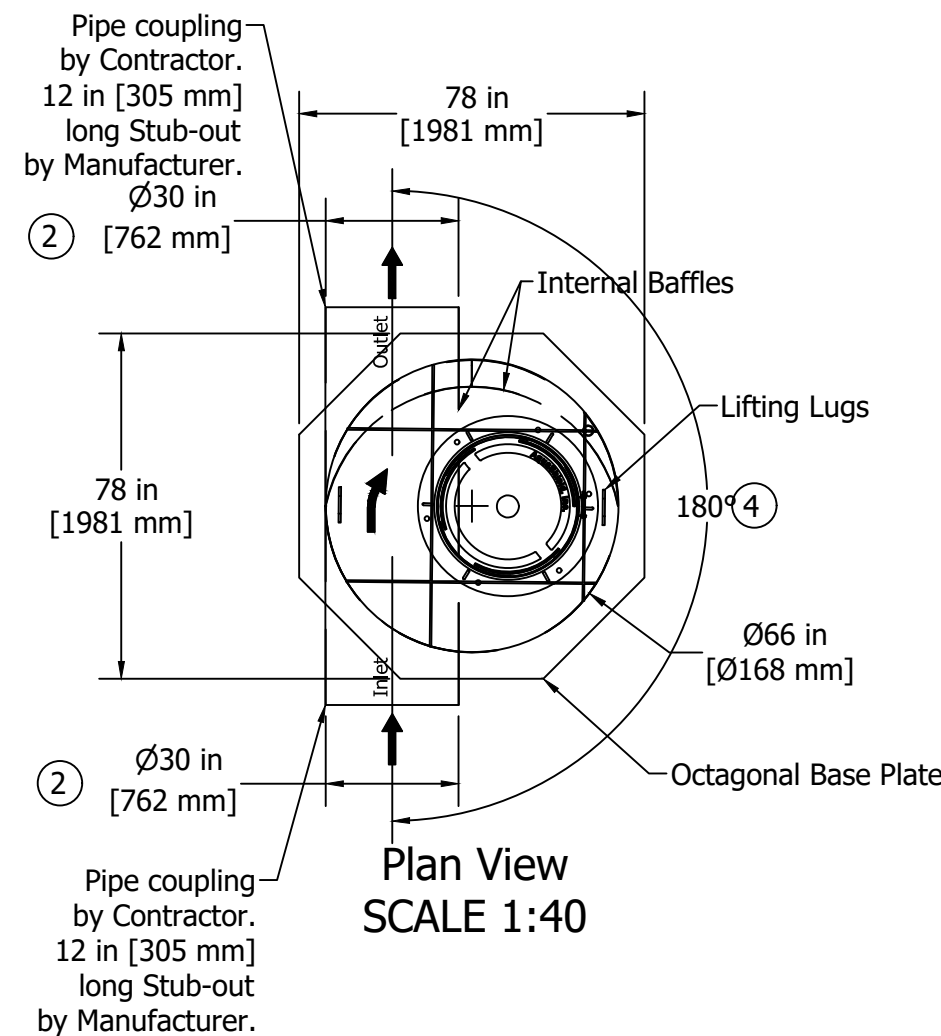
title: UTILITY  
DETAILS  
designed by: DAS  
drawn by: DAS  
checked by: DJB  
sheet no: C602  
project no.: 402334



Aqua-Swirl® Polymer Coated Steel (PCS)  
Stormwater Treatment System

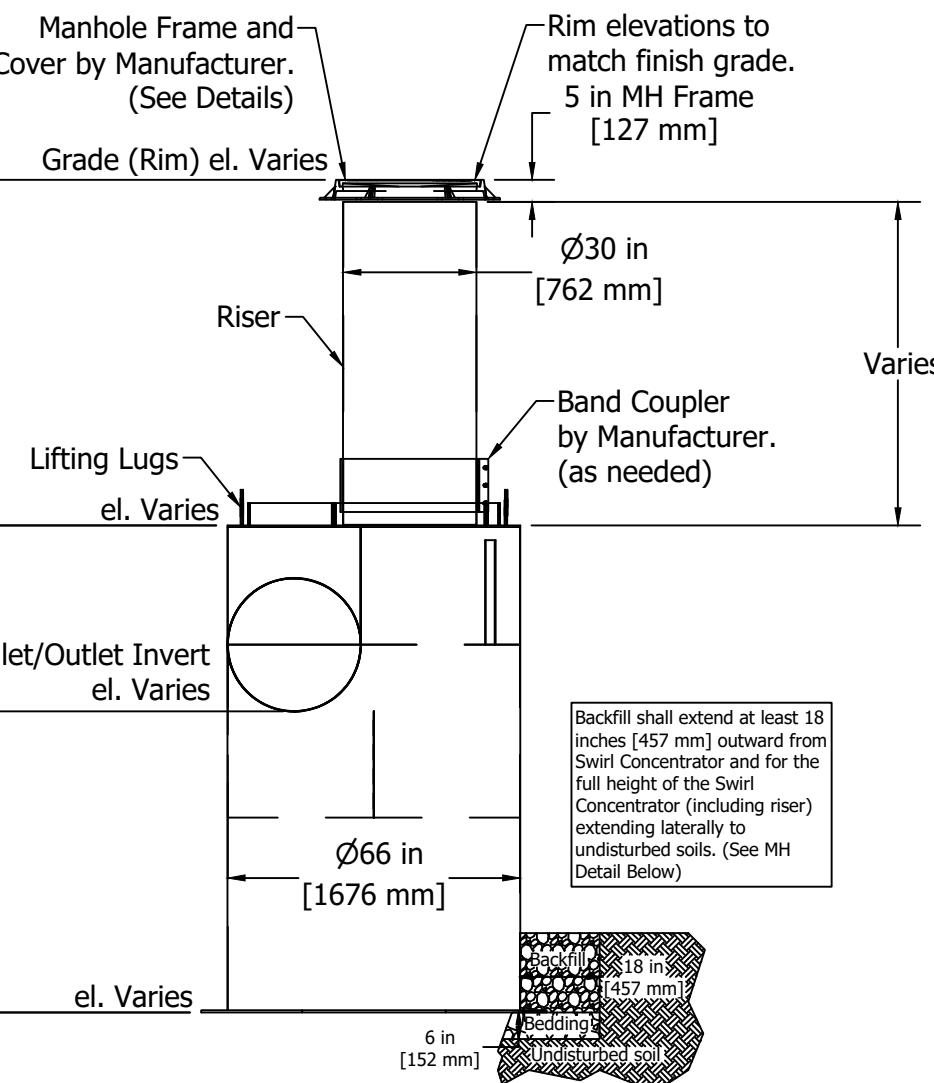


Projected View  
SCALE 1:80



Please see accompanied Aqua-Swirl® specification notes. See Site Plan for actual system orientation. Approximate dry (pick) weight: 2200 lbs [1000 kg].

- As an alternative, 42 in [1067 mm] diameter, HS-20/25 rated precast concrete rings may be substituted. 14 in [356 mm] thickness must be maintained.
- AS-5 BYP inlet/outlet pipe size ranges from 12 in [305 mm] to 30 in [762 mm].
- AS-5 chamber height may vary from 92 in [2337 mm] to 110 in [2794 mm], depending on inlet/outlet pipe size.
- Orientation may vary from a minimum of 90° to a maximum of 180°.



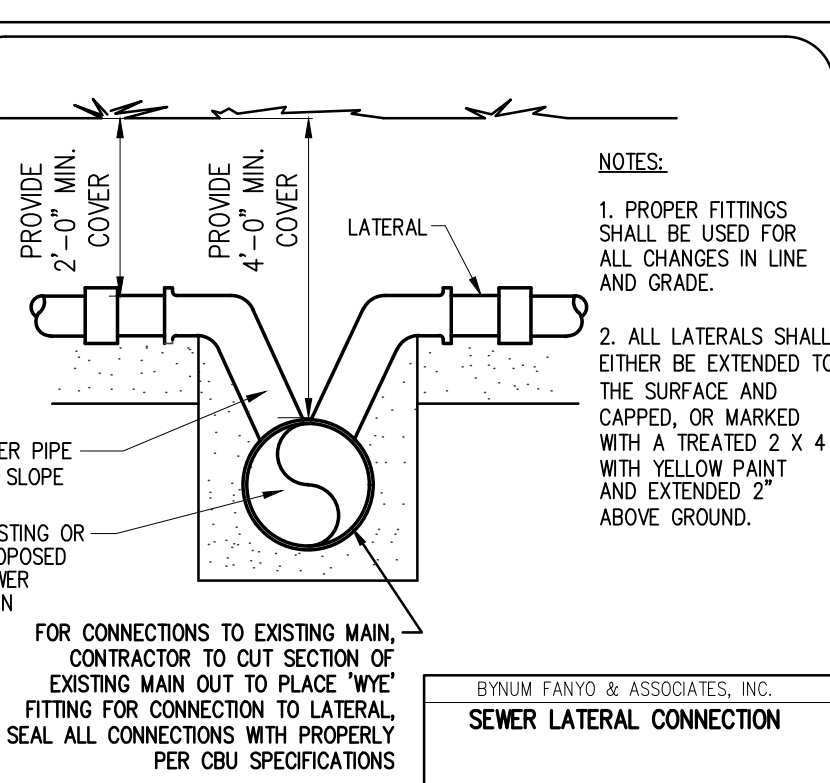
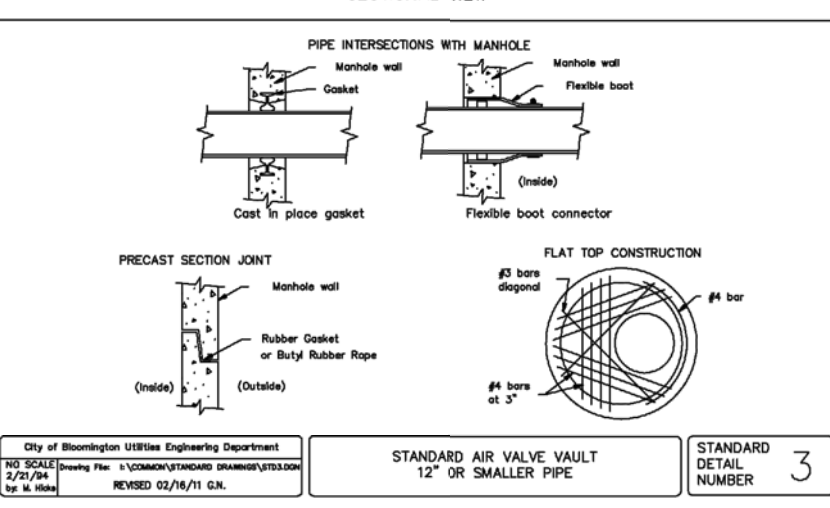
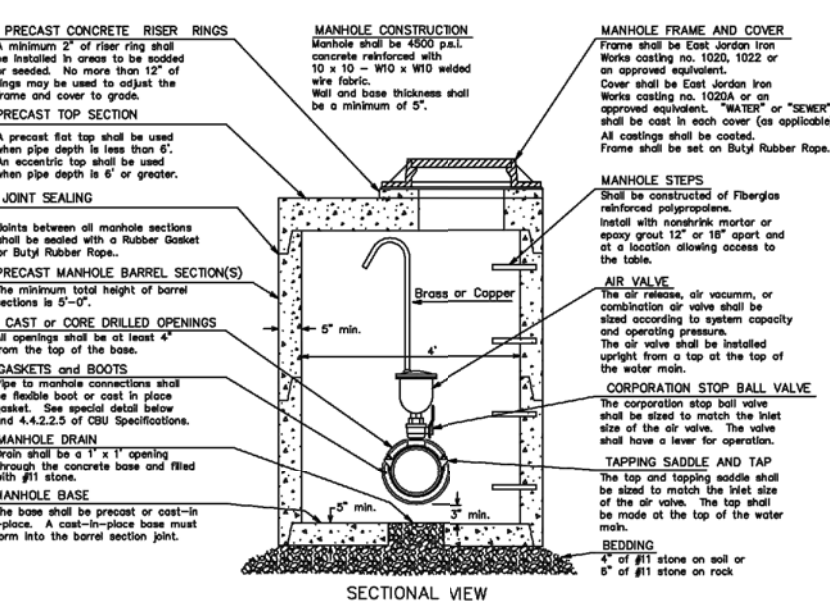
Elevation View  
SCALE 1:40



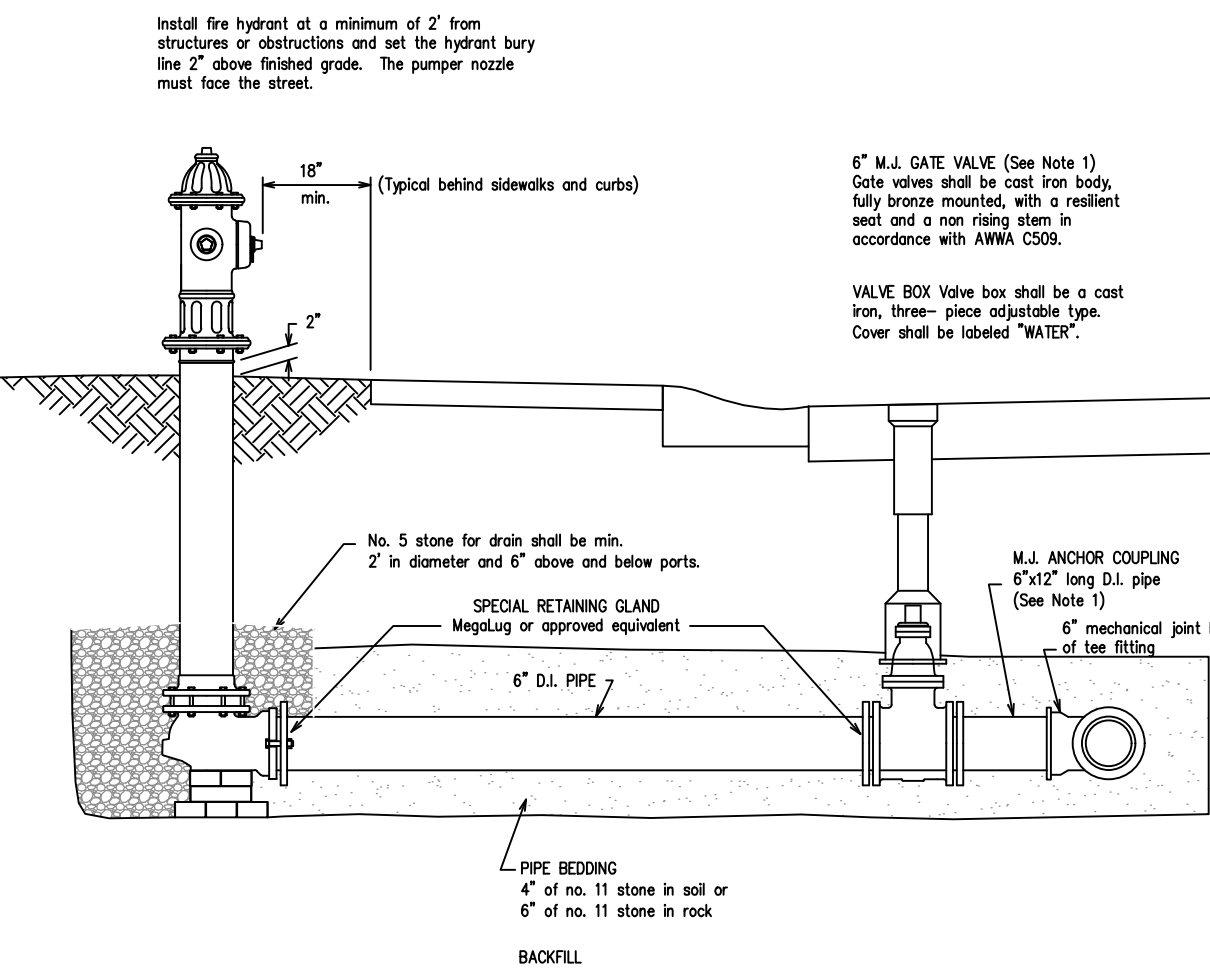
Aqua-Swirl® Concentrator  
AS-5 BYP CW

Structure #:	AS-5 STD	Rvwd	Rvw. Date
Drawn By:	OP/ones		
Scale:	As Shown		
Date:	7/22/2023		
U.S. Patent No. 6524473 and other Patent Pending			

Standard Detail



**FIRE HYDRANT**  
Fire hydrants shall conform to ANSI/AWWA C502 and must be Kennedy Guardian model 655 or Model Super Centurion 200 (catalog no. A-423) or Williams Power Classic. These are dry-barrel type fire hydrants with a 5" main valve opening, two hose nozzles and one pump nozzle. Hydrants shall have a mechanical joint type connection and shall be installed according to 4.4.4.4 FIRE HYDRANTS.



**NOTES**  
1. For connection to existing water main, a 6" tapping valve and saddle shall be used in place of the gate valve and another coupling.

8" M.J. GATE VALVE (See Note 1)  
Gate valves shall be cast iron body, fully bronze mounted, with a resilient seat and a non-rising stem in accordance with AWWA C509.

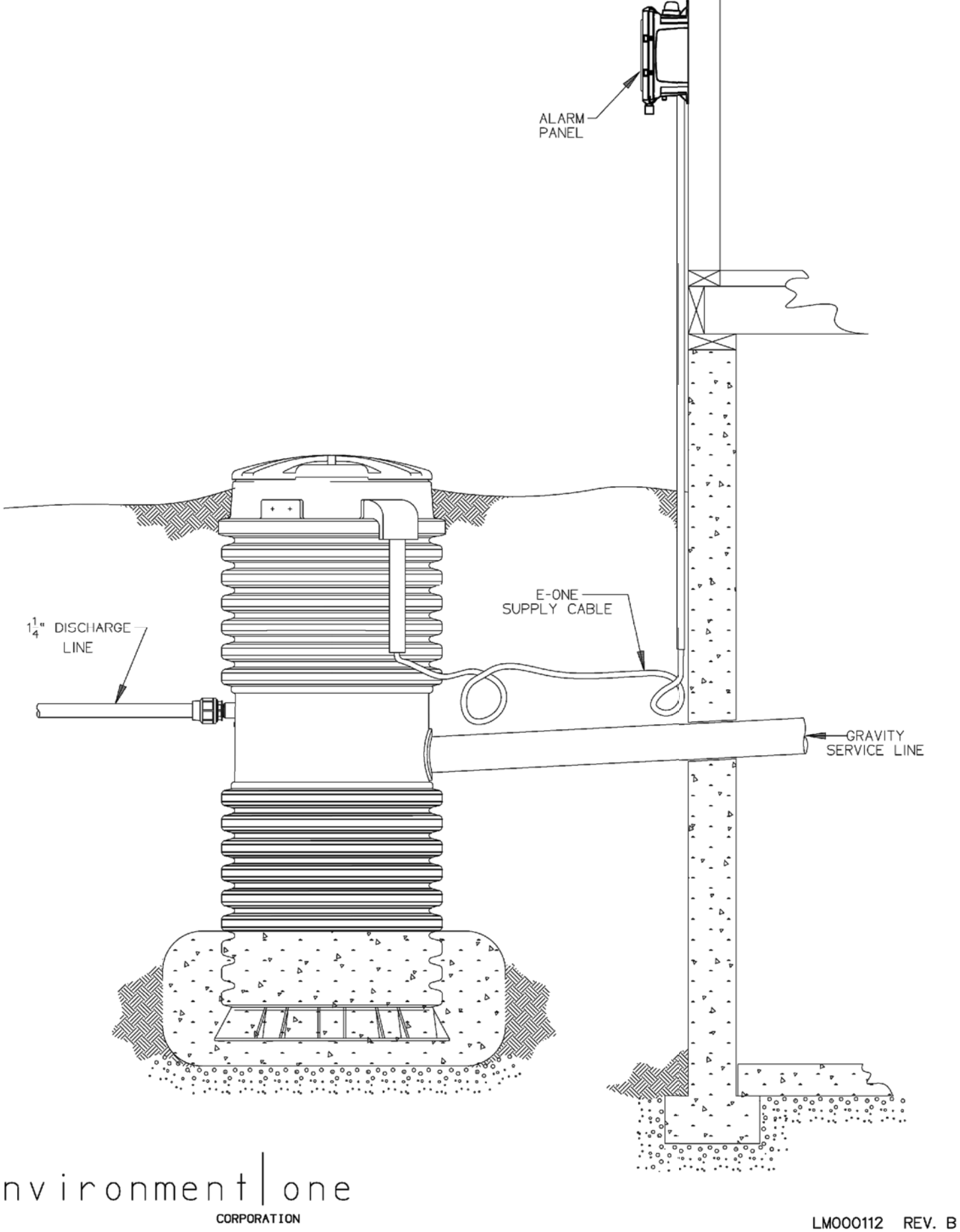
VALVE BOX Valve box shall be a cast iron, three-piece adjustable type. Cover shall be labeled "WATER".

CITY OF BLOOMINGTON UTILITIES  
STANDARD FIRE HYDRANT & CONNECTION  
CBU STANDARD DETAIL NUMBER 8

**FORCE MAIN NOTE:** A #10 INSULATED SOLID COPPER LOCATOR WIRE SHALL BE WRAPPED AROUND ALL FORCE MAIN AND SERVICE LATERALS TO THE GRINDER PUMPS SO THAT ONE REVOLUTION IS MADE AT LEAST EVERY 10 FT. THE WIRE IS TO BE BROUGHT TO THE SURFACE THROUGH AIR VALVE STRUCTURES, CURB STOP BOXES, FLUSHING CONNECTIONS AND VALVE BOX AT FORCE MAIN DISCHARGE MANHOLE (LOCATED WITHIN 3 FT. OF GRAVITY MANHOLE). LOCATOR WIRE POINTS OF CONNECTION SHALL NOT EXCEED 500 FT. SPAN. IF NO FLUSHING CONNECTION OR AIR VALVE IS LOCATED WITHIN THE SPAN, DEVELOPER TO PROVIDE A VALVE BOX TO BRING TO SURFACE FOR LOCATOR WIRE CONNECTION. SPLICES ARE TO BE MADE WITH AN APPROVED CONNECTOR AND ARE TO BE SUITABLY PROTECTED AGAINST CORROSION. CONTINUITY TEST TO BE COMPLETE IN THE PRESENCE OF THE OWNER AND UTILIZING OWNER'S EQUIPMENT.

**SEWER LOCATION NOTE:** THE CONTRACTOR IS TO PROVIDE THE SANITARY SEWER OWNER (CITY OF BLOOMINGTON UTILITIES DEPT.) WITH GPS COORDINATES OF ALL ABOVE GRADE FACILITIES, CURB BOXES, VALVES, AIR VALVES, FLUSHING CONNECTIONS, GRINDER PUMPS, ETC.

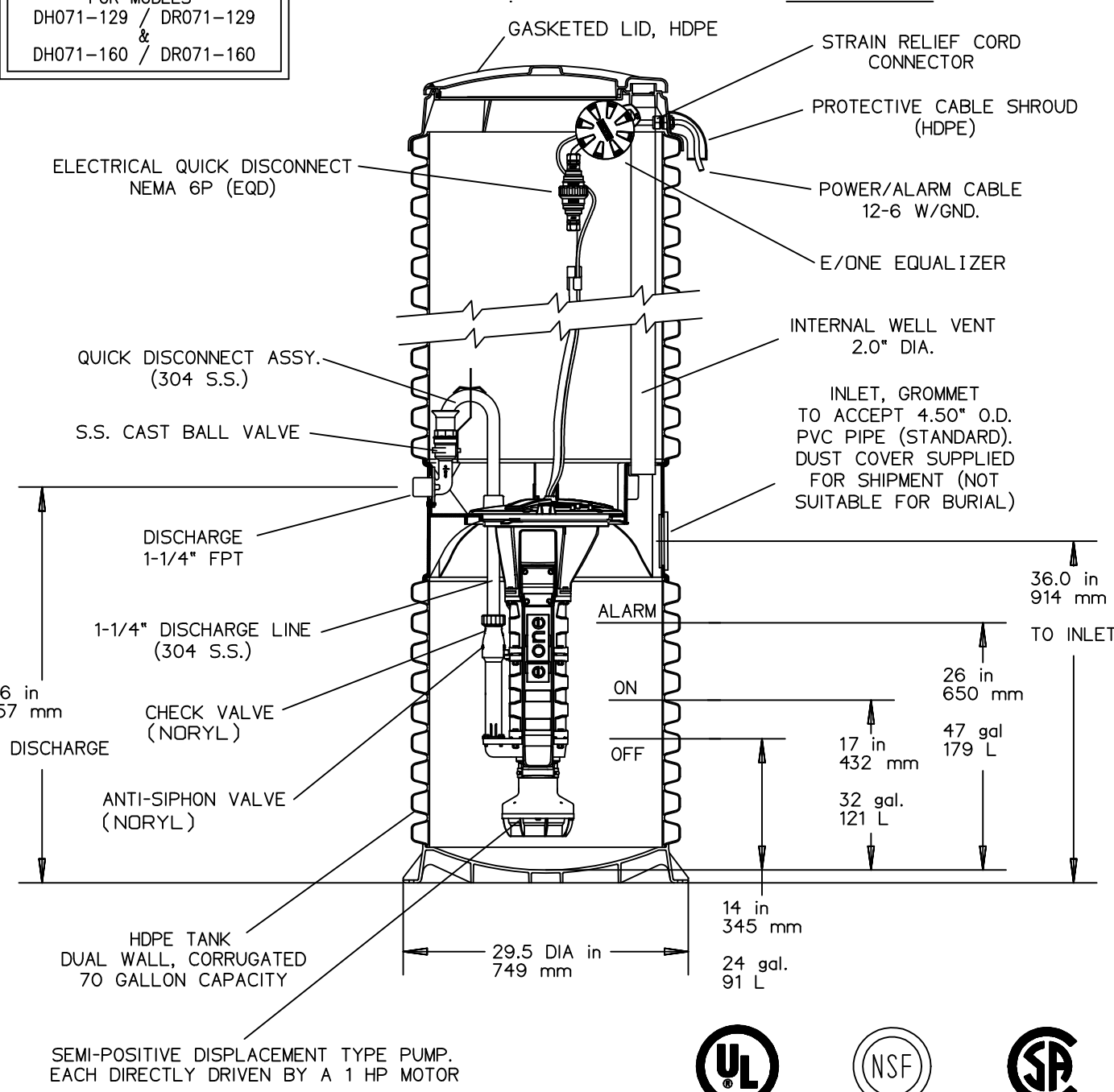
TYPICAL OUTDOOR INSTALLATION



environment|one  
CORPORATION

LM000112 REV. B

OPTIONS: ☐ DH071 (HARD WIRED LEVEL CONTROLS)  
☐ DR071 (WIRELESS LEVEL CONTROLS)



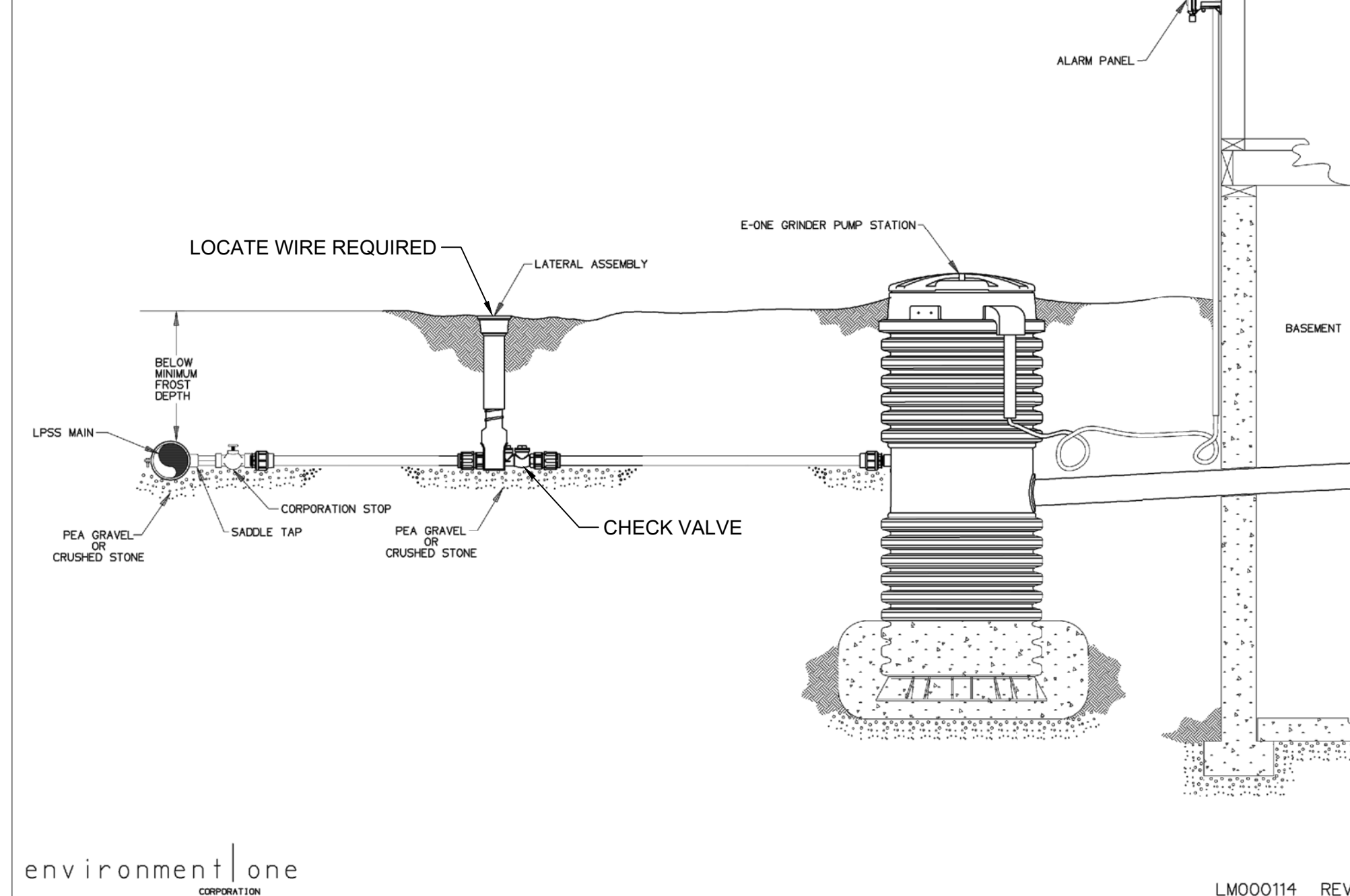
AD	CH	10/20/10	C	
DR BY	CHK'D	DATE	ISSUE	SCALE
eone SEWER SYSTEMS MODEL DH071 / DR071 DETAIL SHEET				
OR APPROVED EQUAL				

TYPICAL TERMINAL FLUSHING CONNECTION

SGS	05-13-10	I	1/32
DR BY	CHK'D	DATE	ISSUE

eone  
SEWER SYSTEMS  
TYPICAL TERMINAL  
FLUSHING CONNECTION  
ESD 10-0094

TYPICAL LATERAL INSTALLATION



environment|one  
CORPORATION

LM000114 REV. A

NOTE TO CONTRACTOR

CONTRACTOR SHALL VERIFY ALL UTILITY LOCATIONS & DEPTHS AND NOTIFY ENGINEER OF ANY INACCURACIES IN LOCATION OR ELEVATION OR ANY CONFLICTS PRIOR TO & AFTER ANY EXCAVATION. NO PAYMENT SHALL BE MADE TO CONTRACTOR FOR UTILITY DESTRUCTION OR UNDERGROUND CHANGES REQUIRED DUE TO CONFLICTING ELEVATIONS.

revisions:

ARCHITECTURE  
CIVIL ENGINEERING  
PLANNING  
BLOOMINGTON, Indiana  
(812) 332-2990 (Fax)

BYNUM FANYO & ASSOCIATES, INC.  
528 north walnut street  
(812) 332-8030

DANIEL J. BUTLER  
REGISTERED  
11500284  
STATE OF INDIANA  
PROFESSIONAL ENGINEER  
certified by

PROPOSED  
KINSER RIDGE SUBDIVISION  
1030 W ACUFF RD  
BLOOMINGTON, IN 47404

title: UTILITY  
DETAILS

designed by: DAS  
drawn by: DAS  
checked by: DJB  
sheet no: C603  
project no.: 402334















SITE ACCESS & PREPARATION

Tree Preservation & Protection



Tree preservation and protection methods are used to preserve and protect desirable trees from damage during project development.

Purpose

To protect and insure survival of desirable existing trees from the effects of construction activities.

Specifications

Tree Selection and Planning

- Gather information from soil and topographic maps, aerial photos, and professional foresters to better understand the site, desirable trees, and how to save them.
- Walk the site to map out potential specimen trees, special features, and sensitive areas.
- Clearly identify and delineate on the construction plans all trees to be protected.
- Plan roads, sidewalks, and other infrastructure to save specimen trees and green space areas.
- Plan underground utilities so they can be combined in the same trench away from trees and potential planting sites. (If near trees, tunnel under the roots.)

Tree Protection

- Protect trees from equipment damage. (Wounds provide entry for insects and disease and reduce transport of sap.)
- If trees are damaged, repair immediately. (Repair of wounded areas allows trees to heal quickly, thus reducing insect and disease problems.)

October 2007

Chapter 7

13

TREE PRESERVATION & PROTECTION

Materials

- Fencing (orange safety fencing for increased visibility), snow fence and support posts.
- Signage.
- Wood mulch, chips, etc.
- Specialized equipment (brush cutter, rotary axe, hand tools).

Application

Tree Protection

- Walk the site with plan and site map to verify location of specimen trees, special features, and sensitive areas.
- If necessary, adjust the planned layout of roads, sidewalks, utilities, etc. to save specimen trees and green space areas.
- Flag or mark all trees to be protected. Designate trees having high aesthetic value based on condition, spacing, and species. (More desirable species include beech, dogwood, sweetgum, sycamors, sugar maple, locust, hawthorn, oak, and hackberry. Less desirable species include aspen, elm, cherry, silver maple, willow, box elder, sassafras, cottonwood, and poplar.)
- Mark for removal all undesirable or hazardous trees in the construction area. Thinning a stand ahead of time lets the remaining trees adjust to a more open environment.
- If underground utilities must pass near or under tree rooting systems, tunnel under the roots.
- Create traffic patterns to keep soil compaction to a minimum. (Compaction reduces the amount of air and water available to tree roots.)
- Consider planting and/or transplanting. Small trees of desirable species can sometimes be transplanted from areas to be cleared. Property buffers, wind breaks, or green space areas can be economically established with these trees.

Avoid Compaction

- Install fencing around a specimen tree(s) as far out as its crown to keep equipment off the rooting area.
- If a fence cannot be erected, cushion the rooting area with six inches of wood chips, wood, or brick paths.
- Create traffic patterns to keep soil compaction to a minimum.
- Store supplies and equipment away from specimen tree areas.
- Designate sites well away from trees for burning debris and washing out concrete trucks.

14

Chapter 7

October 2007

TREE PRESERVATION & PROTECTION

Reduce Damage from Grading

- When clearing, use equipment such as a brush cutter or rotary axe, or cut by hand.
- Where root areas must be graded, cut large roots instead of tearing them with equipment.
- Minimize changes in the drainage pattern. (Existing trees are acclimated to the current pattern, creating a new one could injure them.)
- Where applicable, construct retaining walls to minimize root damage from grading operations. Removal or disturbance of soil may damage the root system of the tree.
- Avoid putting fill over the root system. Adding soil material reduces water and air availability required for the root system and tree.

Avoid Wounding Trees

- Protect trees from equipment damage by creating some type of barrier, fencing them off, or wrapping individual trees with snow fencing.
- Prune low-hanging limbs that could otherwise be broken off by equipment.
- Where feasible, leave trees in groups. Trees growing in wooded areas are used to shade from the surrounding trees, so when they are suddenly exposed to open areas they become susceptible to sun scald, frost cracks, excessive branching, and wind throw.

Repair Tree Damage

(Utilize the services of a consulting forester)

- Properly prune all damaged limbs. Avoid leaving stubs.
- Aerate soil where compaction has been excessive.
- Fertilize to improve tree growth, vigor, and appearance.
- Water during dry periods to help offset soil compaction and root damage.

Maintenance

- Inspect at least once every seven calendar days.
- Repair perimeter barriers if damaged.
- Inspect for damage from construction equipment, etc. Repair wounds simply by removing damaged bark and wood tissue. Do not use tree paint.
- Cable and brace any trunk splits, weak forks, and large limbs.

October 2007

Chapter 7

15

**Curlex® NetFree™**  
Excelsior Erosion Control Blankets

**Curlex® NetFree™ Tech Note**  
The Industry's First ECB Without Netting

American Excelsior Company is proud to release another Innovation - Curlex NetFree Erosion Control Blanket (ECB). Curlex NetFree is the first ECB that does not contain netting of any type; however, the product still possesses all the unique and beneficial properties of the Curlex fiber.

**Why NetFree?**

- No more entrapment of wildlife or pets
- No more netting tangled in mowing equipment
- No more worries about future environmental risks - *Curlex NetFree is 100% biodegradable*
- No more tripping on netting
- No more waiting for netting to decompose

**APPLICATIONS TESTING**

Curlex NetFree ECB is intended for use on slopes < 3H:1V. Large scale testing that followed procedures outlined in ASTM D-6459, "Standard Test Method for Determination of Erosion Control Blanket (ECB) Performance in Protecting Hillslopes from Rainfall-Induced Erosion" showed the ability of Curlex NetFree to protect slopes from rainfall-induced erosion. Curlex NetFree has a C factor (cover management value from the Revised Universal Soil Loss Equation) of .063, which is the ratio of soil loss from an area protected with Curlex NetFree to soil loss from an identical but unprotected area.

Curlex NetFree ECB is intended for use in low-flow channels. Large scale testing that followed procedures outlined in ASTM D-6460, "Standard Test Method for Determination of Erosion Control Blanket (ECB) Performance in Protecting Earthen Channels from Stormwater-Induced Erosion", showed the ability of Curlex NetFree to protect channels from stormwater-induced erosion. Curlex NetFree will withstand tractive forces  $\leq 1 \text{ lb/ft}^2$ .

**MATERIAL SPECIFICATIONS**

Curlex NetFree ECB shall conform to the following specifications at time of manufacture:

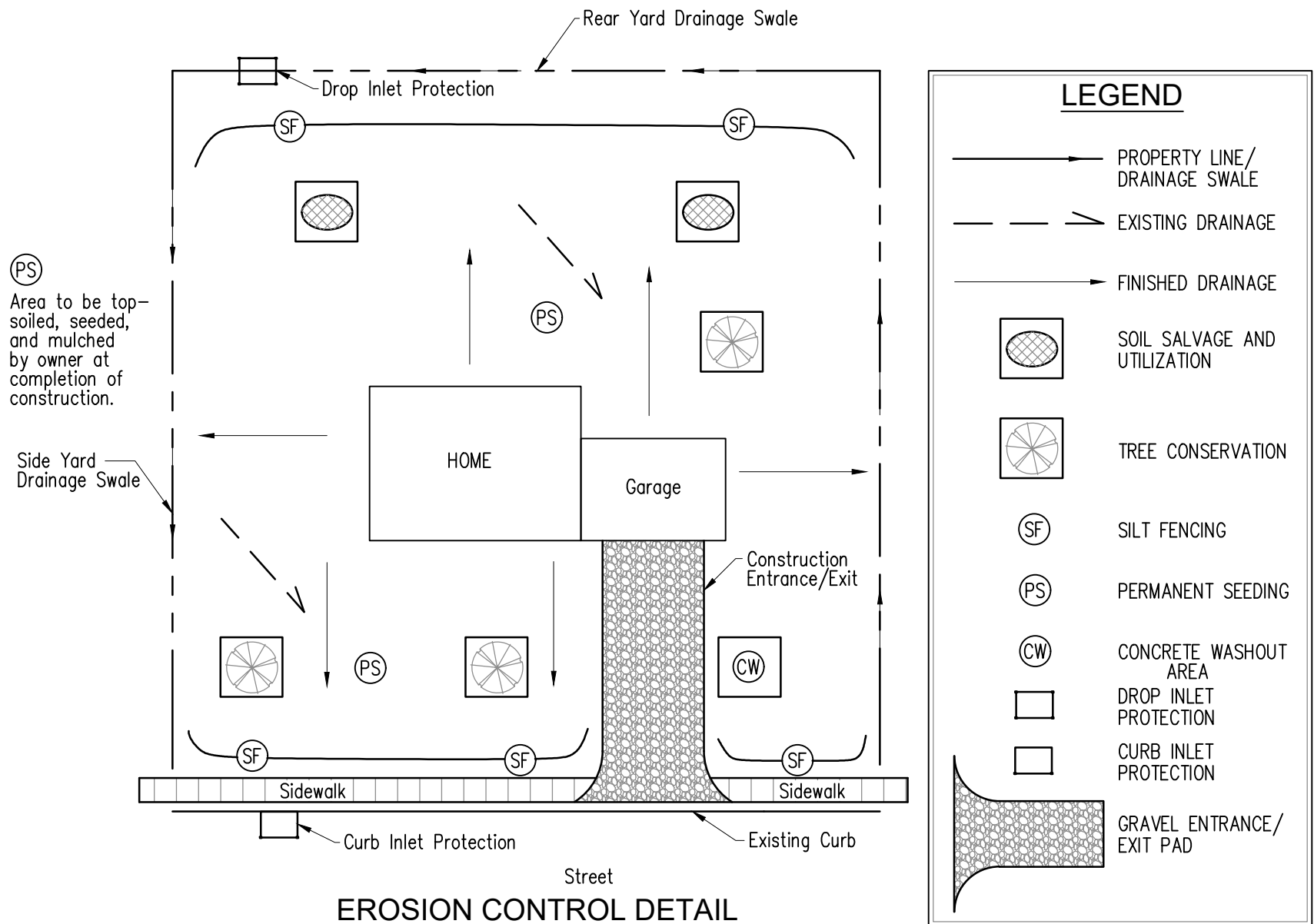
Fiber	Great Lakes Aspen Excelsior with no seeds Curled, interlocking fibers with barbed edges
Fiber Size	80% of fibers a minimum of 6" (15.2 cm) long $0.038" \pm 0.010"$ wide x $0.018" \pm 0.003"$ thick (0.97 mm $\pm$ 0.25 mm wide x 0.46 mm $\pm$ 0.08 mm thick)
Mass per Unit Area	0.73 lb/yd <sup>2</sup> (0.40 kg/m <sup>2</sup> ) $\pm$ 15%
Thread Material	Biodegradable
Width	8.0 ft (2.4 m) -0" (mm) +1.0" (25.4 mm)
Length	90.0 ft (27.4 m) -0" (m) + 2.0' (0.6 m)
Area	80.0 yd <sup>2</sup> (66.9 m <sup>2</sup> )

\*Weight is based on a dry fiber weight basis at time of manufacture. Baseline moisture content of Great Lakes Aspen Excelsior is 25%.

TR

American Excelsior Company  
Earth Science Division

www.curlex.com  
form #288 / 030102



NOTE TO CONTRACTOR

CONTRACTOR SHALL VERIFY ALL UTILITY LOCATIONS & DEPTHS AND NOTIFY ENGINEER OF ANY INACCURACIES IN LOCATION OR ELEVATION OR ANY CONFLICTS PRIOR TO & AFTER ANY EXCAVATION. NO PAYMENT SHALL BE MADE TO CONTRACTOR FOR UTILITY DESTRUCTION OR UNDERGROUND CHANGES REQUIRED DUE TO CONFLICTING ELEVATIONS.

revisions:

ARCHITECTURE  
CIVIL ENGINEERING  
PLANNING

bloomington, Indiana  
(812) 332-2990 (Fax)

BYNUM FANYO & ASSOCIATES, INC.  
528 north walnut street  
(812) 332-8030

DANIEL J. BUTLER  
REGISTERED  
No. 11500284  
STATE OF INDIANA  
PROFESSIONAL ENGINEER  
13.13.25  
certified by: [Signature]

PROPOSED  
KINSER RIDGE SUBDIVISION

1030 W ACUFF RD  
BLOOMINGTON, IN 47404

title: EROSION CONTROL  
DETAILS

designed by: DAS  
drawn by: DAS  
checked by: DJB  
sheet no: C703  
project no.: 402334





## Board of Public Works Staff Report

---

<b>Project/Event:</b>	Schedule Update for Water Installation
<b>Staff Representative:</b>	Alex Gray
<b>Petitioner/Representative:</b>	Lana Allen, Blackwell Contractors
<b>Date:</b>	March 25 <sup>th</sup> , 2025

---

**Report:** Blackwell Contractors is requesting approval to complete the water line installation for 361 and 371 W Country Club Dr buildings that was originally scheduled for December 2024. The request included a sidewalk closure and partial lane closure along W Country Club Dr in order to connect to the water main just outside the curb in the eastbound lane of W Country Club Dr. The work is requested to be scheduled between 3/26/25 through 3/31/25.

Acceptable-Water Service



axsomn 10/11/2024

Acceptable-Sewer Service



axsomn 10/11/2024

PLANS LOOK ACCEPTABLE TO ME 10/14/24 JR

Acceptable-Landscaping



bryan.blake 10/15/2024

# COUNTRY CLUB TOWNHOUSES



**Bloom**  
Design + Build  
Design • Construction • Consulting

**Scope of Work:**

COMPLETE NEW BUILD OF TOWNHOMES. (2) 5  
BEDROOM UNITS  
(1) 2 BEDROOM UNIT

**General Notes:**

- VERIFY ALL DIMENSIONS AND CALCULATIONS WITH A STRUCTURAL ENGINEER.
- ALL MEANS AND METHODS OF CONSTRUCTION, AT MINIMUM MUST MEET CODE, SHOULD BE COORDINATED WITH THE GC
- CABINETS TO BE DIMENSIONS, DESIGNED AND COORDINATED BY OTHERS
- PLUMBING DIMENSIONS ARE PENDING CABINET LAYOUTS, FIXTURE SELECTIONS/SPECS AND IN FIELD MEASUREMENT VERIFICATION

## COUNTRY CLUB DRIVE TOWNHOUSES

361 W. Country Club Dr.  
Bloomington, IN 47403

**Table of Contents**

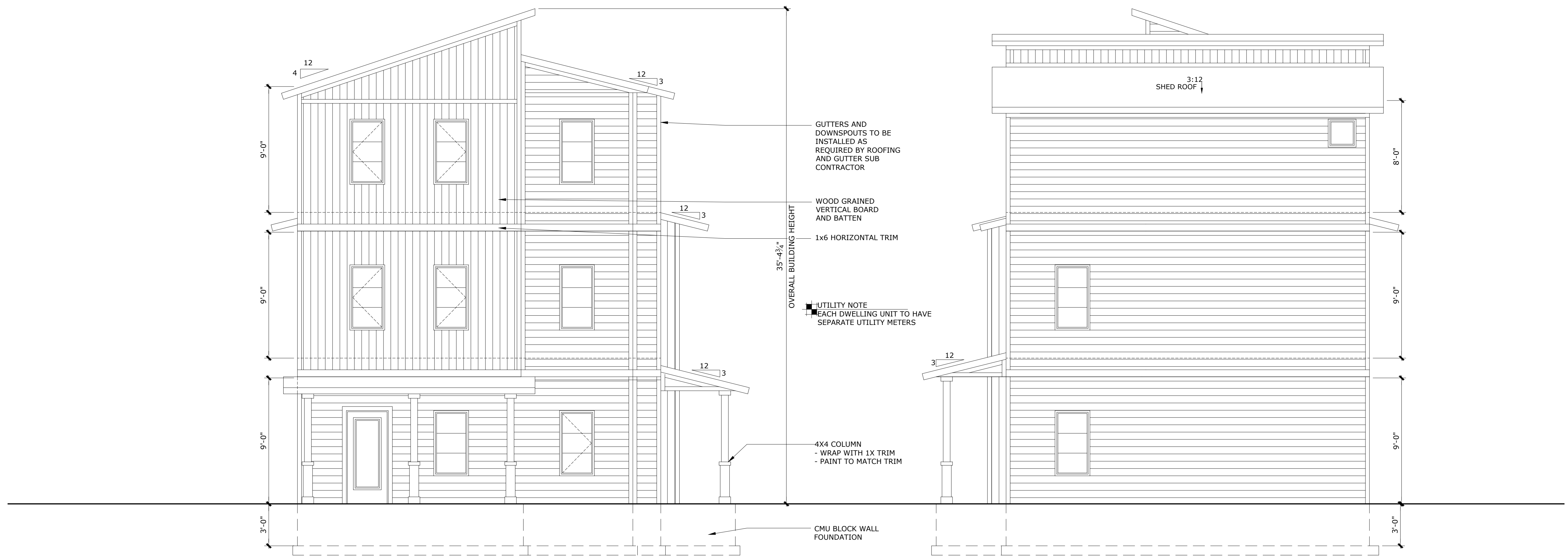
A1.0 Elevation Plans	A4.2 Middle Unit Roof Plan
A1.1 Elevation Plans	A4.3 South Unit Roof Plan
A1.2 Elevation Plans	A5.0 First Floor Plumbing
A2 Foundation Plan / Details	A5.1 Second Floor Plumbing
A3.0 First Floor Plan	A5.2 Third Floor Plumbing
A3.1 Second Floor Plan	A6.0 First Floor Lighting
A3.2 Third Floor Plan	A6.1 Second Floor Lighting
A4.0 Porch Roof Plan	A6.2 Third Floor Lighting
A4.1 North Unit Roof Plan	

**Square Feet Totals**

	Unit 1	Unit 2	Unit 3
Garage	385 sf	N/A	385 sf
First Level	493 sf	570 sf	493 sf
Second Level	935 sf	570 sf	930 sf
Third Level	935 sf	N/A	930 sf
Total	2,748 sf	1,140 sf	2,698 sf

Lot Size	32,390 sf = 0.743 acre
Building Footprint	2,355 sf = 0.054 acre
Sidewalk & Driveway	3,128 sf = 0.071 acre
TOTAL Impervious Surface Area	5,443 sf = 0.125 acre
Impervious Area Percentage	16.9%

No.	Revision / Issue	Date
1	Utility Dept. Changes	09.10.24
2		
3		
4		
Project Phase CONSTRUCTION		Sheet No.                                                                                                                                                                                                                                                                                                                                                                                                                                                                                                                                                                                                                                                                                                                                                                                                                                                                                                                                                                                                                                                                                                                                                                                                                                                                                                                                                                                                                                                                                                                                                                                                                                                                                                                                                                                                                                                                                                                                                                                                                                                                                                                                                                                                                                                                                                                                                                                                                                                                                                                                                                                                                                                                                                                                                                                                                                                                                                                                                                                                                                                                                                                                                                                                                                                                                                                                                                                                                                                                                                                   <



# COUNTRY CLUB DRIVE TOWNHOUSES

361 W. Country Club Dr.  
Bloomington, IN 47403

Table of Contents			
A1.0	Elevation Plans	A4.2	Middle Unit Roof Plan
A1.1	Elevation Plans	A4.3	South Unit Roof Plan
A1.2	Elevation Plans	A5.0	First Floor Plumbing
A2	Foundation Plan / Details	A5.1	Second Floor Plumbing
A3.0	First Floor Plan	A5.2	Third Floor Plumbing
A3.1	Second Floor Plan	A6.0	First Floor Lighting
A3.2	Third Floor Plan	A6.1	Second Floor Lighting
A4.0	Porch Roof Plan	A6.2	Third Floor Lighting
A4.1	North Unit Roof Plan		
Square Feet Totals			
	Unit 1	Unit 2	Unit 3
Garage	385 sf	N/A	385 sf
First Level	493 sf	570 sf	493 sf
Second Level	935 sf	570 sf	930 sf
Third Level	935 sf	N/A	930 sf
Total	2,748 sf	1,140 sf	2,698 sf
Lot Size	32,390 sf = 0.743 acre		
Building Footprint	2,355 sf = 0.054 acre		
Sidewalk & Driveway	3,128 sf = 0.071 acre		
TOTAL Impervious Surface Area	5,443 sf = 0.125 acre		
Impervious Area Percentage	16.9%		

No.	Revision / Issue	Date
1	Utility Dept. Changes	09.10.24
2		
3		
4		
Project Phase CONSTRUCTION		Sheet No.                                                                                                                                                                                                                                                                                                                                                                                                                                                                                                                                                                                                                                                                                                                                                                                                                                                                                                                                                                                                                                                                                                                                                                                                                                                                                                                                                                                                                                                                                                                                                                                                                                                                                                                                                                                                                                                                                                                                                                                                                                                                                                                                                                                                                                                                                                                                                                                                                                                                                                                                                                                                                                                                                                                                                                                                                                                                                                                                                                                                                                                                                                                                                                                                                                                                                                                                                                                                                                                                                                                   





## 02 GARAGE SIDE ELEVATION

SCALE: 1/4" = 1'-0"

### Scope of Work:

COMPLETE NEW BUILD OF TOWNHOMES. (2) 5  
BEDROOM UNITS  
(1) 2 BEDROOM UNIT

### General Notes:

- VERIFY ALL DIMENSIONS AND CALCULATIONS WITH A STRUCTURAL ENGINEER.
- ALL MEANS AND METHODS OF CONSTRUCTION, AT MINIMUM MUST MEET CODE, SHOULD BE COORDINATED WITH THE GC
- CABINETS TO BE DIMENSIONS, DESIGNED AND COORDINATED BY OTHERS
- PLUMBING DIMENSIONS ARE PENDING CABINET LAYOUTS, FIXTURE SELECTIONS/SPECS AND IN FIELD MEASUREMENT VERIFICATION

# COUNTRY CLUB DRIVE TOWNHOUSES

361 W. Country Club Dr.  
Bloomington, IN 47403

### Table of Contents

A1.0 Elevation Plans	A4.2 Middle Unit Roof Plan
A1.1 Elevation Plans	A4.3 South Unit Roof Plan
A1.2 Elevation Plans	A5.0 First Floor Plumbing
A2 Foundation Plan / Details	A5.1 Second Floor Plumbing
A3.0 First Floor Plan	A5.2 Third Floor Plumbing
A3.1 Second Floor Plan	A6.0 First Floor Lighting
A3.2 Third Floor Plan	A6.1 Second Floor Lighting
A4.0 Porch Roof Plan	A6.2 Third Floor Lighting
A4.1 North Unit Roof Plan	

### Square Feet Totals

	Unit 1	Unit 2	Unit 3
Garage	385 sf	N/A	385 sf
First Level	493 sf	570 sf	493 sf
Second Level	935 sf	570 sf	930 sf
Third Level	935 sf	N/A	930 sf
Total	2,748 sf	1,140 sf	2,698 sf

Lot Size	32,390 sf = 0.743 acre
Building Footprint	2,355 sf = 0.054 acre
Sidewalk & Driveway	3,128 sf = 0.071 acre
TOTAL Impervious Surface Area	5,443 sf = 0.125 acre
Impervious Area Percentage	16.9%

No.	Revision / Issue	Date
1	Utility Dept. Changes	09.10.24
2		
3		
4		
Project Phase CONSTRUCTION		Sheet No.  <b>A1.1</b>
Date 10.10.2024		
Drawn By: bloom design build		
Scale: Refer to Sheets		

**Bloom**  
Design + Build  
Design • Construction • Consulting





01 SIDE ELEVATION

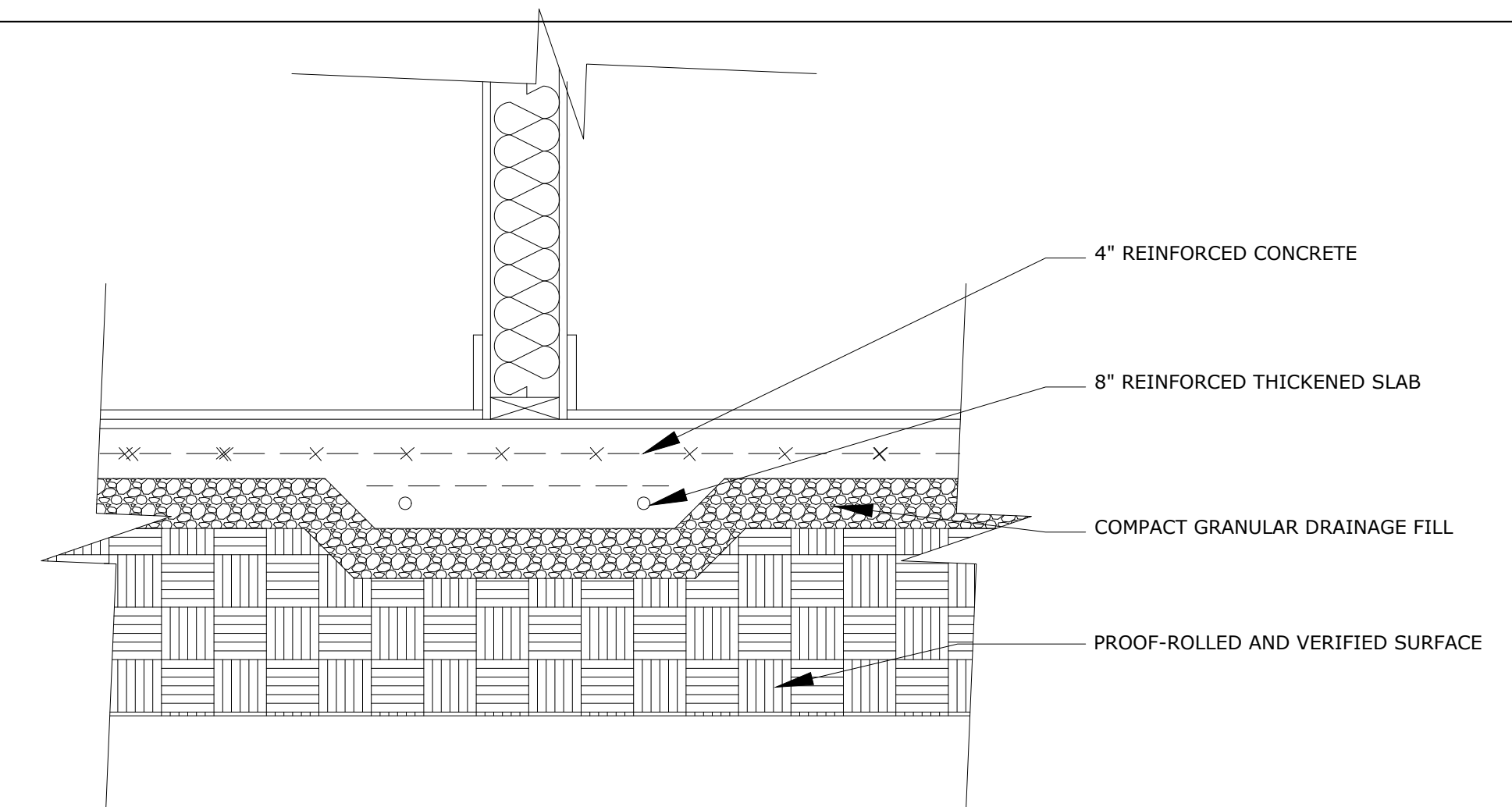
SCALE: 1/4" = 1'-0"

# COUNTRY CLUB DRIVE TOWNHOUSES

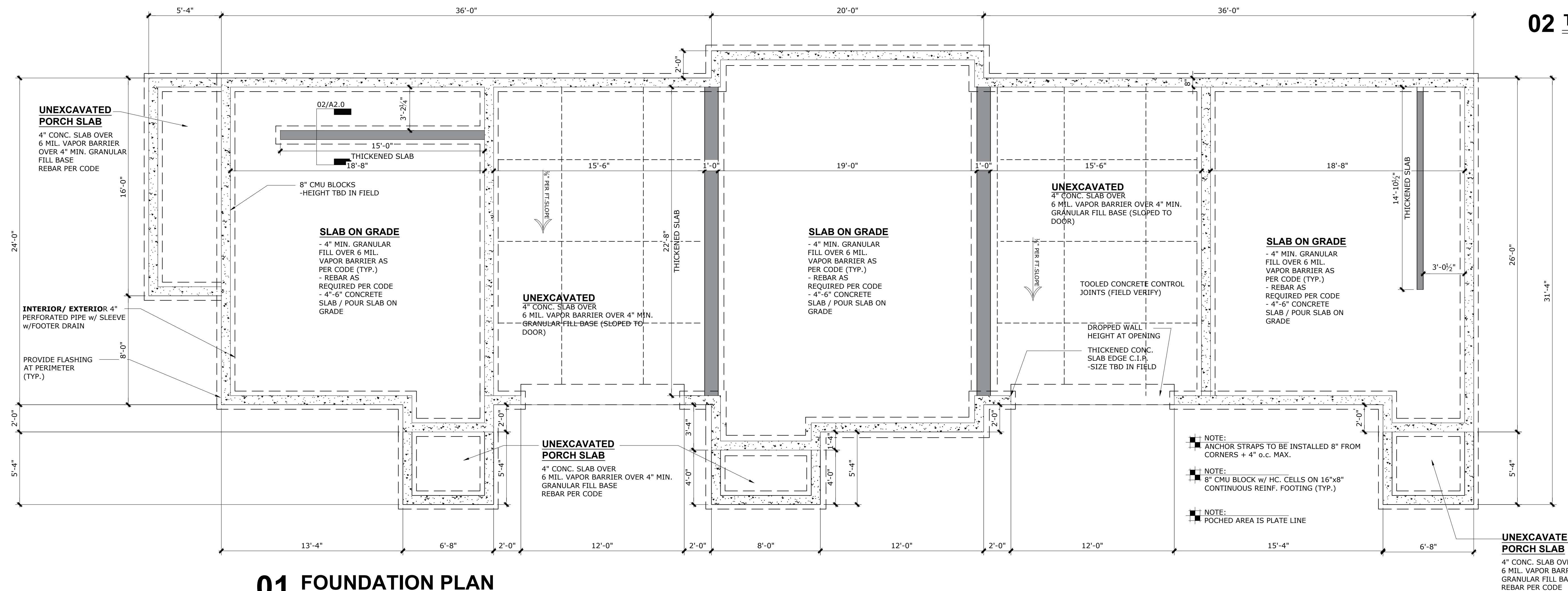
361 W. Country Club Dr.  
Bloomington, IN 47403

Table of Contents		
A1.0 Elevation Plans	A4.2 Middle Unit Roof Plan	
A1.1 Elevation Plans	A4.3 South Unit Roof Plan	
A1.2 Elevation Plans	A5.0 First Floor Plumbing	
A2 Foundation Plan / Details	A5.1 Second Floor Plumbing	
A3.0 First Floor Plan	A5.2 Third Floor Plumbing	
A3.1 Second Floor Plan	A6.0 First Floor Lighting	
A3.2 Third Floor Plan	A6.1 Second Floor Lighting	
A4.0 Porch Roof Plan	A6.2 Third Floor Lighting	
A4.1 North Unit Roof Plan		
Square Feet Totals		
Garage	Unit 1	Unit 2
First Level	385 sf	N/A
Second Level	493 sf	385 sf
Third Level	935 sf	493 sf
Total	935 sf	935 sf
Lot Size	2,748 sf	1,140 sf
Building Footprint	2,355 sf	2,698 sf
Sidewalk & Driveway	3,128 sf	0.054 acre
TOTAL Impervious Surface Area	5,443 sf	0.071 acre
Impervious Area Percentage	16.9%	0.125 acre

No.	Revision / Issue	Date
1	Utility Dept. Changes	09.10.24
2		
3		
4		
Project Phase CONSTRUCTION		Sheet No.  <b>A1.2</b>
Date 10.10.2024		
Drawn By: bloom design build		
Scale: Refer to Sheets		



02 THICKENED SLAB DETAIL



01 FOUNDATION PLAN

SCALE: 1/4" = 1'-0"



Scope of Work:  
COMPLETE NEW BUILD OF TOWNHOMES. (2) 5 BEDROOM UNITS  
(1) 2 BEDROOM UNIT

General Notes:  
- VERIFY ALL DIMENSIONS AND CALCULATIONS WITH A STRUCTURAL ENGINEER.  
- ALL MEANS AND METHODS OF CONSTRUCTION, AT MINIMUM MUST MEET CODE, SHOULD BE COORDINATED WITH THE GC  
- CABINETS TO BE DIMENSIONS, DESIGNED AND COORDINATED BY OTHERS  
- PLUMBING DIMENSIONS ARE PENDING CABINET LAYOUTS, FIXTURE SELECTIONS/SPECS AND IN FIELD MEASUREMENT VERIFICATION

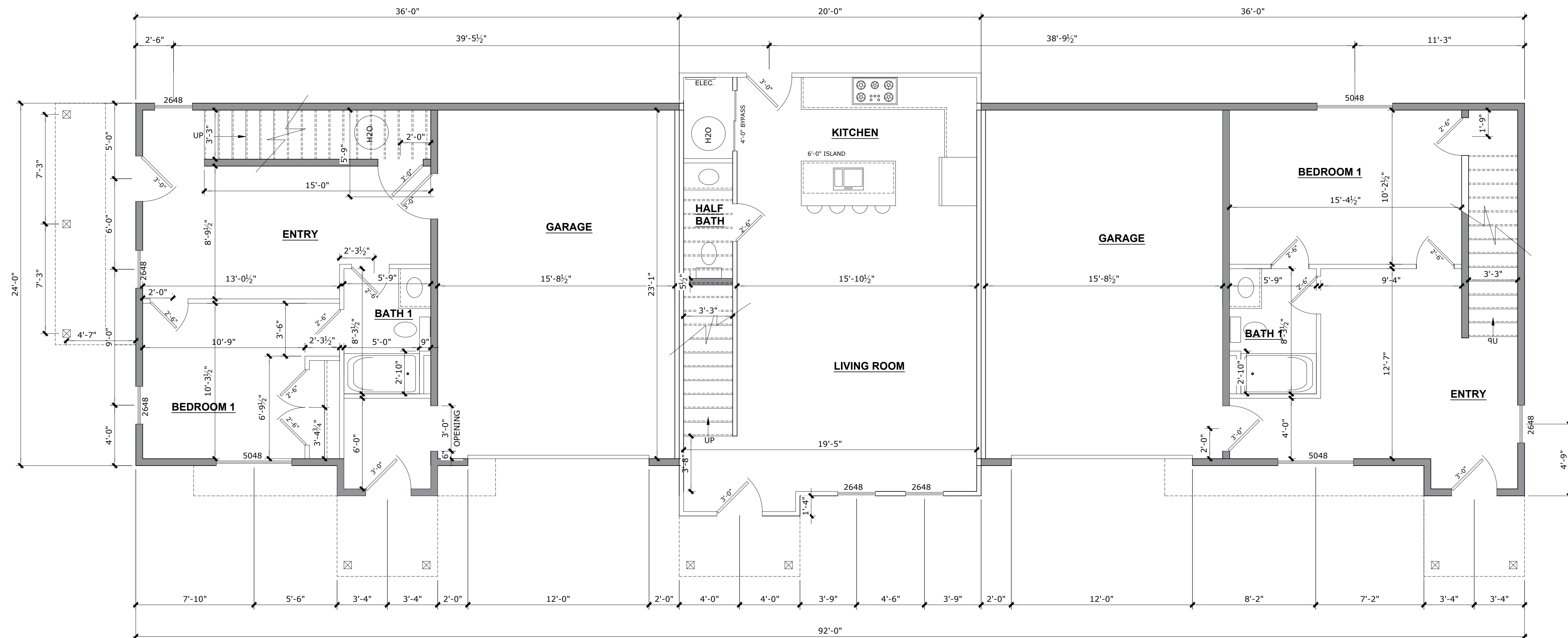
# COUNTRY CLUB DRIVE TOWNHOUSES

361 W. Country Club Dr.  
Bloomington, IN 47403

Table of Contents			
A1.0 Elevation Plans	A2.1 Middle Unit Roof Plan		
A1.1 Elevation Plans	A2.2 South Unit Roof Plan		
A1.2 Elevation Plans	A2.3 First Floor Plumbing		
A2 Foundation Plan / Details	A2.4 Second Floor Plumbing		
A3.0 First Floor Plan	A2.5 Third Floor Plumbing		
A3.1 Second Floor Plan	A2.6 First Floor Lighting		
A3.2 Third Floor Plan	A2.7 Second Floor Lighting		
A4.0 Porch Roof Plan	A2.8 Third Floor Lighting		
A4.1 North Unit Roof Plan			
Square Feet Totals			
Garage	Unit 1	Unit 2	Unit 3
First Level	385 sf	N/A	385 sf
Second Level	493 sf	570 sf	493 sf
Third Level	935 sf	570 sf	930 sf
Total	2,748 sf	1,140 sf	2,698 sf
Lot Size	32,390 sf = 0.743 acre		
Building Footprint	2,355 sf = 0.054 acre		
Sidewalk & Driveway	3,743 sf = 0.071 acre		
TOTAL Impervious Surface Area	5,443 sf = 0.125 acre		
Impervious Area Percentage	16.9%		

No.	Revision / Issue	Date
1	Utility Dept. Changes	09.10.24
2		
3		
4		
Project Phase CONSTRUCTION		Sheet No.                                                                                                                                                                                                                                                                                                                                                                                                                                                                                                                                                                                                                                                                                                                                                                                                                                                                                                                                                                                                                                                                                                                                                                                                                                                                                                                                                                                                                                                                                                                                                                                                                                                                                                                                                                                                                                                                                                                                                                                                                                                                                                                                                                                                                                                                                                                                                                                                                                                                                                                                                                                                                                                                                                                                                                                                                                                                                               <





01 FIRST FLOOR

SCALE: 1/4" = 1'-0"

Scope of Work:

COMPLETE NEW BUILD OF TOWNHOMES. (2) 5 BEDROOM UNITS  
(1) 2 BEDROOM UNIT

General Notes:

- VERIFY ALL DIMENSIONS AND CALCULATIONS WITH A STRUCTURAL ENGINEER.
- ALL MEANS AND METHODS OF CONSTRUCTION, AT MINIMUM MUST MEET CODE, SHOULD BE COORDINATED WITH THE GC
- CABINETS TO BE DIMENSIONS, DESIGNED AND COORDINATED BY OTHERS
- PLUMBING DIMENSIONS ARE PENDING CABINET LAYOUTS, FIXTURE SELECTIONS/SPECS AND IN FIELD MEASUREMENT VERIFICATION

COUNTRY CLUB DRIVE TOWNHOUSES  
361 W. Country Club Dr.  
Bloomington, IN 47403

Table of Contents

A1.0 Elevation Plans	A4.2 Middle Unit Roof Plan
A1.1 Elevation Plans	A4.3 South Unit Roof Plan
A1.2 Elevation Plans	A5.0 First Floor Plumbing
A2 Foundation Plan / Details	A5.1 Second Floor Plumbing
A3.0 First Floor Plan	A5.2 Third Floor Plumbing
A3.1 Second Floor Plan	A6.0 First Floor Lighting
A3.2 Third Floor Plan	A6.1 Second Floor Lighting
A4.0 Porch Roof Plan	A6.2 Third Floor Lighting
A4.1 North Unit Roof Plan	

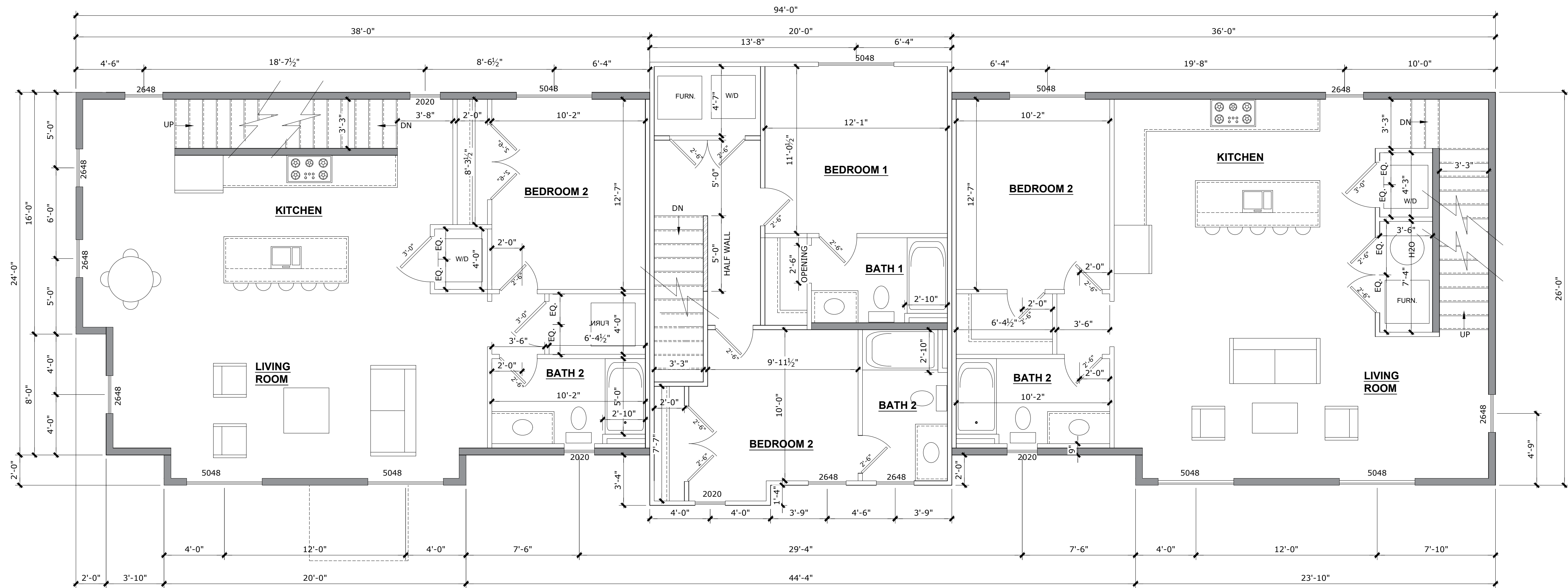
Square Feet Totals

	Unit 1	Unit 2	Unit 3
Garage	385 sf	N/A	385 sf
First Level	493 sf	570 sf	493 sf
Second Level	935 sf	570 sf	930 sf
Third Level	935 sf	N/A	930 sf
Total	2,748 sf	1,140 sf	2,698 sf

Lot Size	32,390 sf = 0.743 acre
Building Footprint	2,355 sf = 0.054 acre
Sidewalk & Driveway	3,743 sf = 0.071 acre
TOTAL Impervious Surface Area	5,443 sf = 0.125 acre
Impervious Area Percentage	16.9%

No.	Revision / Issue	Date
1	Utility Dept. Changes	09.10.24
2		
3		
4		

Project Phase CONSTRUCTION	Sheet No.  A3.0
Date 10.10.2024	
Drawn By: bloom design build	
Scale: Refer to Sheets	



## 01 SECOND FLOOR

SCALE: 1/4" = 1'-0"

### Scope of Work:

COMPLETE NEW BUILD OF TOWNHOMES. (2) 5 BEDROOM UNITS  
(1) 2 BEDROOM UNIT

### General Notes:

- VERIFY ALL DIMENSIONS AND CALCULATIONS WITH A STRUCTURAL ENGINEER.
- ALL MEANS AND METHODS OF CONSTRUCTION, AT MINIMUM MUST MEET CODE, SHOULD BE COORDINATED WITH THE GC
- CABINETS TO BE DIMENSIONS, DESIGNED AND COORDINATED BY OTHERS
- PLUMBING DIMENSIONS ARE PENDING CABINET LAYOUTS, FIXTURE SELECTIONS/SPECS AND IN FIELD MEASUREMENT VERIFICATION

# COUNTRY CLUB DRIVE TOWNHOUSES

361 W. Country Club Dr.

Bloomington, IN 47403

### Table of Contents

A1.0	Elevation Plans	A4.2	Middle Unit Roof Plan
A1.1	Elevation Plans	A4.3	South Unit Roof Plan
A1.2	Elevation Plans	A5.0	First Floor Plumbing
A2	Foundation Plan / Details	A5.1	Second Floor Plumbing
A3.0	First Floor Plan	A5.2	Third Floor Plumbing
A3.1	Second Floor Plan	A6.0	First Floor Lighting
A3.2	Third Floor Plan	A6.1	Second Floor Lighting
A4.0	Porch Roof Plan	A6.2	Third Floor Lighting
A4.1	North Unit Roof Plan		

### Square Feet Totals

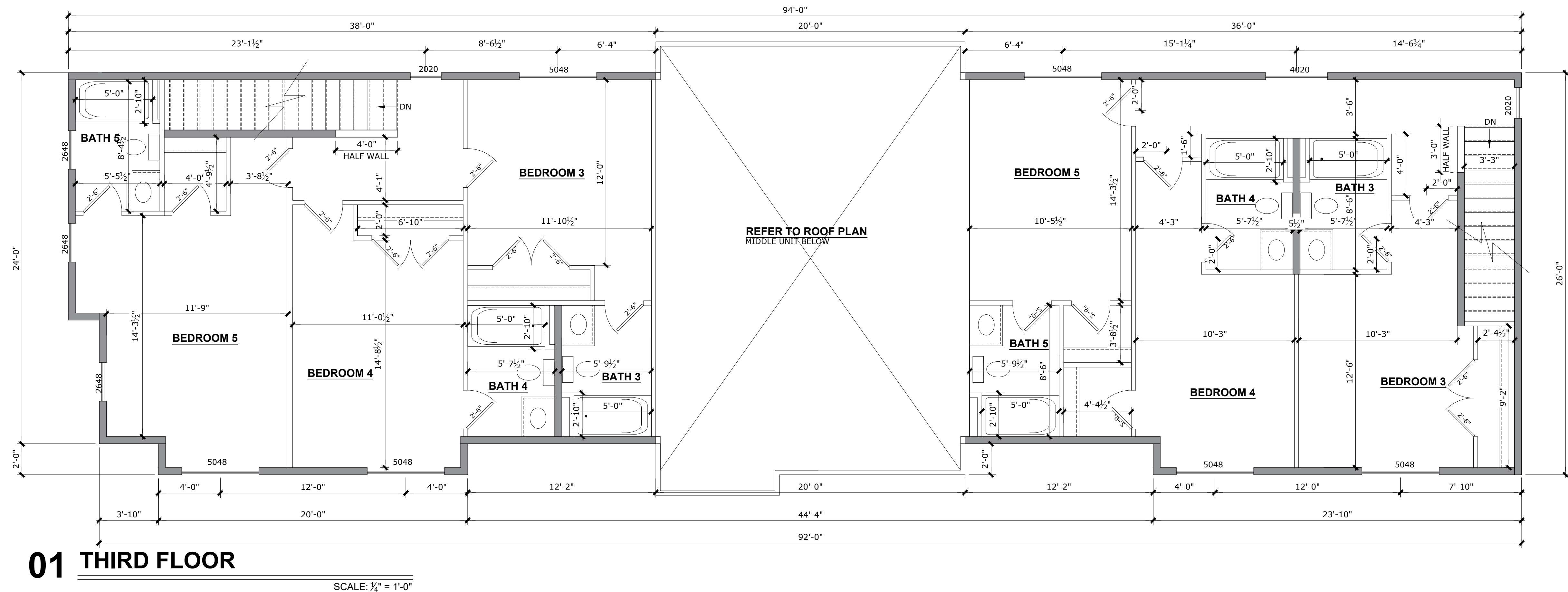
	Unit 1	Unit 2	Unit 3
Garage	385 sf	N/A	385 sf
First Level	493 sf	570 sf	493 sf
Second Level	935 sf	570 sf	930 sf
Third Level	935 sf	N/A	930 sf

Total	2,748 sf	1,140 sf	2,698 sf
Lot Size	32,390 sf = 0.743 acre		
Building Footprint	2,355 sf = 0.054 acre		
Sidewalk & Driveway	3,128 sf = 0.071 acre		
TOTAL Impervious Surface Area	5,443 sf = 0.125 acre		
Impervious Area Percentage	16.9%		

No.	Revision / Issue	Date
1	Utility Dept. Changes	09.10.24
2		
3		
4		

Project Phase CONSTRUCTION	Sheet No.
Date 10.10.2024	A3.1
Drawn By: bloom design build	
Scale: Refer to Sheets	






# COUNTRY CLUB DRIVE TOWNHOUSES

361 W. Country Club Dr.  
Bloomington, IN 47403

Table of Contents		
A1.0 Elevation Plans	A2.2 Middle Unit Roof Plan	
A1.1 Elevation Plans	A4.3 South Unit Roof Plan	
A1.2 Elevation Plans	A5.0 First Floor Plumbing	
A2 Foundation Plan / Details	A5.1 Second Floor Plumbing	
A3.0 First Floor Plan	A5.2 Third Floor Plumbing	
A3.1 Second Floor Plan	A6.0 First Floor Lighting	
A3.2 Third Floor Plan	A6.1 Second Floor Lighting	
A4.0 Porch Roof Plan	A6.2 Third Floor Lighting	
A4.1 North Unit Roof Plan		
Square Feet Totals		
Garage	Unit 1 385 sf	Unit 2 N/A
First Level	493 sf	Unit 3 385 sf
Second Level	935 sf	570 sf
Third Level	935 sf	570 sf
Total	2,748 sf	2,698 sf
Lot Size	32,390 sf = 0.743 acre	
Building Footprint	2,355 sf = 0.054 acre	
Sidewalk & Driveway	3,743 sf = 0.071 acre	
TOTAL Impervious Surface Area	5,443 sf = 0.125 acre	
Impervious Area Percentage	16.9%	

No.	Revision / Issue	Date
1	Utility Dept. Changes	09.10.24
2		
3		
4		
Project Phase CONSTRUCTION		Sheet No.                                                                                                                                                                                                                                                                                                                                                                                                                                                                                                                                                                                                                                                                                                                                                                                                                                                                                                                                                                                                                                                                                                                                                                                                                                                                                                                                                                                                                                                                                                                                                                                                                                                                                                                                                                                                                                                                                                                                                                                                                                                                                                                                                                                                                                                                                                                                                                                                                                                                                                                                                                                                                                                                                                                                                                                                                                                                                                   



01 PORCH ROOF PLAN

SCALE: 1/8" = 1'-0"



Scope of Work:

COMPLETE NEW BUILD OF TOWNHOMES. (2) 5 BEDROOM UNITS  
(1) 2 BEDROOM UNIT

General Notes:

- VERIFY ALL DIMENSIONS AND CALCULATIONS WITH A STRUCTURAL ENGINEER.
- ALL MEANS AND METHODS OF CONSTRUCTION, AT MINIMUM MUST MEET CODE, SHOULD BE COORDINATED WITH THE GC
- CABINETS TO BE DIMENSIONS, DESIGNED AND COORDINATED BY OTHERS
- PLUMBING DIMENSIONS ARE PENDING CABINET LAYOUTS, FIXTURE SELECTIONS/SPECS AND IN FIELD MEASUREMENT VERIFICATION

COUNTRY CLUB DRIVE TOWNHOUSES  
361 W. Country Club Dr.  
Bloomington, IN 47403

Table of Contents

A1.0	Elevation Plans	A4.2	Middle Unit Roof Plan
A1.1	Elevation Plans	A4.3	South Unit Roof Plan
A1.2	Elevation Plans	A5.0	First Floor Plumbing
A2	Foundation Plan / Details	A5.1	Second Floor Plumbing
A3.0	First Floor Plan	A5.2	Third Floor Plumbing
A3.1	Second Floor Plan	A6.0	First Floor Lighting
A3.2	Third Floor Plan	A6.1	Second Floor Lighting
A4.0	Porch Roof Plan	A6.2	Third Floor Lighting
A4.1	North Unit Roof Plan		

Square Feet Totals

	Unit 1	Unit 2	Unit 3
Garage	385 sf	N/A	385 sf
First Level	493 sf	570 sf	493 sf
Second Level	935 sf	570 sf	930 sf
Third Level	935 sf	N/A	930 sf
Total	2,748 sf	1,140 sf	2,698 sf

Lot Size	32,390 sf = 0.743 acre
Building Footprint	2,355 sf = 0.054 acre
Sidewalk & Driveway	3,128 sf = 0.071 acre
TOTAL Impervious Surface Area	5,443 sf = 0.125 acre
Impervious Area Percentage	16.9%

No.	Revision / Issue	Date
1	Utility Dept. Changes	09.10.24
2		
3		
4		
Project Phase CONSTRUCTION		Sheet No. A4.0
Date 10.10.2024		
Drawn By: bloom design build		
Scale: Refer to Sheets		



FRAMING NOTES:  
TYPICAL 2x4 WALL STUDS UNLESS NOTED OTHERWISE

STRUCTURAL BRACING, BRIDGE, + FLOOR MEMBER SIZES + SPACING AS PER CODE

ALL FIRST FLOOR WINDOW + DOOR HEADERS TO BE (2) 2x12'S UNLESS OTHERWISE NOTED.

DIMENSIONS ARE O/O SHEATHING BOARD. 1/2" ADJUSTMENT IS REQ'D TO ALL EXTERIOR WALLS.

ALL LSL, OR LVL STRUCTURAL BEAM MEMBERS TO BE SIZED BY QUALIFIED ENGINEER LICENSED IN INDIANA.

ROUGH OPENINGS - SEE SPEC SHEETS

WINDOW OPENINGS TO BE DRYWALL WRAPPED. (ALL LOCATIONS) INTERIOR DOORS CASE 3-1/2" MDF + BASE TRIM 5-1/2" MDF SMOOTH, FLAT. (ALL LOCATIONS)

TRUSS AND JOIST ENGINEER (BY OTHERS) TO VERIFY IF COLUMNS/BEAMS NEEDED / SPACING AND SIZING

PLUMBERS NOTE:  
ALL 6" DIMENSIONS TO PLUMBING FIXTURES ARE SUBJECT TO CHANGE. FIELD VERIFY.

CABINET NOTE:  
FINAL KITCHEN LAYOUT TBD BY OTHERS. FOLLOW SEPARATE PLAN.


FRAMING NOTE  
CEILING HEIGHTS SUBJECT TO CHANGE AND BE FIELD DETERMINED BASED ON HEIGHT OF FLOOR JOISTS (BY OTHERS)

FRAMING NOTE  
IF DOOR LOCATIONS ARE NOT DIMENSIONED NORTH UNIT ASSUME CENTERLINE LOCATIONS OF CLOSETS, ROOMS, ETC.

KEY:

TYPICAL 2x4 STUD WALLS

TYPICAL 2x6 STUD WALLS



01 NORTH UNIT ROOF PLAN

SCALE: 1/4" = 1'-0"

Bloom

Design + Build

Design • Construction • Consulting

Scope of Work:

COMPLETE NEW BUILD OF TOWNHOMES. (2) 5 BEDROOM UNITS  
(1) 2 BEDROOM UNIT

General Notes:

- VERIFY ALL DIMENSIONS AND CALCULATIONS WITH A STRUCTURAL ENGINEER.
- ALL MEANS AND METHODS OF CONSTRUCTION, AT MINIMUM MUST MEET CODE, SHOULD BE COORDINATED WITH THE GC
- CABINETS TO BE DIMENSIONS, DESIGNED AND COORDINATED BY OTHERS
- PLUMBING DIMENSIONS ARE PENDING CABINET LAYOUTS, FIXTURE SELECTIONS/SPECS AND IN FIELD MEASUREMENT VERIFICATION

# COUNTRY CLUB DRIVE TOWNHOUSES

361 W. Country Club Dr.  
Bloomington, IN 47403

Table of Contents			
A1.0 Elevation Plans	A4.2 Middle Unit Roof Plan		
A1.1 Elevation Plans	A4.3 South Unit Roof Plan		
A1.2 Elevation Plans	A5.0 First Floor Plumbing		
A2 Foundation Plan / Details	A5.1 Second Floor Plumbing		
A3.0 First Floor Plan	A5.2 Third Floor Plumbing		
A3.1 Second Floor Plan	A6.0 First Floor Lighting		
A3.2 Third Floor Plan	A6.1 Second Floor Lighting		
A4.0 Porch Roof Plan	A6.2 Third Floor Lighting		
A4.1 North Unit Roof Plan			
Square Feet Totals			
Garage	Unit 1	Unit 2	Unit 3
First Level	385 sf	N/A	385 sf
Second Level	493 sf	570 sf	493 sf
Third Level	935 sf	570 sf	910 sf
Total	2,748 sf	1,140 sf	2,698 sf
Lot Size			32,390 sf = 0.743 acre
Building Footprint			2,355 sf = 0.054 acre
Sidewalk & Driveway			3,128 sf = 0.071 acre
TOTAL Impervious Surface Area			5,443 sf = 0.125 acre
Impervious Area Percentage			16.9%

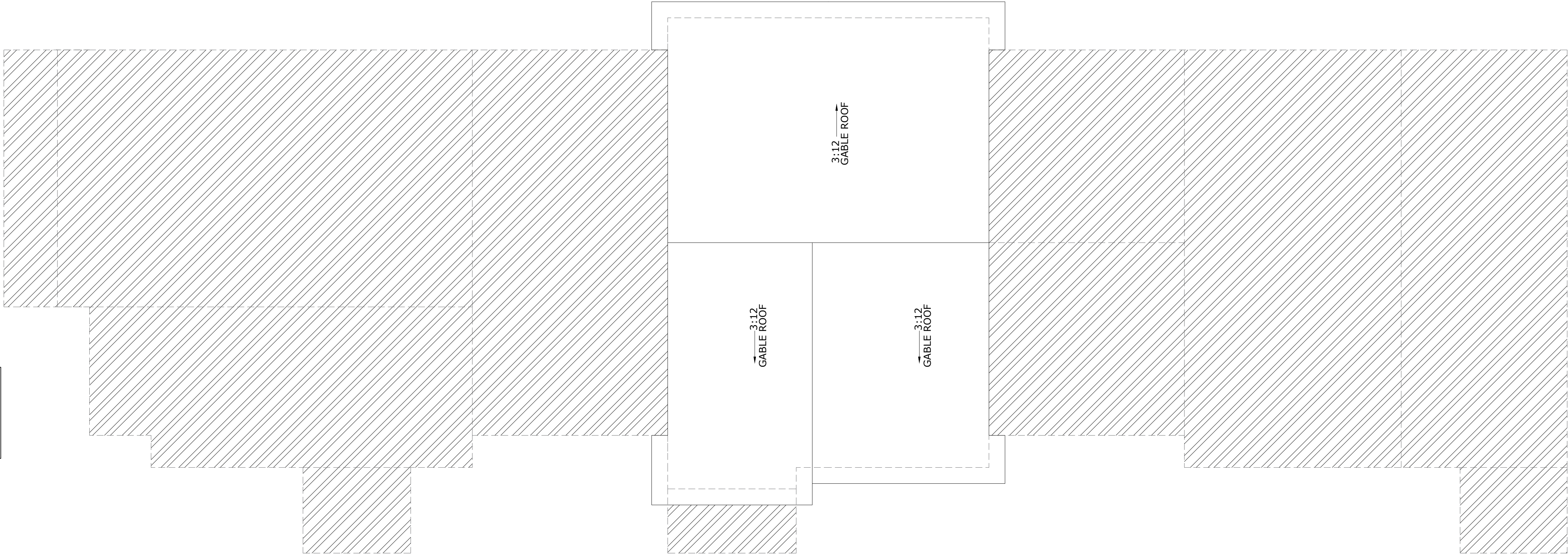
No.	Revision / Issue	Date
1	Utility Dept. Changes	09.10.24
2		
3		
4		
Project Phase CONSTRUCTION		Sheet No.                                                                                                                                                                                                                                                                                                                                                                                                                                                                                                                                                                                                                                                                                                                                                                                                                                                                                                                                                                                                                                                                                                                                                                                                                                                                                                                                                                                                                                                                                                                                                                                                                                                                                                                                                                                                                                                                                                                                                                                                                                                                                                                                                                                                                                                                                                                                                                                                                                                                                                                                                                                                                                                                                                                                                                                                                                                                                                                                                                                                                                                                                                                                                                                                                                                                                                              <

KEY:

ROOF LINES

FRAMING WALL LINES

NOTE: THIRD FLOOR OF NORTH UNIT IS 9' CEILINGS



01 MIDDLE UNIT ROOF PLAN

SCALE: 3/4" = 1'-0"

Bloom

Design + Build

Design • Construction • Consulting

**Scope of Work:**

COMPLETE NEW BUILD OF TOWNHOMES. (2) 5 BEDROOM UNITS  
(1) 2 BEDROOM UNIT

**General Notes:**

- VERIFY ALL DIMENSIONS AND CALCULATIONS WITH A STRUCTURAL ENGINEER.
- ALL MEANS AND METHODS OF CONSTRUCTION, AT MINIMUM MUST MEET CODE, SHOULD BE COORDINATED WITH THE GC
- CABINETS TO BE DIMENSIONS, DESIGNED AND COORDINATED BY OTHERS
- PLUMBING DIMENSIONS ARE PENDING CABINET LAYOUTS, FIXTURE SELECTIONS/SPECS AND IN FIELD MEASUREMENT VERIFICATION

COUNTRY CLUB DRIVE TOWNHOUSES

361 W. Country Club Dr.  
Bloomington, IN 47403

Table of Contents		
A1.0 Elevation Plans	A4.2 Middle Unit Roof Plan	
A1.1 Elevation Plans	A4.3 South Unit Roof Plan	
A1.2 Elevation Plans	A5.0 First Floor Plumbing	
A2 Foundation Plan / Details	A5.1 Second Floor Plumbing	
A3.0 First Floor Plan	A5.2 Third Floor Plumbing	
A3.1 Second Floor Plan	A6.0 First Floor Lighting	
A3.2 Third Floor Plan	A6.1 Second Floor Lighting	
A4.0 Porch Roof Plan	A6.2 Third Floor Lighting	
A4.1 North Unit Roof Plan		
Square Feet Totals		
Garage	Unit 1	Unit 2
	385 sf	N/A
First Level	493 sf	570 sf
Second Level	935 sf	570 sf
Third Level	935 sf	N/A
Total	2,748 sf	1,140 sf
Lot Size		32,390 sf = 0.743 acre
Building Footprint		2,355 sf = 0.054 acre
Sidewalk & Driveway		3,128 sf = 0.071 acre
TOTAL Impervious Surface Area		5,443 sf = 0.125 acre
Impervious Area Percentage		16.9%

No.	Revision / Issue	Date
1	Utility Dept. Changes	09.10.24
2		
3		
4		
Project Phase CONSTRUCTION		Sheet No.                                                                                                                                                                                                                                                                                                                                                                                                                                                                                                                                                                                                                                                                                                                                                                                                                                                                                                                                                                                                                                                                                                                                                                                                                                                                                                                                                                                                                                                                                                                                                                                                                                                                                                                                                                                                                                                                                                                                                                                                                                                                                                                                                                                                                                                                                                                                                                                                                                                                                                                                                                                                                                                                                                                                                                                                                                                                                                                                                                                                                                                                                                                                                                                                                                                                                                          <




KEY:

ROOF LINES

FRAMING WALL LINES

NOTE: THIRD FLOOR OF SOUTH UNIT IS 8' CEILINGS



01 SOUTH UNIT ROOF PLAN

SCALE: 1/4" = 1'-0"

Bloom

Design + Build

Design • Construction • Consulting

Scope of Work:

COMPLETE NEW BUILD OF TOWNHOMES. (2) 5 BEDROOM UNITS  
(1) 2 BEDROOM UNIT

General Notes:

- VERIFY ALL DIMENSIONS AND CALCULATIONS WITH A STRUCTURAL ENGINEER.
- ALL MEANS AND METHODS OF CONSTRUCTION, AT MINIMUM MUST MEET CODE, SHOULD BE COORDINATED WITH THE GC
- CABINETS TO BE DIMENSIONS, DESIGNED AND COORDINATED BY OTHERS
- PLUMBING DIMENSIONS ARE PENDING CABINET LAYOUTS, FIXTURE SELECTIONS/SPECS AND IN FIELD MEASUREMENT VERIFICATION

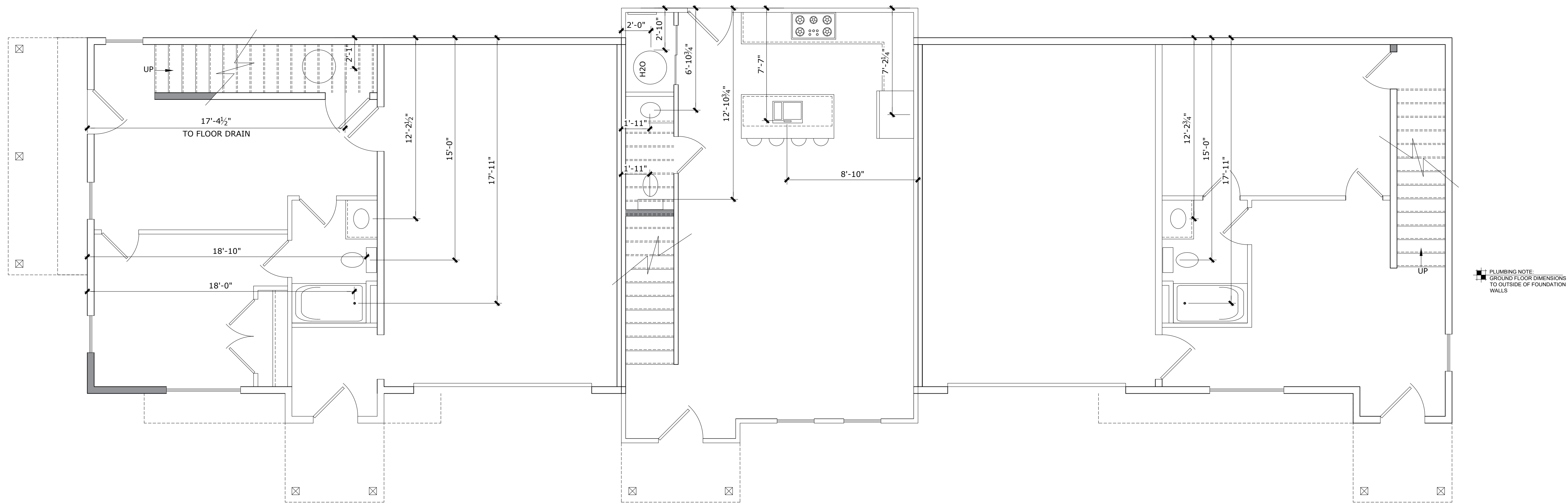
COUNTRY CLUB DRIVE TOWNHOUSES

361 W. Country Club Dr.

Bloomington, IN 47403

Table of Contents			
A1.0 Elevation Plans	A4.2 Middle Unit Roof Plan		
A1.1 Elevation Plans	A4.3 South Unit Roof Plan		
A1.2 Elevation Plans	A5.0 First Floor Plumbing		
A2 Foundation Plan / Details	A5.1 Second Floor Plumbing		
A3.0 First Floor Plan	A5.2 Third Floor Plumbing		
A3.1 Second Floor Plan	A6.0 First Floor Lighting		
A3.2 Third Floor Plan	A6.1 Second Floor Lighting		
A4.0 Porch Roof Plan	A6.2 Third Floor Lighting		
A4.1 North Unit Roof Plan			
Square Feet Totals			
Garage	Unit 1	Unit 2	Unit 3
First Level	385 sf	N/A	385 sf
Second Level	493 sf	570 sf	493 sf
Third Level	935 sf	570 sf	910 sf
Total	2,748 sf	1,140 sf	2,698 sf
Lot Size			32,390 sf = 0.743 acre
Building Footprint			2,355 sf = 0.054 acre
Sidewalk & Driveway			3,128 sf = 0.071 acre
TOTAL Impervious Surface Area			5,443 sf = 0.125 acre
Impervious Area Percentage			16.9%

No.	Revision / Issue	Date
1	Utility Dept. Changes	09.10.24
2		
3		
4		
Project Phase CONSTRUCTION		Sheet No.                                                                                                                                                                                                                                                                                                                                                                                                                                                                                                                                                                                                                                                                                                                                                                                                                                                                                                                                                                                                                                                                                                                                                                                                                                                                                                                                                                                                                                                                                                                                                                                                                                                                                                                                                                                                                                                                                                                                                                                                                                                                                                                                                                                                                                                                                                                                                                                                                                                                                                                                                                                                                                                                                                                                                                                                                                                                                                                                                                                                             <



01 FIRST FLOOR

SCALE: 3/8" = 1'-0"



**Scope of Work:**  
COMPLETE NEW BUILD OF TOWNHOMES. (2) 5 BEDROOM UNITS  
(1) 2 BEDROOM UNIT

**General Notes:**

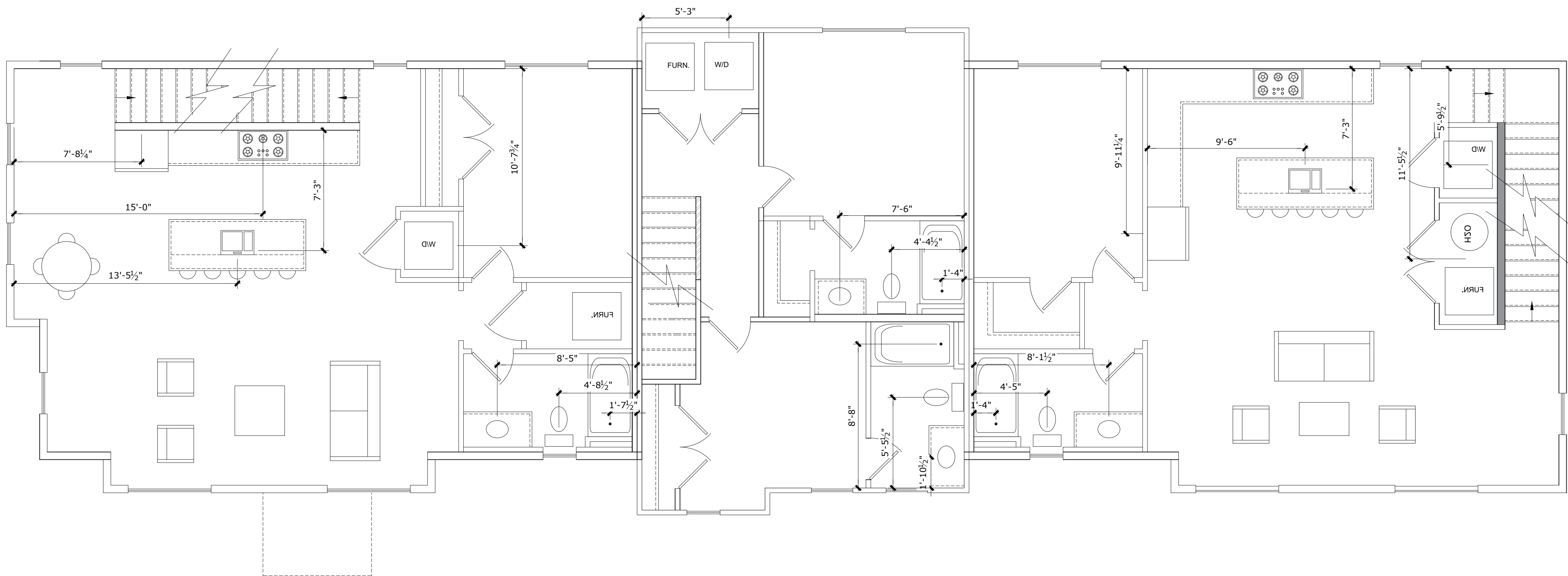
- VERIFY ALL DIMENSIONS AND CALCULATIONS WITH A STRUCTURAL ENGINEER.
- ALL MEANS AND METHODS OF CONSTRUCTION, AT MINIMUM MUST MEET CODE, SHOULD BE COORDINATED WITH THE GC
- CABINETS TO BE DIMENSIONS, DESIGNED AND COORDINATED BY OTHERS
- PLUMBING DIMENSIONS ARE PENDING CABINET LAYOUTS, FIXTURE SELECTIONS/SPECS AND IN FIELD MEASUREMENT VERIFICATION

COUNTRY CLUB DRIVE TOWNHOUSES  
361 W. Country Club Dr.  
Bloomington, IN 47403

Table of Contents			
A1.0 Elevation Plans	A4.2 Middle Unit Roof Plan		
A1.1 Elevation Plans	A4.3 South Unit Roof Plan		
A1.2 Elevation Plans	A5.0 First Floor Plumbing		
A2 Foundation Plan / Details	A5.1 Second Floor Plumbing		
A3.0 First Floor Plan	A5.2 Third Floor Plumbing		
A3.1 Second Floor Plan	A6.0 First Floor Lighting		
A3.2 Third Floor Plan	A6.1 Second Floor Lighting		
A4.0 Porch Roof Plan	A6.2 Third Floor Lighting		
A4.1 North Unit Roof Plan			
Square Feet Totals			
Garage	Unit 1	Unit 2	Unit 3
	385 sf	N/A	385 sf
First Level	493 sf	570 sf	493 sf
Second Level	935 sf	570 sf	930 sf
Third Level	935 sf	N/A	930 sf
Total	2,748 sf	1,140 sf	2,698 sf
Lot Size			32,390 sf = 0.743 acre
Building Footprint			2,355 sf = 0.054 acre
Sidewalk & Driveway			3,428 sf = 0.078 acre
TOTAL Impervious Surface Area			5,443 sf = 0.125 acre
Impervious Area Percentage			16.9%

No.	Revision / Issue	Date
1	Utility Dept. Changes	09.10.24
2		
3		
4		
Project Phase CONSTRUCTION		Sheet No.  A5.0
Date 10.10.2024		
Drawn By: bloom design build		
Scale: Refer to Sheets		





PLUMBING NOTE:  
ELEVATED FLOOR DIMENSIONS  
TO INSIDE OF FRAMING WALLS

## 01 SECOND FLOOR

SCALE: 1/4" = 1'-0"

**Bloom**  
Design + Build  
Design • Construction • Consulting

### Scope of Work:

COMPLETE NEW BUILD OF TOWNHOMES. (2) 5  
BEDROOM UNITS  
(1) 2 BEDROOM UNIT

### General Notes:

- VERIFY ALL DIMENSIONS AND CALCULATIONS WITH A STRUCTURAL ENGINEER.
- ALL MEANS AND METHODS OF CONSTRUCTION, AT MINIMUM MUST MEET CODE, SHOULD BE COORDINATED WITH THE GC
- CABINETS TO BE DIMENSIONS, DESIGNED AND COORDINATED BY OTHERS
- PLUMBING DIMENSIONS ARE PENDING CABINET LAYOUTS, FIXTURE SELECTIONS/SPECS AND IN FIELD MEASUREMENT VERIFICATION

# COUNTRY CLUB DRIVE TOWNHOUSES

361 W. Country Club Dr.  
Bloomington, IN 47403

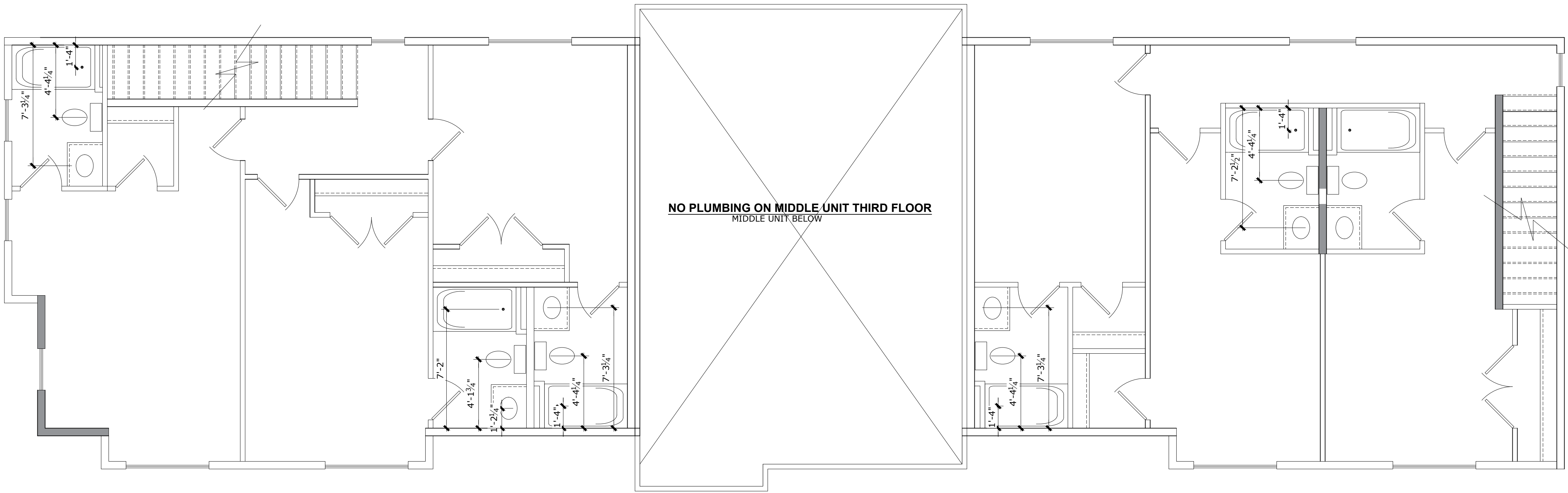
### Table of Contents

A1.0	Elevation Plans	A4.2	Middle Unit Roof Plan
A1.1	Elevation Plans	A4.3	South Unit Roof Plan
A1.2	Elevation Plans	A5.0	First Floor Plumbing
A2	Foundation Plan / Details	A5.1	Second Floor Plumbing
A3.0	First Floor Plan	A5.2	Third Floor Plumbing
A3.1	Second Floor Plan	A6.0	First Floor Lighting
A3.2	Third Floor Plan	A6.1	Second Floor Lighting
A4.0	Porch Roof Plan	A6.2	Third Floor Lighting
A4.1	North Unit Roof Plan		

### Square Feet Totals

	Unit 1	Unit 2	Unit 3
Garage	385 sf	N/A	385 sf
First Level	493 sf	570 sf	493 sf
Second Level	935 sf	570 sf	930 sf
Third Level	935 sf	N/A	930 sf
Total	2,748 sf	1,140 sf	2,698 sf
Lot Size	32,390 sf = 0.743 acre		
Building Footprint	2,355 sf = 0.054 acre		
Sidewalk & Driveway	3,728 sf = 0.071 acre		
TOTAL Impervious Surface Area	5,443 sf = 0.125 acre		
Impervious Area Percentage	16.9%		

No.	Revision / Issue	Date
1	Utility Dept. Changes	09.10.24
2		
3		
4		
Project Phase CONSTRUCTION		Sheet No.  <b>A5.1</b>
Date 10.10.2024		
Drawn By: bloom design build		
Scale: Refer to Sheets		



01 THIRD FLOOR

SCALE: 3/8" = 1'-0"



**Scope of Work:**  
COMPLETE NEW BUILD OF TOWNHOMES. (2) 5 BEDROOM UNITS  
(1) 2 BEDROOM UNIT

**General Notes:**

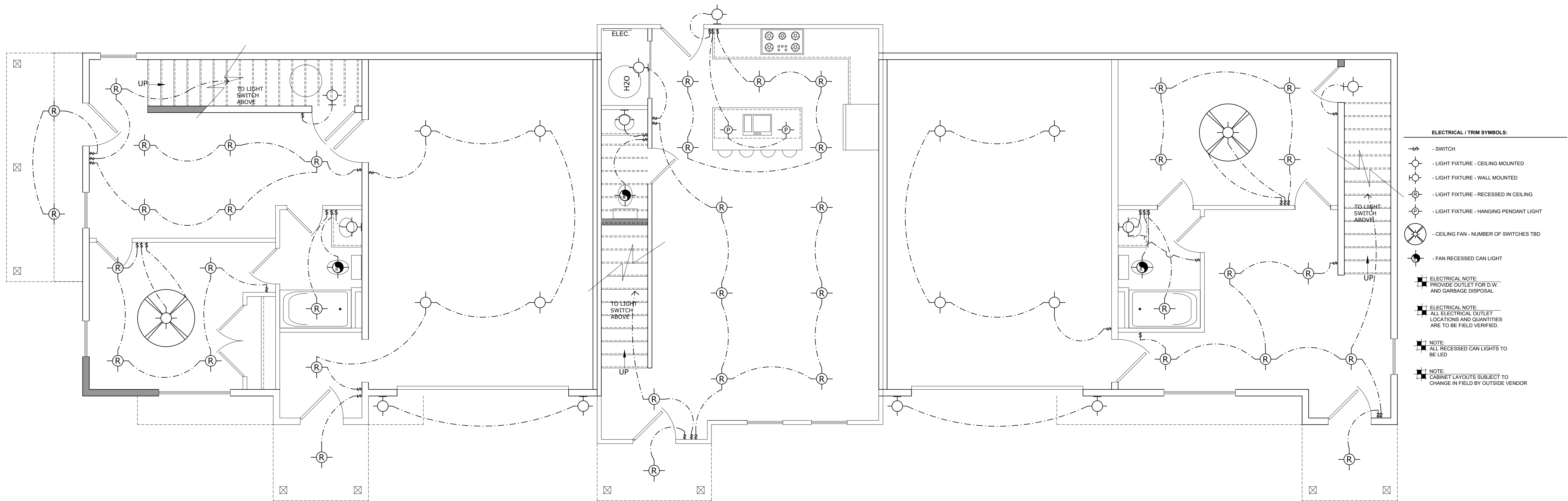
- VERIFY ALL DIMENSIONS AND CALCULATIONS WITH A STRUCTURAL ENGINEER.
- ALL MEANS AND METHODS OF CONSTRUCTION, AT MINIMUM MUST MEET CODE, SHOULD BE COORDINATED WITH THE GC
- CABINETS TO BE DIMENSIONS, DESIGNED AND COORDINATED BY OTHERS
- PLUMBING DIMENSIONS ARE PENDING CABINET LAYOUTS, FIXTURE SELECTIONS/SPECS AND IN FIELD MEASUREMENT VERIFICATION

COUNTRY CLUB DRIVE TOWNHOUSES  
361 W. Country Club Dr.  
Bloomington, IN 47403

Table of Contents			A4.2 Middle Unit Roof Plan
A1.0 Elevation Plans			A4.3 South Unit Roof Plan
A1.1 Elevation Plans			A5.0 First Floor Plumbing
A1.2 Elevation Plans			A5.1 Second Floor Plumbing
A2 Foundation Plan / Details			A5.2 Third Floor Plumbing
A3.0 First Floor Plan			A6.0 First Floor Lighting
A3.1 Second Floor Plan			A6.1 Second Floor Lighting
A3.2 Third Floor Plan			A6.2 Third Floor Lighting
A4.0 Porch Roof Plan			
A4.1 North Unit Roof Plan			
Square Feet Totals			
Garage	Unit 1	Unit 2	Unit 3
	385 sf	N/A	385 sf
First Level	493 sf	570 sf	493 sf
Second Level	935 sf	570 sf	930 sf
Third Level	935 sf	N/A	930 sf
Total	2,748 sf	1,140 sf	2,698 sf
Lot Size	32,390 sf = 0.743 acre		
Building Footprint	2,355 sf = 0.054 acre		
Sidewalk & Driveway	3,128 sf = 0.071 acre		
TOTAL Impervious Surface Area	5,443 sf = 0.125 acre		
Impervious Area Percentage	16.9%		

No.	Revision / Issue	Date
1	Utility Dept. Changes	09.10.24
2		
3		
4		
Project Phase CONSTRUCTION		Sheet No.  <b>A5.2</b>
Date 10.10.2024		
Drawn By: bloom design build		
Scale: Refer to Sheets		





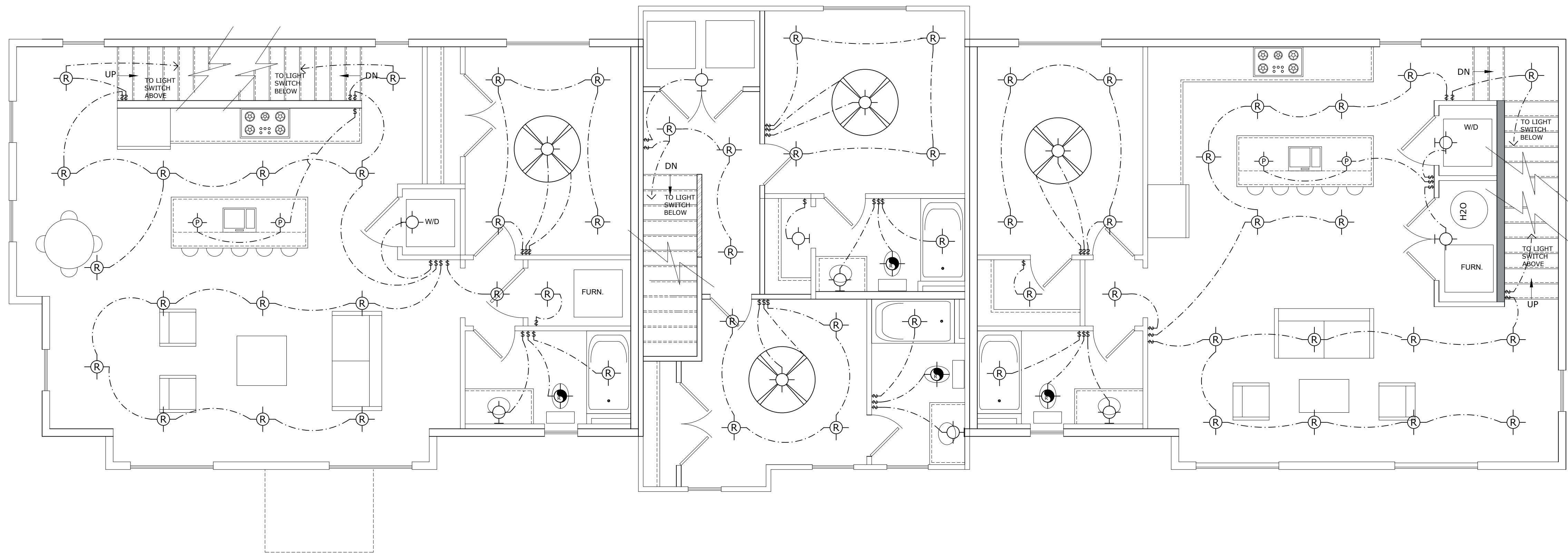
01 FIRST FLOOR

SCALE: 1/4" = 1'-0"

COUNTRY CLUB DRIVE TOWNHOUSES  
361 W. Country Club Dr.  
Bloomington, IN 47403

Table of Contents			
A1.0	Elevation Plans	A4.2	Middle Unit Roof Plan
A1.1	Elevation Plans	A4.3	South Unit Roof Plan
A1.2	Elevation Plans	A5.0	First Floor Plumbing
A2	Foundation Plan / Details	A5.1	Second Floor Plumbing
A3.0	First Floor Plan	A5.2	Third Floor Plumbing
A3.1	Second Floor Plan	A6.0	First Floor Lighting
A3.2	Third Floor Plan	A6.1	Second Floor Lighting
A4.0	Porch Roof Plan	A6.2	Third Floor Lighting
A4.1	North Unit Roof Plan		
Square Feet Totals			
	Unit 1	Unit 2	Unit 3
Garage	385 sf	N/A	385 sf
First Level	493 sf	570 sf	493 sf
Second Level	935 sf	570 sf	930 sf
Third Level	935 sf	N/A	930 sf
Total	2,748 sf	1,140 sf	2,698 sf
Lot Size			32,390 sf = 0.743 acre
Building Footprint			2,355 sf = 0.054 acre
Sidewalk & Driveway			3,128 sf = 0.071 acre
TOTAL Impervious Surface Area			5,443 sf = 0.125 acre
Impervious Area Percentage			16.9%

No.	Revision / Issue	Date
1	Utility Dept. Changes	09.10.24
2		
3		
4		
Project Phase CONSTRUCTION		Sheet No.  <b>A6.0</b>
Date 10.10.2024		
Drawn By: bloom design build		
Scale: Refer to Sheets		



## 01 SECOND FLOOR

SCALE: 1/4" = 1'-0"

### Scope of Work:

COMPLETE NEW BUILD OF TOWNHOMES. (2) 5  
BEDROOM UNITS  
(1) 2 BEDROOM UNIT

### General Notes:

- VERIFY ALL DIMENSIONS AND CALCULATIONS WITH A STRUCTURAL ENGINEER.
- ALL MEANS AND METHODS OF CONSTRUCTION, AT MINIMUM MUST MEET CODE, SHOULD BE COORDINATED WITH THE GC
- CABINETS TO BE DIMENSIONS, DESIGNED AND COORDINATED BY OTHERS
- PLUMBING DIMENSIONS ARE PENDING CABINET LAYOUTS, FIXTURE SELECTIONS/SPECS AND IN FIELD MEASUREMENT VERIFICATION

# COUNTRY CLUB DRIVE TOWNHOUSES

361 W. Country Club Dr.  
Bloomington, IN 47403

### Table of Contents

A1.0 Elevation Plans	A2.2 Middle Unit Roof Plan
A1.1 Elevation Plans	A2.3 South Unit Roof Plan
A1.2 Elevation Plans	A3.0 First Floor Plumbing
A2 Foundation Plan / Details	A3.1 Second Floor Plumbing
A3.0 First Floor Plan	A3.2 Third Floor Plumbing
A3.1 Second Floor Plan	A4.0 First Floor Lighting
A3.2 Third Floor Plan	A4.1 Second Floor Lighting
A4.0 Porch Roof Plan	A4.2 Third Floor Lighting
A4.1 North Unit Roof Plan	

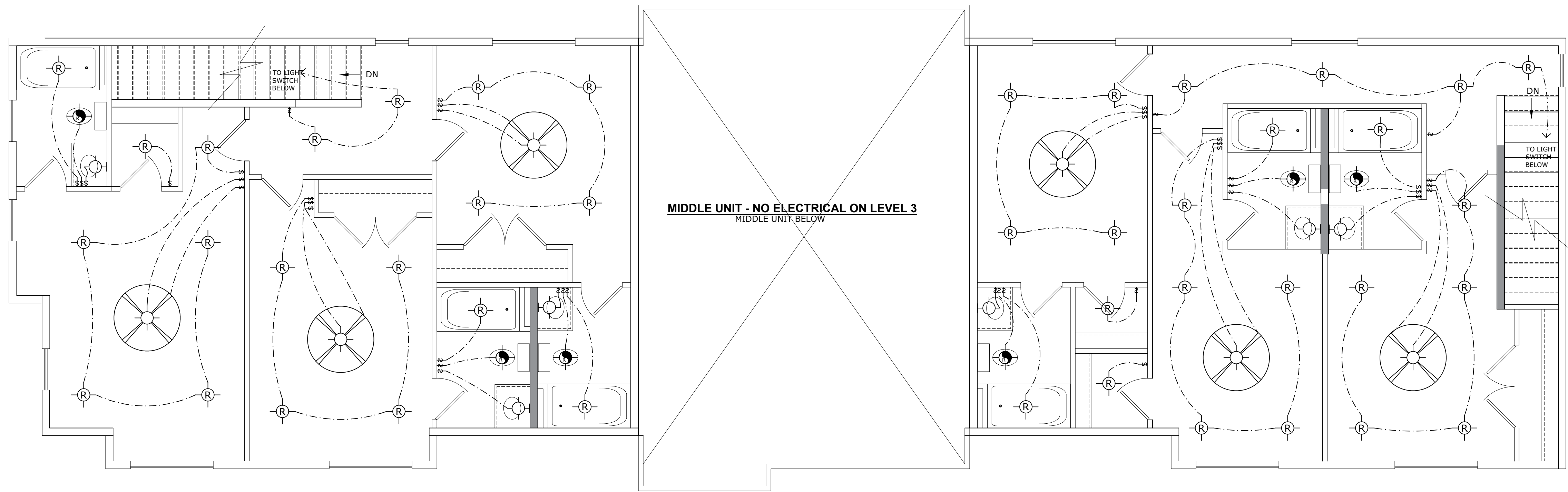
### Square Feet Totals

	Unit 1	Unit 2	Unit 3
Garage	385 sf	N/A	385 sf
First Level	493 sf	570 sf	493 sf
Second Level	935 sf	570 sf	930 sf
Third Level	935 sf	N/A	930 sf
Total	2,748 sf	1,140 sf	2,698 sf

Lot Size	32,390 sf = 0.743 acre
Building Footprint	2,355 sf = 0.054 acre
Sidewalk & Driveway	3,128 sf = 0.071 acre
TOTAL Impervious Surface Area	5,443 sf = 0.125 acre
Impervious Area Percentage	16.9%

No.	Revision / Issue	Date
1	Utility Dept. Changes	09.10.24
2		
3		
4		
Project Phase CONSTRUCTION		Sheet No.                                                                                                                                                                                                                                                                                                                                                                                                                                                                                                                                                                                                                                                                                                                                                                                                                                                                                                                                                                                                                                                                                                                                                                                                                                                                                                                                                                                                                                                                                                                                                                                                                                                                                                                                                                                                                                                                                                                                                                                                                                                                                                                                                                                                                                                                                                                                                                                                                                                                                                                                                                                                                                                                                                                                                                                                                                                                                                                                                                                                                        <





01 THIRD FLOOR

SCALE: 3/4" = 1'-0"

Scope of Work:

COMPLETE NEW BUILD OF TOWNHOMES. (2) 5  
BEDROOM UNITS  
(1) 2 BEDROOM UNIT

General Notes:

- VERIFY ALL DIMENSIONS AND CALCULATIONS WITH A STRUCTURAL ENGINEER.
- ALL MEANS AND METHODS OF CONSTRUCTION, AT MINIMUM MUST MEET CODE, SHOULD BE COORDINATED WITH THE GC
- CABINETS TO BE DIMENSIONS, DESIGNED AND COORDINATED BY OTHERS
- PLUMBING DIMENSIONS ARE PENDING CABINET LAYOUTS, FIXTURE SELECTIONS/SPECS AND IN FIELD MEASUREMENT VERIFICATION

COUNTRY CLUB DRIVE TOWNHOUSES  
361 W. Country Club Dr.  
Bloomington, IN 47403

Table of Contents

A1.0	Elevation Plans	A4.2	Middle Unit Roof Plan
A1.1	Elevation Plans	A4.3	South Unit Roof Plan
A1.2	Elevation Plans	A5.0	First Floor Plumbing
A2	Foundation Plan / Details	A5.1	Second Floor Plumbing
A3.0	First Floor Plan	A5.2	Third Floor Plumbing
A3.1	Second Floor Plan	A6.0	First Floor Lighting
A3.2	Third Floor Plan	A6.1	Second Floor Lighting
A4.0	Porch Roof Plan	A6.2	Third Floor Lighting
A4.1	North Unit Roof Plan		

Square Feet Totals

	Unit 1	Unit 2	Unit 3
Garage	385 sf	N/A	385 sf
First Level	493 sf	570 sf	493 sf
Second Level	935 sf	570 sf	930 sf
Third Level	935 sf	N/A	930 sf
Total	2,748 sf	1,140 sf	2,698 sf

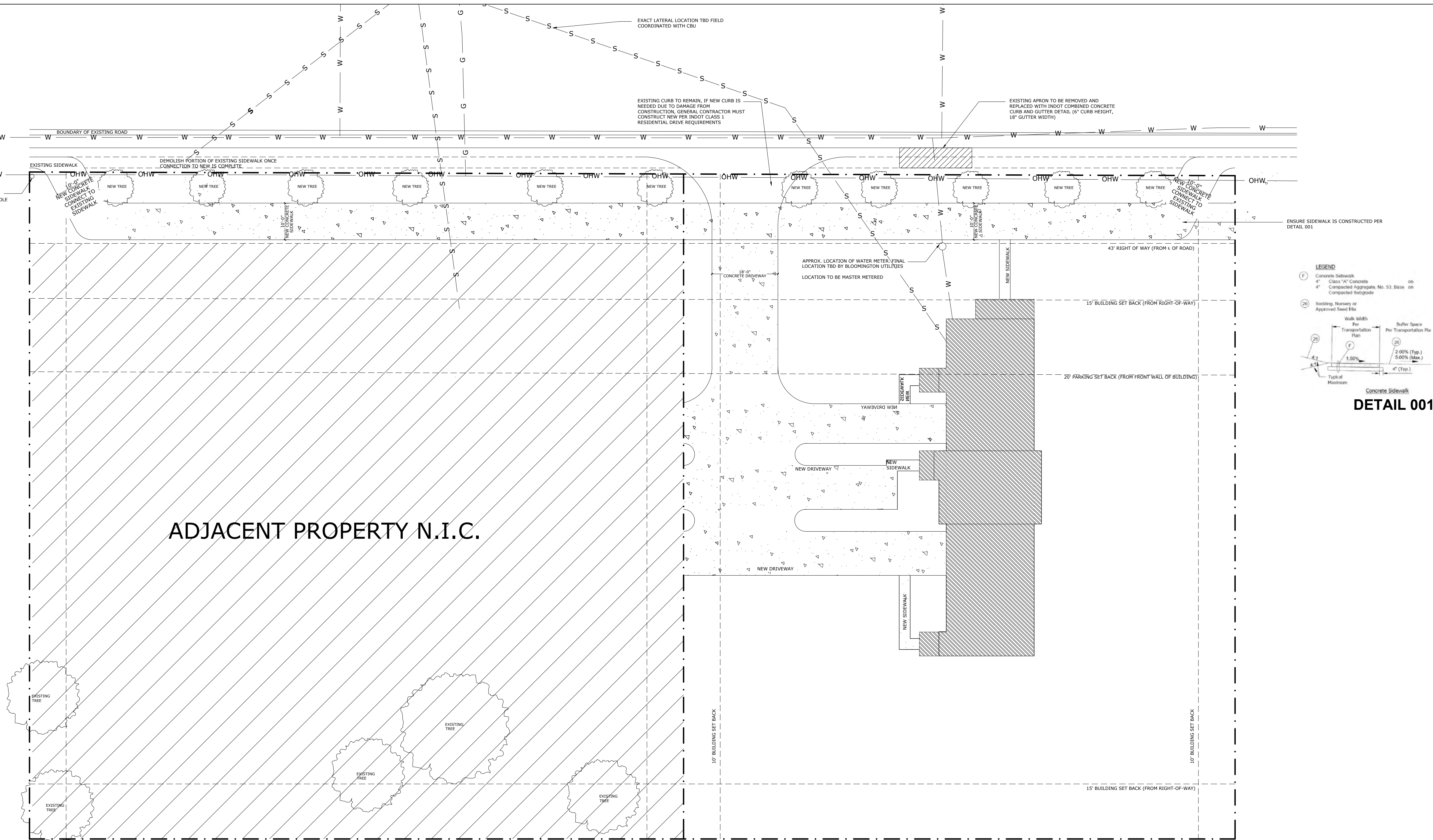
Lot Size	32,390 sf = 0.743 acre
Building Footprint	2,355 sf = 0.054 acre
Sidewalk & Driveway	3,128 sf = 0.071 acre
TOTAL Impervious Surface Area	5,443 sf = 0.125 acre
Impervious Area Percentage	16.9%

No.	Revision / Issue	Date
1	Utility Dept. Changes	09.10.24
2		
3		
4		

Project Phase CONSTRUCTION	Sheet No.  A6.2
Date 10.10.2024	
Drawn By: bloom design build	
Scale: Refer to Sheets	



- SIGN NOTE**
- PROTECT ANY EXISTING SIGNS AND ENSURE IT'S NOT BLOCKED BY NEW STREET TREE
- SIDEWALK NOTE:**
- ANY PORTION OF EXISTING CURB AND GUTTER DISTURBED DURING DEMOLITION OF SIDE WALK MUST BE REPLACED PER INDOT COMBINED CONCRETE CURB AND GUTTER DETAIL
  - PEDESTRIAN ACCESS EASEMENT TO BE RECORDED AFTER SIDEWALK COMPLETION
- TREE PLOT**
- PLANT NEW STREET TREES NO GREATER THAN 30' FROM CENTERLINE OF TREES and 4' NORTH FROM THE EDGE OF THE SIDEWALK
  - THREE STREET TREE SPECIES TO BE WHITE OAK (QUERCUS ALBA)
  - TREES ARE 2" MINIMUM CALIPER SIZE
  - TREE WORK PERMIT IS REQUIRED FOR STREET TREE PLANTING IN ROW TREE PLOT
  - IF THE HORIZONTAL SEPARATION OF THE STREET TREES FROM THE OVERHEAD WIRES CANNOT BE ACCOMMODATE LARGE STREET TRESS THEN 2 MEDIUM OR SMALL TREES ARE REQUIRED FOR EACH 30', RESULTING IN A TOTAL OF 22 MEDIUM OR SMALL STREET TREES
  - LARGE CANOPY TREES, IF APPLICABLE, SHALL BE PLANTED AT LEAST 10 FEET FROM PUBLIC SEWER, WATER, SERVICE LINES AND NATURAL GAS LINES. MEDIUM AND SMALL TREES SHALL BE PLANTED AT LEAST 5 FEET FROM PUBLIC SANITARY SEWER, WATER, SERVICE LINES AND NATURAL GAS LINES.
- GENERAL NOTE:**
- WORK IN THE PUBLIC RIGHT-OF-WAY REQUIRES A ROW USE PERMIT FROM THE CITY OF BLOOMINGTON ENGINEERING DEPARTMENT
  - GROUND COVER WILL BE SEED AND STRAW WITH KENTUCKY BLUEGRASS
  - AT SUCH TIME EITHER 361 OR 371 IS OWNED BY DIFFERENT ENTITIES, 371 WILL NEED TO GRANT AN EASEMENT TO 361 FOR THE PORTION OF THEIR SEWER LATERAL WHICH CROSSES THE PROPERTY OF 371



## 01 PROPOSED SITE PLAN

SCALE: 1/8" = 1'-0"

**Bloom**  
Design + Build  
Design • Construction • Consulting

### Scope of Work:

COMPLETE NEW BUILD OF TOWNHOMES. (2) 5 BEDROOM UNITS  
(1) 2 BEDROOM UNIT

### General Notes:

- VERIFY ALL DIMENSIONS AND CALCULATIONS WITH A STRUCTURAL ENGINEER.
- ALL MEANS AND METHODS OF CONSTRUCTION, AT MINIMUM MUST MEET CODE, SHOULD BE COORDINATED WITH THE GC
- CABINETS TO BE DIMENSIONS, DESIGNED AND COORDINATED BY OTHERS
- PLUMBING DIMENSIONS ARE PENDING CABINET LAYOUTS, FIXTURE SELECTIONS/SPECS AND IN FIELD MEASUREMENT VERIFICATION

# COUNTRY CLUB DRIVE TOWNHOUSES

361 W. Country Club Dr.  
Bloomington, IN 47403

### Table of Contents

A1.0 Elevation Plans	A4.2 Middle Unit Roof Plan
A1.1 Elevation Plans	A4.3 South Unit Roof Plan
A1.2 Elevation Plans	A5.0 First Floor Plumbing
A2 Foundation Plan / Details	A5.1 Second Floor Plumbing
A3.0 First Floor Plan	A5.2 Third Floor Plumbing
A3.1 Second Floor Plan	A6.0 First Floor Lighting
A3.2 Third Floor Plan	A6.1 Second Floor Lighting
A4.0 Porch Roof Plan	A6.2 Third Floor Lighting
A4.1 North Unit Roof Plan	

### Square Feet Totals

	Unit 1	Unit 2	Unit 3
Garage	385 sf	N/A	385 sf
First Level	493 sf	570 sf	493 sf
Second Level	935 sf	570 sf	930 sf
Third Level	935 sf	N/A	930 sf
Total	2,748 sf	1,140 sf	2,698 sf

Lot Size	32,390 sf = 0.743 acre
Building Footprint	2,355 sf = 0.054 acre
Sidewalk & Driveway	3,128 sf = 0.071 acre
TOTAL Impervious Surface Area	5,443 sf = 0.125 acre
Impervious Area Percentage	16.9%

No.	Revision / Issue	Date
1	Utility Dept. Changes	09.10.24
2		
3		
4		
Project Phase CONSTRUCTION		Sheet No.                                                                                                                                                                                                                                                                                                                                                                                                                                                                                                                                                                                                                                                                                                                                                                                                                                                                                                                                                                                                                                                                                                                                                                                                                                                                                                                                                                                                                                                                                                                                                                                                                                                                                                                                                                                                                                                                                                                                                                                                                                                                                                                                                                                                                                                                                                                                                                                                                                                                                                                                                                                                                                                                                                                                                                                                                                                                                                                                                                                                                                                                                                                                                                                                                                                                                                                                                                                                                                                                                                                                                                                                               



Acceptable-Water Service

axsomn 07/26/2024

Acceptable-Sewer Service

axsomn 07/26/2024

Acceptable-Storm Sewer

caden.swanson 07/26/2024

Acceptable-Pretreatment

carson.swofford 07/29/2024

I have no comments for this submission. BB

Date Received: 07/23/2024  
Project #: G17-240426-01  
MoCo Permit #: R-24-406

# COUNTRY CLUB TOWNHOUSES



**Bloom**  
Design + Build  
Design • Construction • Consulting

**Scope of Work:**

COMPLETE NEW BUILD OF TOWNHOMES. (2) 5  
BEDROOM UNITS  
(1) 2 BEDROOM UNIT

**General Notes:**

- VERIFY ALL DIMENSIONS AND CALCULATIONS WITH A STRUCTURAL ENGINEER.
- ALL MEANS AND METHODS OF CONSTRUCTION, AT MINIMUM MUST MEET CODE, SHOULD BE COORDINATED WITH THE GC
- CABINETS TO BE DIMENSIONS, DESIGNED AND COORDINATED BY OTHERS
- PLUMBING DIMENSIONS ARE PENDING CABINET LAYOUTS, FIXTURE SELECTIONS/SPECS AND IN FIELD MEASUREMENT VERIFICATION

## COUNTRY CLUB DRIVE TOWNHOUSES

371 W. Country Club Dr.  
Bloomington, IN 47403

**Table of Contents**

A1.0	Elevation Plans	A4.2	Middle Unit Roof Plan
A1.1	Elevation Plans	A4.3	South Unit Roof Plan
A1.2	Elevation Plans	A5.0	First Floor Plumbing
A2	Foundation Plan / Details	A5.1	Second Floor Plumbing
A3.0	First Floor Plan	A5.2	Third Floor Plumbing
A3.1	Second Floor Plan	A6.0	First Floor Lighting
A3.2	Third Floor Plan	A6.1	Second Floor Lighting
A4.0	Porch Roof Plan	A6.2	Third Floor Lighting
A4.1	North Unit Roof Plan		

**Square Feet Totals**

	Unit 1	Unit 2	Unit 3
Garage	385 sf	N/A	385 sf
First Level	493 sf	570 sf	493 sf
Second Level	935 sf	570 sf	930 sf
Third Level	935 sf	N/A	930 sf
Total	2,748 sf	1,140 sf	2,698 sf
Lot Size			32,390 sf
Building Footprint			2,355 sf
Sidewalk & Driveway			3,428 sf
TOTAL Impervious Surface Area			5,443 sf
Impervious Area Percentage			16.9%

No.	Revision / Issue	Date
1	SITE PLAN	07.02.24
2	SITE PLAN #2	07.22.24
3		
4		
Project Phase CONSTRUCTION		Sheet No.                                                                                                                                                                                                                                                                                                                                                                                                                                                                                                                                                                                                                                                                                                                                                                                                                                                                                                                                                                                                                                                                                                                                                                                                                                                                                                                                                                                                                                                                                                                                                                                                                                                                                                                                                                                                                                                                                                                                                                                                                                                                                                                                                                                                                                                                                                                                                                                                                                                                                                                                                                                                                                                                                       <



01 FRONT ELEVATION

SCALE: 1/4" = 1'-0"

02 REAR ELEVATION

SCALE: 1/4" = 1'-0"

Table of Contents			
A1.0	Elevation Plans	A4.2	Middle Unit Roof Plan
A1.1	Elevation Plans	A4.3	South Unit Roof Plan
A1.2	Elevation Plans	A5.0	First Floor Plumbing
A2	Foundation Plan / Details	A5.1	Second Floor Plumbing
A3.0	First Floor Plan	A5.2	Third Floor Plumbing
A3.1	Second Floor Plan	A6.0	First Floor Lighting
A3.2	Third Floor Plan	A6.1	Second Floor Lighting
A4.0	Porch Roof Plan	A6.2	Third Floor Lighting
A4.1	North Unit Roof Plan		
Square Feet Totals			
	Unit 1	Unit 2	Unit 3
Garage	385 sf	N/A	385 sf
First Level	493 sf	570 sf	493 sf
Second Level	935 sf	570 sf	930 sf
Third Level	935 sf	N/A	930 sf
Total	2,748 sf	1,140 sf	2,698 sf
Lot Size			32,390 sf
Building Footprint			2,355 sf
Sidewalk & Driveway			3,428 sf
TOTAL Impervious Surface Area			5,443 sf
Impervious Area Percentage			16.9%

No.	Revision / Issue	Date
1	SITE PLAN	07.02.24
2	SITE PLAN #2	07.22.24
3		
4		
Project Phase CONSTRUCTION		Sheet No.  <b>A1.0</b>
Date 07.22.2024		
Drawn By: bloom design build		
Scale: Refer to Sheets		



## 02 GARAGE SIDE ELEVATION

SCALE: 1/4" = 1'-0"

### Scope of Work:

COMPLETE NEW BUILD OF TOWNHOMES. (2) 5  
BEDROOM UNITS  
(1) 2 BEDROOM UNIT

### General Notes:

- VERIFY ALL DIMENSIONS AND CALCULATIONS WITH A STRUCTURAL ENGINEER.
- ALL MEANS AND METHODS OF CONSTRUCTION, AT MINIMUM MUST MEET CODE, SHOULD BE COORDINATED WITH THE GC
- CABINETS TO BE DIMENSIONS, DESIGNED AND COORDINATED BY OTHERS
- PLUMBING DIMENSIONS ARE PENDING CABINET LAYOUTS, FIXTURE SELECTIONS/SPECS AND IN FIELD MEASUREMENT VERIFICATION

# COUNTRY CLUB DRIVE TOWNHOUSES

371 W. Country Club Dr.

Bloomington, IN 47403

### Table of Contents

A1.0	Elevation Plans	A2.2	Middle Unit Roof Plan
A1.1	Elevation Plans	A4.3	South Unit Roof Plan
A1.2	Elevation Plans	A5.0	First Floor Plumbing
A2	Foundation Plan / Details	A5.1	Second Floor Plumbing
A3.0	First Floor Plan	A5.2	Third Floor Plumbing
A3.1	Second Floor Plan	A6.0	First Floor Lighting
A3.2	Third Floor Plan	A6.1	Second Floor Lighting
A4.0	Porch Roof Plan	A6.2	Third Floor Lighting
A4.1	North Unit Roof Plan		

### Square Feet Totals

	Unit 1	Unit 2	Unit 3
Garage	385 sf	N/A	385 sf
First Level	493 sf	570 sf	493 sf
Second Level	935 sf	570 sf	930 sf
Third Level	935 sf	N/A	930 sf
Total	2,748 sf	1,140 sf	2,698 sf

Lot Size		32,390 sf
Building Footprint		2,355 sf
Sidewalk & Driveway		3,428 sf
TOTAL Impervious Surface Area		5,443 sf
Impervious Area Percentage		16.9%

No.	Revision / Issue	Date
1	SITE PLAN	07.02.24
2	SITE PLAN #2	07.22.24
3		
4		
Project Phase CONSTRUCTION		Sheet No.  <b>A1.1</b>
Date 07.22.2024		
Drawn By: bloom design build		
Scale: Refer to Sheets		





01 SIDE ELEVATION

SCALE: 1/4" = 1'-0"

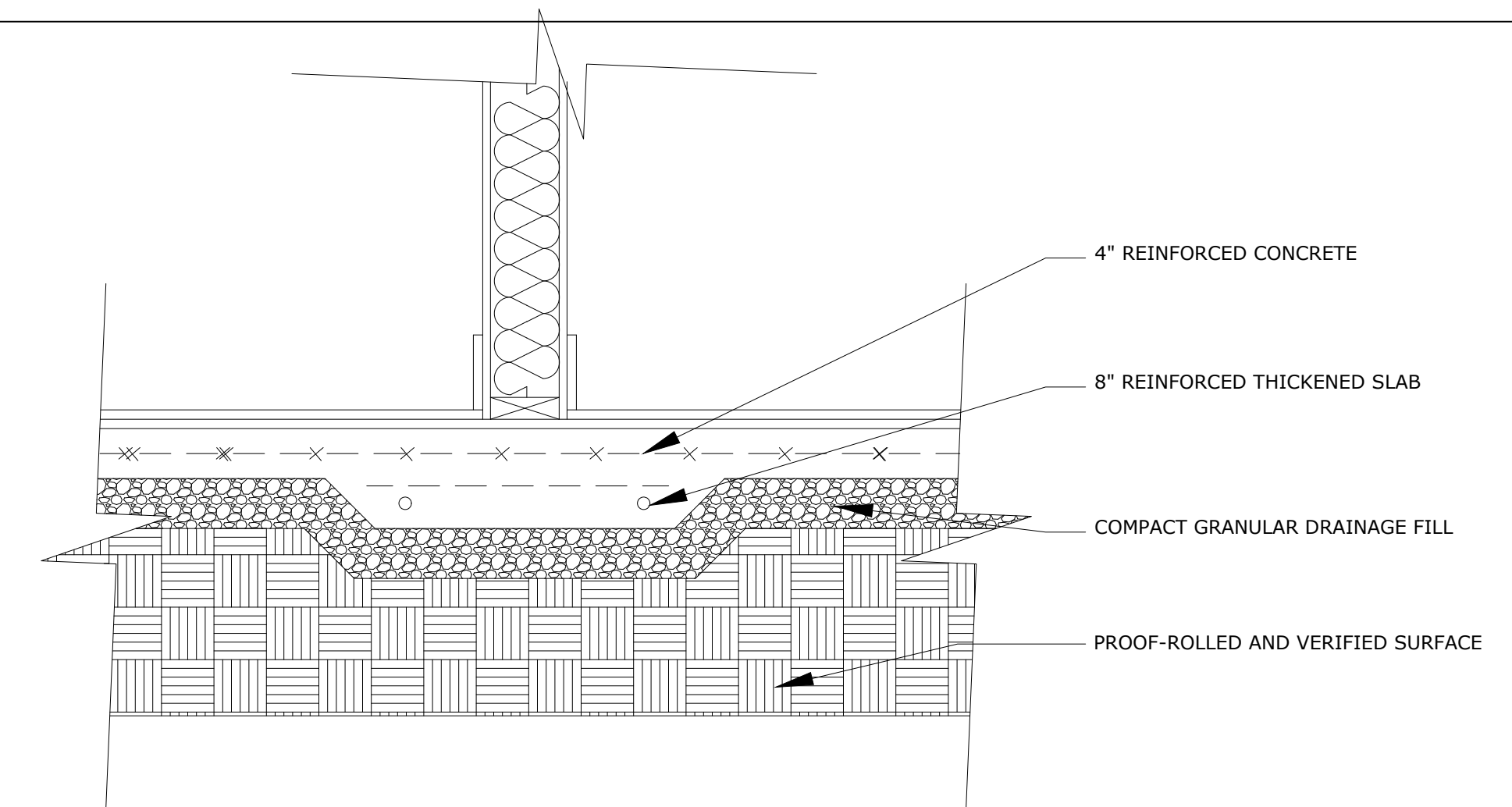
# COUNTRY CLUB DRIVE TOWNHOUSES

371 W. Country Club Dr.  
Bloomington, IN 47403

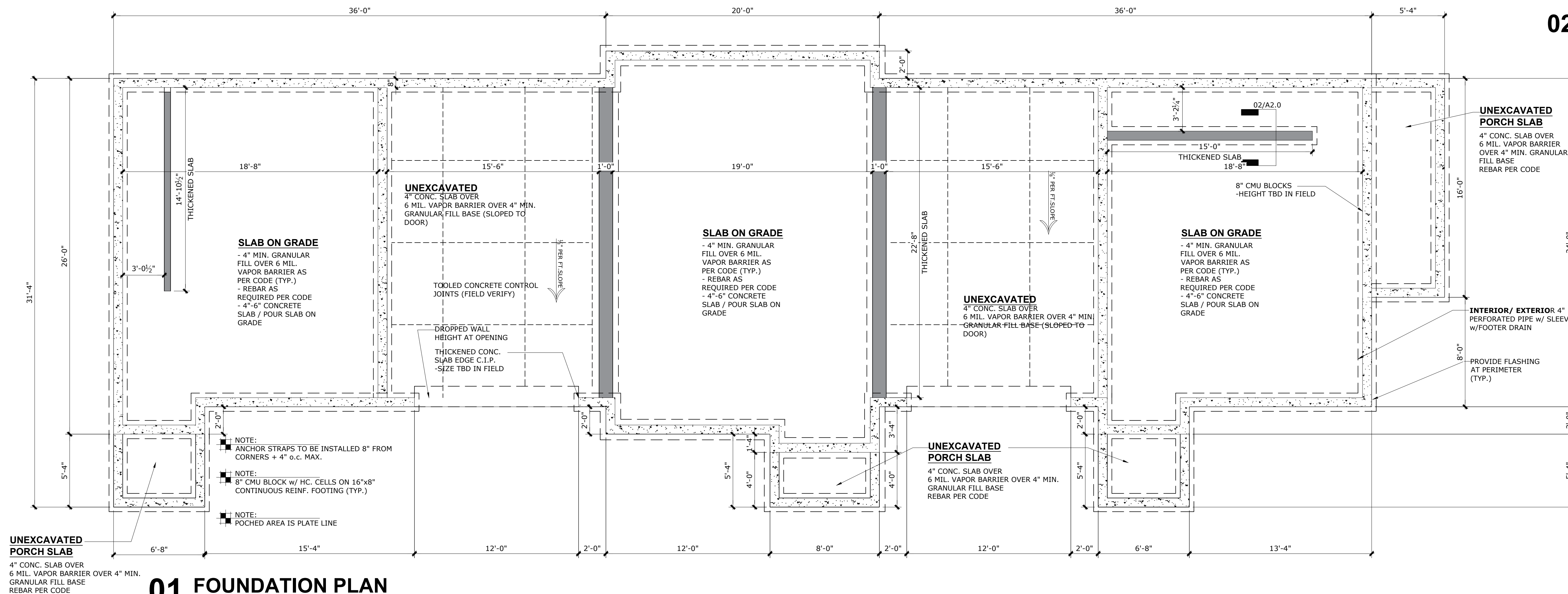
Table of Contents			
A1.0 Elevation Plans	A2.2 Middle Unit Roof Plan		
A1.1 Elevation Plans	A4.3 South Unit Roof Plan		
A1.2 Elevation Plans	A5.0 First Floor Plumbing		
A2 Foundation Plan / Details	A5.1 Second Floor Plumbing		
A3.0 First Floor Plan	A5.2 Third Floor Plumbing		
A3.1 Second Floor Plan	A6.0 First Floor Lighting		
A3.2 Third Floor Plan	A6.1 Second Floor Lighting		
A4.0 Porch Roof Plan	A6.2 Third Floor Lighting		
A4.1 North Unit Roof Plan			
Square Feet Totals			
Garage	Unit 1	Unit 2	Unit 3
First Level	385 sf	N/A	385 sf
Second Level	493 sf	570 sf	493 sf
Third Level	935 sf	570 sf	930 sf
Total	2,748 sf	1,140 sf	2,698 sf
Lot Size	32,390 sf		
Building Footprint	2,355 sf		
Sidewalk & Driveway	3,428 sf		
TOTAL Impervious Surface Area	5,443 sf		
Impervious Area Percentage	16.9%		

No.	Revision / Issue	Date
1	SITE PLAN	07.02.24
2	SITE PLAN #2	07.22.24
3		
4		
Project Phase CONSTRUCTION		Sheet No.  <b>A1.2</b>
Date 07.22.2024		
Drawn By: bloom design build		
Scale: Refer to Sheets		





02 THICKENED SLAB DETAIL



01 FOUNDATION PLAN

SCALE: 3/8" = 1'-0"

**Bloom**  
Design + Build  
Design • Construction • Consulting

**Scope of Work:**  
COMPLETE NEW BUILD OF TOWNHOMES. (2) 5 BEDROOM UNITS  
(1) 2 BEDROOM UNIT

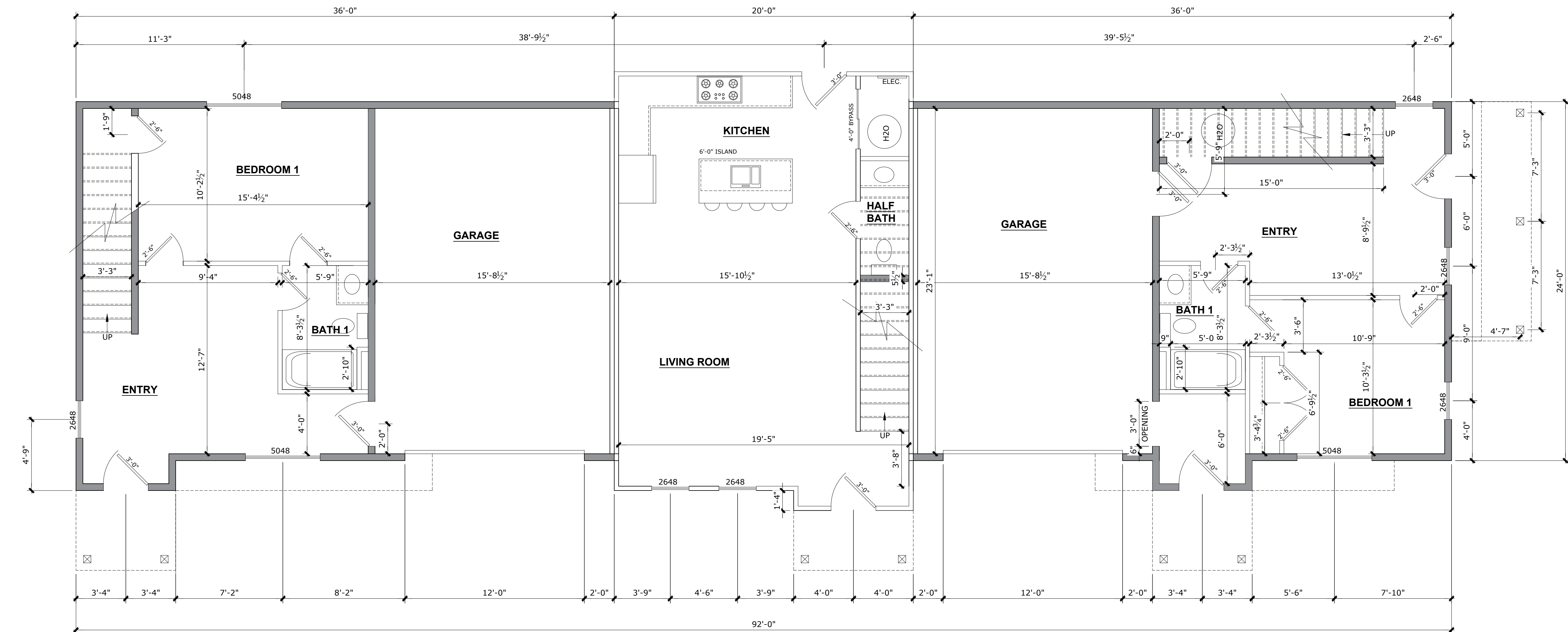
**General Notes:**

- VERIFY ALL DIMENSIONS AND CALCULATIONS WITH A STRUCTURAL ENGINEER.
- ALL MEANS AND METHODS OF CONSTRUCTION, AT MINIMUM MUST MEET CODE, SHOULD BE COORDINATED WITH THE GC
- CABINETS TO BE DIMENSIONS, DESIGNED AND COORDINATED BY OTHERS
- PLUMBING DIMENSIONS ARE PENDING CABINET LAYOUTS, FIXTURE SELECTIONS/SPECS AND IN FIELD MEASUREMENT VERIFICATION

COUNTRY CLUB DRIVE TOWNHOUSES  
371 W. Country Club Dr.  
Bloomington, IN 47403

Table of Contents			
A1.0 Elevation Plans	A4.2 Middle Unit Roof Plan		
A1.1 Elevation Plans	A4.3 South Unit Roof Plan		
A1.2 Elevation Plans	A5.0 First Floor Plumbing		
A2 Foundation Plan / Details	A5.1 Second Floor Plumbing		
A3.0 First Floor Plan	A5.2 Third Floor Plumbing		
A3.1 Second Floor Plan	A6.0 First Floor Lighting		
A3.2 Third Floor Plan	A6.1 Second Floor Lighting		
A4.0 Porch Roof Plan	A6.2 Third Floor Lighting		
A4.1 North Unit Roof Plan			
Square Feet Totals			
	Unit 1	Unit 2	Unit 3
Garage	385 sf	N/A	385 sf
First Level	493 sf	570 sf	493 sf
Second Level	935 sf	570 sf	930 sf
Third Level	935 sf	N/A	930 sf
Total	2,748 sf	1,140 sf	2,698 sf
Lot Size	32,390 sf		
Building Footprint	2,355 sf		
Sidewalk & Driveway	3,728 sf		
TOTAL Impervious Surface Area	5,443 sf		
Impervious Area Percentage	16.9%		

No.	Revision / Issue	Date
1	SITE PLAN	07.02.24
2	SITE PLAN #2	07.22.24
3		
4		
Project Phase CONSTRUCTION		Sheet No.                                                                                                                                                                                                                                                                                                                                                                                                                                                                                                                                                                                                                                                                                                                                                                                                                                                                                                                                                                                                                                                                                                                                                                                                                                                                                                                                                                                                                                                                                                                                                                                                                                                                                                                                                                                                                                                                                                                                                                                                                                                                                                                                                                                                                                                                                                                                                                                                                                                                                                                                                                                                                                                                                                                                                                                                                                                                                                                                                                                 <



# 01 FIRST FLOOR

SCALE: 3/4" = 1'-0"

- FRAMING NOTES:**
- TYPICAL 2x4 WALL STUDS UNLESS NOTED OTHERWISE
  - STRUCTURAL BRACING, BRIDGE, + FLOOR MEMBER SIZES + SPACING AS PER CODE
  - ALL FIRST FLOOR WINDOW + DOOR HEADERS TO BE (2) 2x12'S UNLESS OTHERWISE NOTED.
  - DIMENSIONS ARE O/O SHEATHING BOARD. 1/2" ADJUSTMENT IS REQ'D TO ALL EXTERIOR WALLS.
  - ALL LSL, OR LVL STRUCTURAL BEAM MEMBERS TO BE SIZED BY QUALIFIED ENGINEER LICENSED IN INDIANA.
  - ROUGH OPENINGS - SEE SPEC SHEETS
  - WINDOW OPENINGS TO BE DRYWALL WRAPPED. (ALL LOCATIONS) INTERIOR DOORS CASE 3-1/2" MDF + BASE TRIM 5-1/2" MDF SMOOTH, FLAT. (ALL LOCATIONS)
  - TRUSS AND JOIST ENGINEER (BY OTHERS) TO VERIFY IF COLUMNS/BEAMS NEEDED / SPACING AND SIZING
- PLUMBERS NOTE:**
- ALL "C" DIMENSIONS TO PLUMBING FIXTURES ARE SUBJECT TO CHANGE. FIELD VERIFY.
- CABINET NOTE:**
- FINAL KITCHEN LAYOUT TBD BY OTHERS. FOLLOW SEPARATE PLAN.
- FRAMING NOTE**
- CEILING HEIGHTS SUBJECT TO CHANGE AND BE FIELD DETERMINED BASED ON HEIGHT OF FLOOR JOISTS (BY OTHERS)
- FRAMING NOTE**
- IF DOOR LOCATIONS ARE NOT DIMENSIONED ASSUME CENTERLINE LOCATIONS OF CLOSETS, ROOMS, ETC.

KEY:

TYPICAL 2x4 STUD WALLS

TYPICAL 2x6 STUD WALLS

Bloom

Design + Build

Design • Construction • Consulting

**Scope of Work:**

COMPLETE NEW BUILD OF TOWNHOMES. (2) 5 BEDROOM UNITS  
(1) 2 BEDROOM UNIT

**General Notes:**

- VERIFY ALL DIMENSIONS AND CALCULATIONS WITH A STRUCTURAL ENGINEER.
- ALL MEANS AND METHODS OF CONSTRUCTION, AT MINIMUM MUST MEET CODE, SHOULD BE COORDINATED WITH THE GC
- CABINETS TO BE DIMENSIONS, DESIGNED AND COORDINATED BY OTHERS
- PLUMBING DIMENSIONS ARE PENDING CABINET LAYOUTS, FIXTURE SELECTIONS/SPECS AND IN FIELD MEASUREMENT VERIFICATION

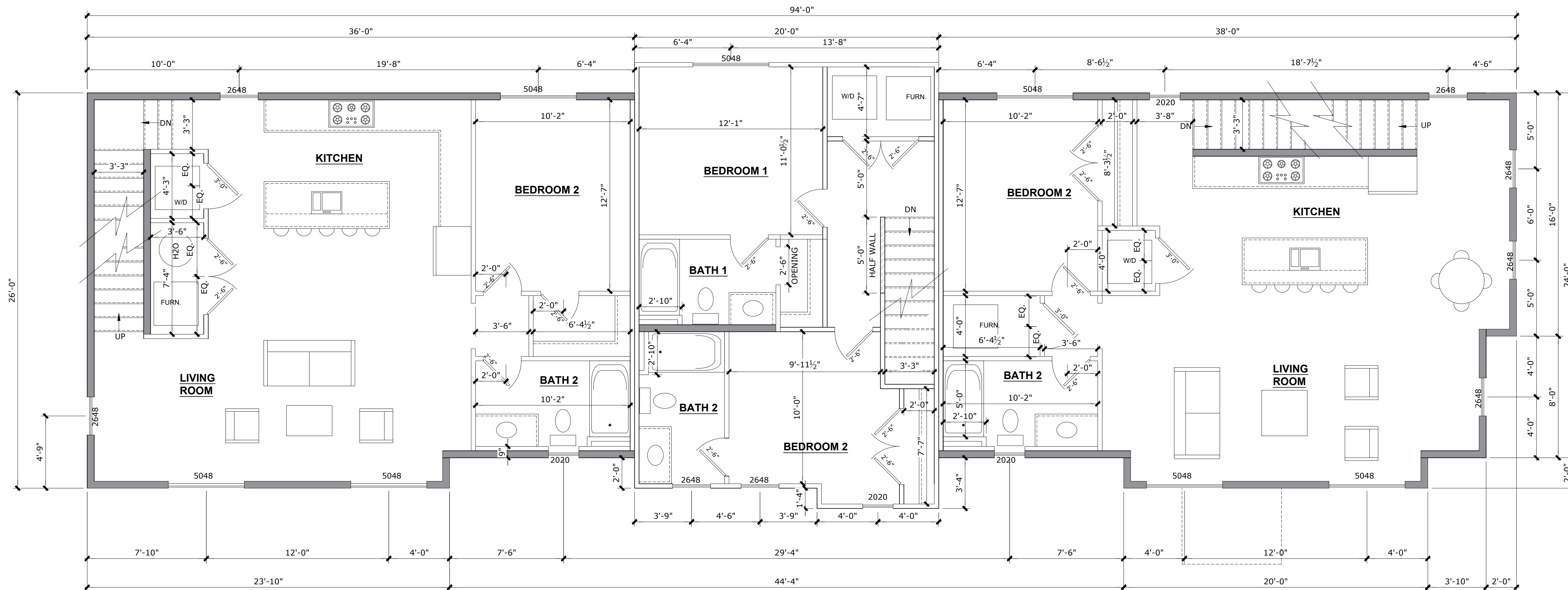
## COUNTRY CLUB DRIVE TOWNHOUSES

371 W. Country Club Dr.  
Bloomington, IN 47403

Table of Contents			
A1.0 Elevation Plans	A2.1 Middle Unit Roof Plan	A2.2 South Unit Roof Plan	
A1.1 Elevation Plans	A2.3 First Floor Plumbing	A2.4 Second Floor Plumbing	
A1.2 Elevation Plans	A2.5 First Floor Lighting	A2.6 Second Floor Lighting	
A2 Foundation Plan / Details	A2.7 First Floor Plumbing	A2.8 Second Floor Plumbing	
A3.0 First Floor Plan	A2.9 First Floor Lighting	A2.10 Second Floor Lighting	
A3.1 Second Floor Plan	A2.11 First Floor Plumbing	A2.12 Second Floor Plumbing	
A3.2 Third Floor Plan	A2.13 First Floor Lighting	A2.14 Second Floor Lighting	
A4.0 Porch Roof Plan	A2.15 First Floor Plumbing	A2.16 Second Floor Plumbing	
A4.1 North Unit Roof Plan	A2.17 First Floor Lighting	A2.18 Second Floor Lighting	
Square Feet Totals			
Garage	Unit 1	Unit 2	Unit 3
First Level	385 sf	N/A	385 sf
Second Level	493 sf	570 sf	493 sf
Third Level	935 sf	570 sf	935 sf
Total	2,748 sf	1,140 sf	2,698 sf
Lot Size			32,390 sf
Building Footprint			2,355 sf
Sidewalk & Driveway			3,428 sf
TOTAL Impervious Surface Area			5,443 sf
Impervious Area Percentage			16.9%

No.	Revision / Issue	Date
1	SITE PLAN	07.02.24
2	SITE PLAN #2	07.22.24
3		
4		
Project Phase CONSTRUCTION		Sheet No.                                                                                                                                                                                                                                                                                                                                                                                                                                                                                                                                                                                                                                                                                                                                                                                                                                                                                                                                                                                                                                                                                                                                                                                                                                                                                                                                                                                                                                                                                                                                                                                                                                                                                                                                                                                                                                                                                                                                                                                                                                                                                                                                                                                                                                                                                                                                                                                                                                                                                                                                                                                                                                                                                                                                                                                                                                                                                                                                                                                 





01 SECOND FLOOR

SCALE: 1/4" = 1'-0"

Scope of Work:

COMPLETE NEW BUILD OF TOWNHOMES. (2) 5 BEDROOM UNITS  
(1) 2 BEDROOM UNIT

General Notes:

- VERIFY ALL DIMENSIONS AND CALCULATIONS WITH A STRUCTURAL ENGINEER.
- ALL MEANS AND METHODS OF CONSTRUCTION, AT MINIMUM MUST MEET CODE, SHOULD BE COORDINATED WITH THE GC
- CABINETS TO BE DIMENSIONS, DESIGNED AND COORDINATED BY OTHERS
- PLUMBING DIMENSIONS ARE PENDING CABINET LAYOUTS, FIXTURE SELECTIONS/SPECS AND IN FIELD MEASUREMENT VERIFICATION

COUNTRY CLUB DRIVE TOWNHOUSES  
371 W. Country Club Dr.  
Bloomington, IN 47403

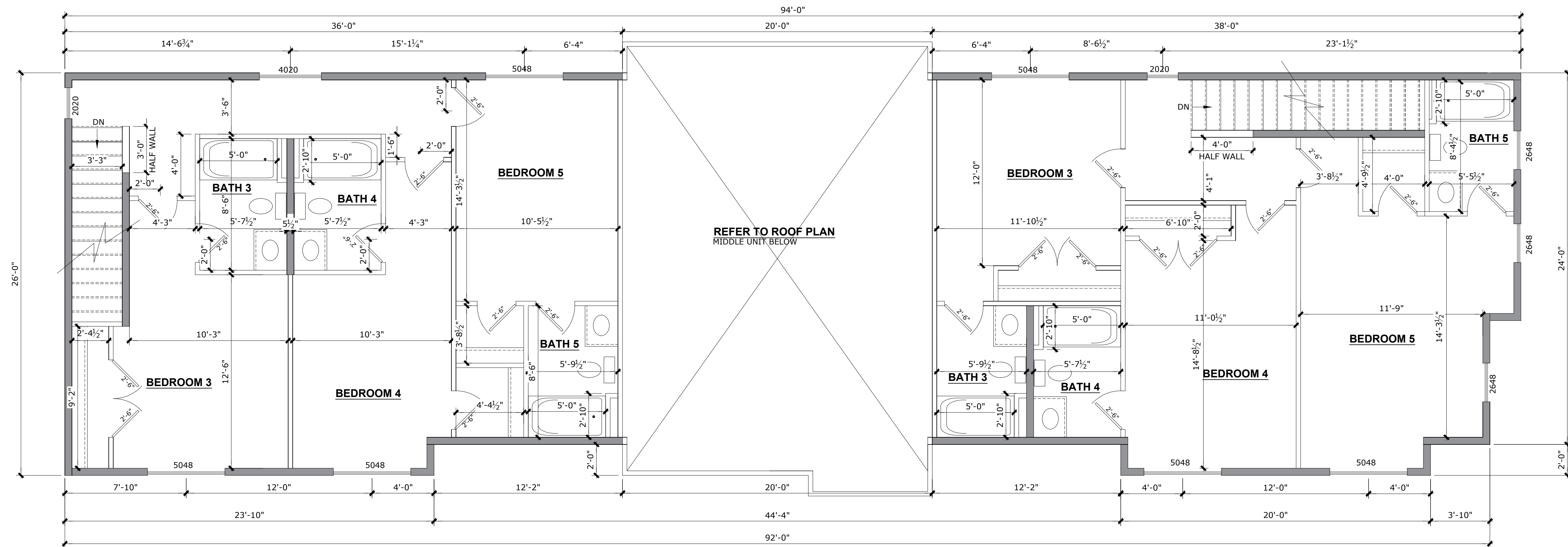
Table of Contents

A1.0	Elevation Plans	A4.2	Middle Unit Roof Plan
A1.1	Elevation Plans	A4.3	South Unit Roof Plan
A1.2	Elevation Plans	A5.0	First Floor Plumbing
A2	Foundation Plan / Details	A5.1	Second Floor Plumbing
A3.0	First Floor Plan	A5.2	Third Floor Plumbing
A3.1	Second Floor Plan	A6.0	First Floor Lighting
A3.2	Third Floor Plan	A6.1	Second Floor Lighting
A4.0	Porch Roof Plan	A6.2	Third Floor Lighting
A4.1	North Unit Roof Plan		

Square Feet Totals

	Unit 1	Unit 2	Unit 3
Garage	385 sf	N/A	385 sf
First Level	493 sf	570 sf	493 sf
Second Level	935 sf	570 sf	930 sf
Third Level	935 sf	N/A	930 sf
Total	2,748 sf	1,140 sf	2,698 sf
Lot Size			32,390 sf
Building Footprint			2,355 sf
Sidewalk & Driveway			3,428 sf
TOTAL Impervious Surface Area			5,443 sf
Impervious Area Percentage			16.9%

No.	Revision / Issue	Date
1	SITE PLAN	07.02.24
2	SITE PLAN #2	07.22.24
3		
4		
Project Phase CONSTRUCTION		Sheet No.                                                                                                                                                                                                                                                                                                                                                                                                                                                                                                                                                                                                                                                                                                                                                                                                                                                                                                                                                                                                                                                                                                                                                                                                                                                                                                                                                                                                                                                                                                                                                                                                                                                                                                                                                                                                                                                                                                                                                                                                                                                                                                                                                                                                                                                                                                                                                                                                                                                                                                                                                                                                                                                                                                                                                                                                                                                                                                                                                                               



## 01 THIRD FLOOR

SCALE: 1/4" = 1'-0"

**Bloom**  
Design + Build  
Design • Construction • Consulting

### Scope of Work:

COMPLETE NEW BUILD OF TOWNHOMES. (2) 5  
BEDROOM UNITS  
(1) 2 BEDROOM UNIT

### General Notes:

- VERIFY ALL DIMENSIONS AND CALCULATIONS WITH A STRUCTURAL ENGINEER.
- ALL MEANS AND METHODS OF CONSTRUCTION, AT MINIMUM MUST MEET CODE, SHOULD BE COORDINATED WITH THE GC
- CABINETS TO BE DIMENSIONS, DESIGNED AND COORDINATED BY OTHERS
- PLUMBING DIMENSIONS ARE PENDING CABINET LAYOUTS, FIXTURE SELECTIONS/SPECS AND IN FIELD MEASUREMENT VERIFICATION

# COUNTRY CLUB DRIVE TOWNHOUSES

371 W. Country Club Dr.  
Bloomington, IN 47403

### Table of Contents


A1.0 Elevation Plans	A4.2 Middle Unit Roof Plan
A1.1 Elevation Plans	A4.3 South Unit Roof Plan
A1.2 Elevation Plans	A5.0 First Floor Plumbing
A2 Foundation Plan / Details	A5.1 Second Floor Plumbing
A3.0 First Floor Plan	A5.2 Third Floor Plumbing
A3.1 Second Floor Plan	A6.0 First Floor Lighting
A3.2 Third Floor Plan	A6.1 Second Floor Lighting
A4.0 Porch Roof Plan	A6.2 Third Floor Lighting
A4.1 North Unit Roof Plan	

### Square Feet Totals

	Unit 1	Unit 2	Unit 3
Garage	385 sf	N/A	385 sf
First Level	493 sf	570 sf	493 sf
Second Level	935 sf	570 sf	930 sf
Third Level	935 sf	N/A	930 sf
Total	2,748 sf	1,140 sf	2,698 sf
Lot Size			32,390 sf
Building Footprint			2,355 sf
Sidewalk & Driveway			3,428 sf
TOTAL Impervious Surface Area			5,443 sf
Impervious Area Percentage			16.9%

No.	Revision / Issue	Date
1	SITE PLAN	07.02.24
2	SITE PLAN #2	07.22.24
3		
4		
Project Phase CONSTRUCTION		Sheet No.                                                                                                                                                                                                                                                                                                                                                                                                                                                                                                                                                                                                                                                                                                                                                                                                                                                                                                                                                                                                                                                                                                                                                                                                                                                                                                                                                                                                                                                                                                                                                                                                                                                                                                                                                                                                                                                                                                                                                                                                                                                                                                                                                                                                                                                                                                                                                                                                                                                                                                                                                                                                                                                                                                                                                                                                                                                                                                                                                                               





01 PORCH ROOF PLAN

SCALE: 1/4" = 1'-0"



Scope of Work:

COMPLETE NEW BUILD OF TOWNHOMES. (2) 5  
BEDROOM UNITS  
(1) 2 BEDROOM UNIT

General Notes:

- VERIFY ALL DIMENSIONS AND CALCULATIONS WITH A STRUCTURAL ENGINEER.
- ALL MEANS AND METHODS OF CONSTRUCTION, AT MINIMUM MUST MEET CODE, SHOULD BE COORDINATED WITH THE GC
- CABINETS TO BE DIMENSIONS, DESIGNED AND COORDINATED BY OTHERS
- PLUMBING DIMENSIONS ARE PENDING CABINET LAYOUTS, FIXTURE SELECTIONS/SPECS AND IN FIELD MEASUREMENT VERIFICATION

COUNTRY CLUB DRIVE TOWNHOUSES  
371 W. Country Club Dr.  
Bloomington, IN 47403

Table of Contents

A1.0	Elevation Plans	A4.2	Middle Unit Roof Plan
A1.1	Elevation Plans	A4.3	South Unit Roof Plan
A1.2	Elevation Plans	A5.0	First Floor Plumbing
A2	Foundation Plan / Details	A5.1	Second Floor Plumbing
A3.0	First Floor Plan	A5.2	Third Floor Plumbing
A3.1	Second Floor Plan	A6.0	First Floor Lighting
A3.2	Third Floor Plan	A6.1	Second Floor Lighting
A4.0	Porch Roof Plan	A6.2	Third Floor Lighting
A4.1	North Unit Roof Plan		

Square Feet Totals

	Unit 1	Unit 2	Unit 3
Garage	385 sf	N/A	385 sf
First Level	493 sf	570 sf	493 sf
Second Level	935 sf	570 sf	930 sf
Third Level	935 sf	N/A	930 sf
Total	2,748 sf	1,140 sf	2,698 sf

Lot Size	32,390 sf
Building Footprint	2,355 sf
Sidewalk & Driveway	3,428 sf
TOTAL Impervious Surface Area	5,443 sf
Impervious Area Percentage	16.9%


No.	Revision / Issue	Date
1	SITE PLAN	07.02.24
2	SITE PLAN #2	07.22.24
3		
4		
Project Phase CONSTRUCTION		Sheet No.  <b>A4.0</b>
Date 07.22.2024		
Drawn By: bloom design build		
Scale: Refer to Sheets		

KEY:

ROOF LINES

FRAMING WALL LINES

NOTE: THIRD FLOOR OF NORTH UNIT IS 9' CEILINGS



01 NORTH UNIT ROOF PLAN

SCALE: 1/4" = 1'-0"

Bloom

Design + Build

Design • Construction • Consulting

Scope of Work:

COMPLETE NEW BUILD OF TOWNHOMES. (2) 5 BEDROOM UNITS  
(1) 2 BEDROOM UNIT

General Notes:

- VERIFY ALL DIMENSIONS AND CALCULATIONS WITH A STRUCTURAL ENGINEER.
- ALL MEANS AND METHODS OF CONSTRUCTION, AT MINIMUM MUST MEET CODE, SHOULD BE COORDINATED WITH THE GC
- CABINETS TO BE DIMENSIONS, DESIGNED AND COORDINATED BY OTHERS
- PLUMBING DIMENSIONS ARE PENDING CABINET LAYOUTS, FIXTURE SELECTIONS/SPECS AND IN FIELD MEASUREMENT VERIFICATION

COUNTRY CLUB DRIVE TOWNHOUSES

371 W. Country Club Dr.  
Bloomington, IN 47403

Table of Contents			
A1.0 Elevation Plans	A4.2 Middle Unit Roof Plan		
A1.1 Elevation Plans	A4.3 South Unit Roof Plan		
A1.2 Elevation Plans	A5.0 First Floor Plumbing		
A2 Foundation Plan / Details	A5.1 Second Floor Plumbing		
A3.0 First Floor Plan	A5.2 Third Floor Plumbing		
A3.1 Second Floor Plan	A6.0 First Floor Lighting		
A3.2 Third Floor Plan	A6.1 Second Floor Lighting		
A4.0 Porch Roof Plan	A6.2 Third Floor Lighting		
A4.1 North Unit Roof Plan			
Square Feet Totals			
Garage	Unit 1	Unit 2	Unit 3
First Level	385 sf	N/A	385 sf
Second Level	493 sf	570 sf	493 sf
Third Level	935 sf	570 sf	910 sf
Total	2,748 sf	1,140 sf	2,698 sf
Lot Size			32,390 sf
Building Footprint			2,355 sf
Sidewalk & Driveway			3,428 sf
TOTAL Impervious Surface Area			5,443 sf
Impervious Area Percentage			16.9%

No.	Revision / Issue	Date
1	SITE PLAN	07.02.24
2	SITE PLAN #2	07.22.24
3		
4		
Project Phase CONSTRUCTION		Sheet No.  <b>A4.1</b>
Date 07.22.2024		
Drawn By: bloom design build		
Scale: Refer to Sheets		

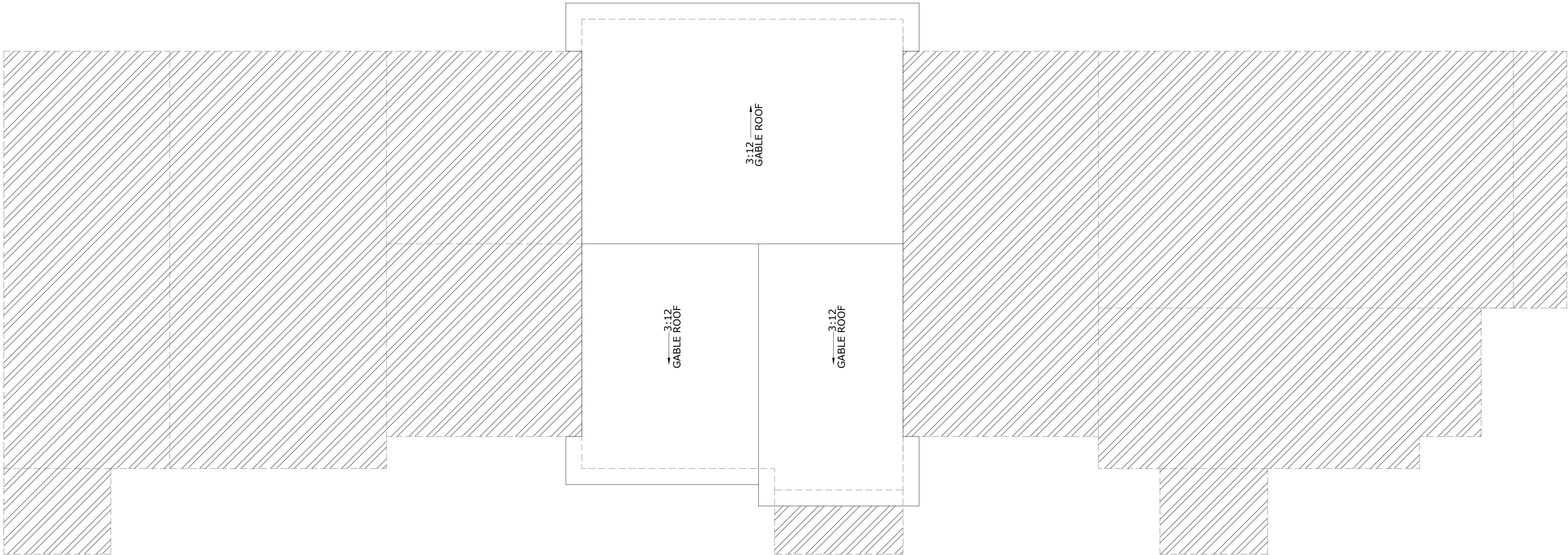


KEY:

ROOF LINES

FRAMING WALL LINES

NOTE: THIRD FLOOR OF NORTH UNIT IS 9' CEILINGS



01 MIDDLE UNIT ROOF PLAN

SCALE: ¼" = 1'-0"

Bloom

Design + Build

Design • Construction • Consulting

Scope of Work:

COMPLETE NEW BUILD OF TOWNHOMES. (2) 5 BEDROOM UNITS  
(1) 2 BEDROOM UNIT

General Notes:


- VERIFY ALL DIMENSIONS AND CALCULATIONS WITH A STRUCTURAL ENGINEER.
- ALL MEANS AND METHODS OF CONSTRUCTION, AT MINIMUM MUST MEET CODE, SHOULD BE COORDINATED WITH THE GC
- CABINETS TO BE DIMENSIONS, DESIGNED AND COORDINATED BY OTHERS
- PLUMBING DIMENSIONS ARE PENDING CABINET LAYOUTS, FIXTURE SELECTIONS/SPECS AND IN FIELD MEASUREMENT VERIFICATION

COUNTRY CLUB DRIVE TOWNHOUSES

371 W. Country Club Dr.  
Bloomington, IN 47403

Table of Contents		
A1.0 Elevation Plans	A4.2 Middle Unit Roof Plan	
A1.1 Elevation Plans	A4.3 South Unit Roof Plan	
A1.2 Elevation Plans	A5.0 First Floor Plumbing	
A2 Foundation Plan / Details	A5.1 Second Floor Plumbing	
A3.0 First Floor Plan	A5.2 Third Floor Plumbing	
A3.1 Second Floor Plan	A6.0 First Floor Lighting	
A3.2 Third Floor Plan	A6.1 Second Floor Lighting	
A4.0 Porch Roof Plan	A6.2 Third Floor Lighting	
A4.1 North Unit Roof Plan		
Square Feet Totals		
	Unit 1	Unit 2
Garage	385 sf	N/A
First Level	493 sf	570 sf
Second Level	935 sf	570 sf
Third Level	935 sf	N/A
Total	2,748 sf	1,140 sf
Lot Size		32,390 sf
Building Footprint		2,355 sf
Sidewalk & Driveway		3,728 sf
TOTAL Impervious Surface Area		5,443 sf
Impervious Area Percentage		16.9%

No.	Revision / Issue		Date
1	SITE PLAN		07.02.24
2	SITE PLAN #2		07.22.24
3			
4			
Project Phase			Sheet No.  <b>A4.2</b>
CONSTRUCTION			
Date			
07.22.2024			
Drawn By:			
bloom design build			
Scale:			
Refer to Sheets			



01 SOUTH UNIT ROOF PLAN

SCALE: 1/4" = 1'-0"



**Scope of Work:**  
COMPLETE NEW BUILD OF TOWNHOMES. (2) 5 BEDROOM UNITS  
(1) 2 BEDROOM UNIT

**General Notes:**

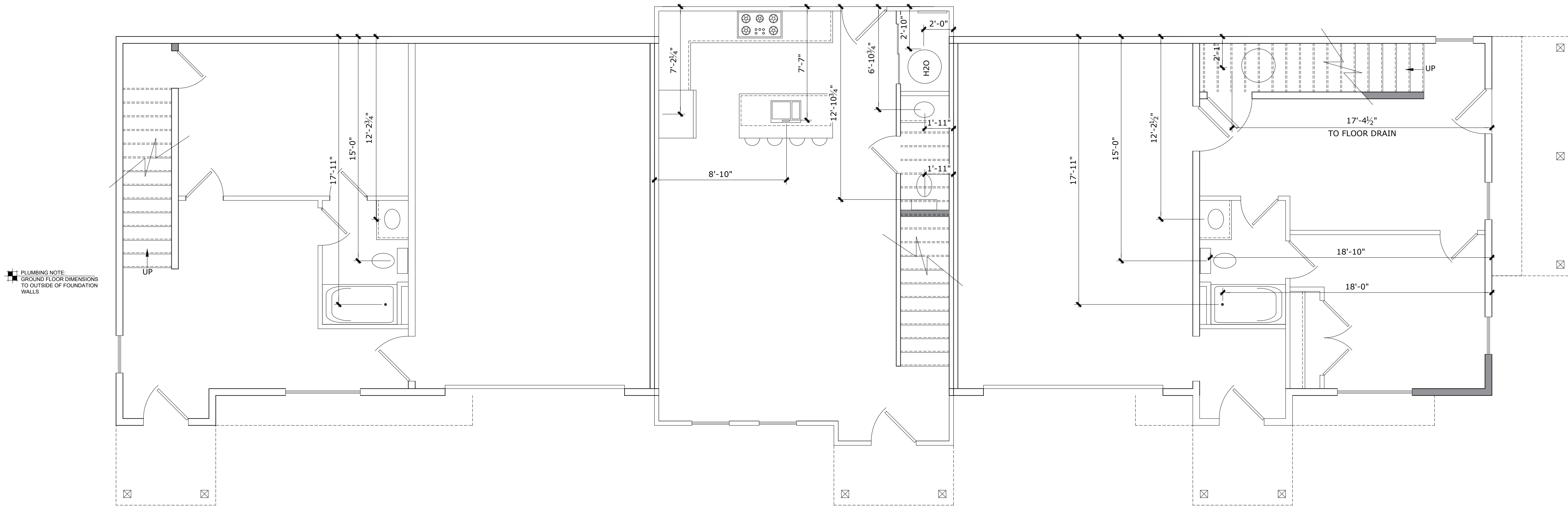
- VERIFY ALL DIMENSIONS AND CALCULATIONS WITH A STRUCTURAL ENGINEER.
- ALL MEANS AND METHODS OF CONSTRUCTION, AT MINIMUM MUST MEET CODE, SHOULD BE COORDINATED WITH THE GC
- CABINETS TO BE DIMENSIONS, DESIGNED AND COORDINATED BY OTHERS
- PLUMBING DIMENSIONS ARE PENDING CABINET LAYOUTS, FIXTURE SELECTIONS/SPECS AND IN FIELD MEASUREMENT VERIFICATION

COUNTRY CLUB DRIVE TOWNHOUSES  
371 W. Country Club Dr.  
Bloomington, IN 47403

Table of Contents		
A1.0 Elevation Plans	A4.2 Middle Unit Roof Plan	
A1.1 Elevation Plans	A4.3 South Unit Roof Plan	
A1.2 Elevation Plans	A5.0 First Floor Plumbing	
A2 Foundation Plan / Details	A5.1 Second Floor Plumbing	
A3.0 First Floor Plan	A5.2 Third Floor Plumbing	
A3.1 Second Floor Plan	A6.0 First Floor Lighting	
A3.2 Third Floor Plan	A6.1 Second Floor Lighting	
A4.0 Porch Roof Plan	A6.2 Third Floor Lighting	
A4.1 North Unit Roof Plan		
Square Feet Totals		
Garage	Unit 1	Unit 2
First Level	385 sf	N/A
Second Level	493 sf	385 sf
Third Level	570 sf	493 sf
Total	935 sf	570 sf
Lot Size	2,748 sf	1,140 sf
Building Footprint	2,355 sf	2,698 sf
Sidewalk & Driveway	3,428 sf	
TOTAL Impervious Surface Area	5,443 sf	
Impervious Area Percentage	16.9%	

No.	Revision / Issue	Date
1	SITE PLAN	07.02.24
2	SITE PLAN #2	07.22.24
3		
4		
Project Phase CONSTRUCTION		Sheet No.  <b>A4.3</b>
Date 07.22.2024		
Drawn By: bloom design build		
Scale: Refer to Sheets		





01 FIRST FLOOR

SCALE: 1/4" = 1'-0"

**Scope of Work:**  
COMPLETE NEW BUILD OF TOWNHOMES. (2) 5  
BEDROOM UNITS  
(1) 2 BEDROOM UNIT

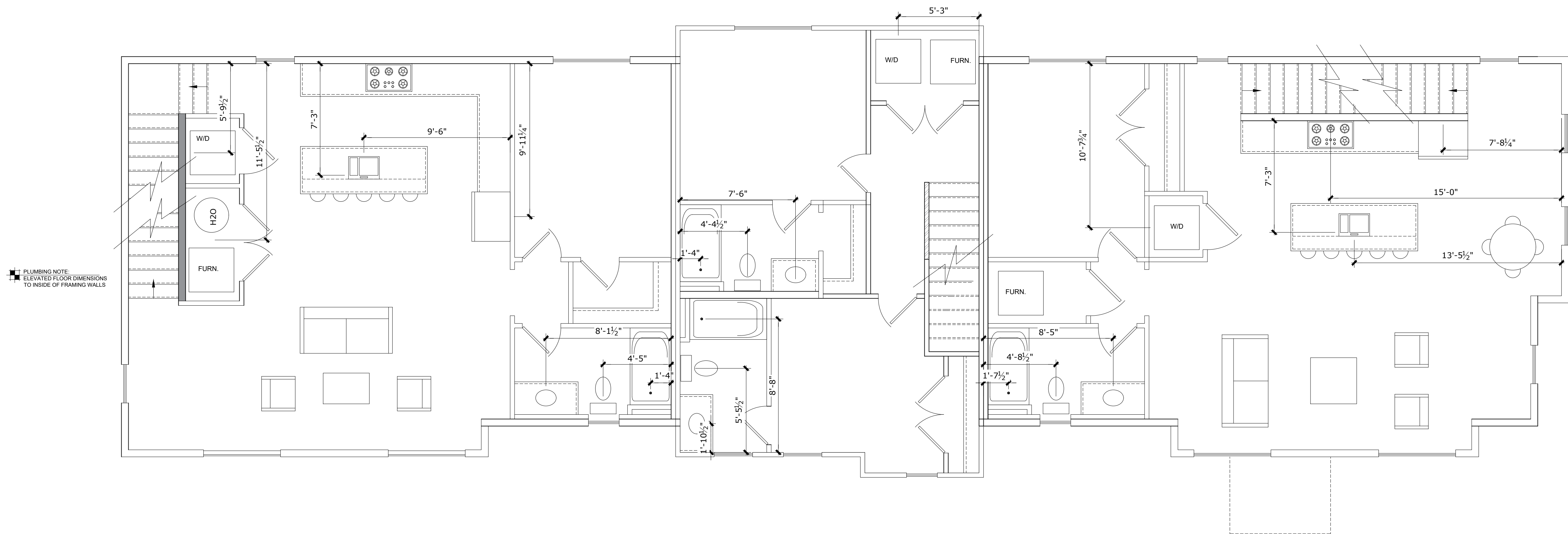
**General Notes:**

- VERIFY ALL DIMENSIONS AND CALCULATIONS WITH A STRUCTURAL ENGINEER.
- ALL MEANS AND METHODS OF CONSTRUCTION, AT MINIMUM MUST MEET CODE, SHOULD BE COORDINATED WITH THE GC
- CABINETS TO BE DIMENSIONS, DESIGNED AND COORDINATED BY OTHERS
- PLUMBING DIMENSIONS ARE PENDING CABINET LAYOUTS, FIXTURE SELECTIONS/SPECS AND IN FIELD MEASUREMENT VERIFICATION

COUNTRY CLUB DRIVE TOWNHOUSES  
371 W. Country Club Dr.  
Bloomington, IN 47403

Table of Contents			
A1.0 Elevation Plans	A4.2 Middle Unit Roof Plan		
A1.1 Elevation Plans	A4.3 South Unit Roof Plan		
A1.2 Elevation Plans	A5.0 First Floor Plumbing		
A2 Foundation Plan / Details	A5.1 Second Floor Plumbing		
A3.0 First Floor Plan	A5.2 Third Floor Plumbing		
A3.1 Second Floor Plan	A6.0 First Floor Lighting		
A3.2 Third Floor Plan	A6.1 Second Floor Lighting		
A4.0 Porch Roof Plan	A6.2 Third Floor Lighting		
A4.1 North Unit Roof Plan			
Square Feet Totals			
Garage	Unit 1	Unit 2	Unit 3
First Level	385 sf	N/A	385 sf
Second Level	493 sf	570 sf	493 sf
Third Level	935 sf	570 sf	930 sf
Total	2,748 sf	1,140 sf	2,698 sf
Lot Size	32,390 sf		
Building Footprint	2,355 sf		
Sidewalks & Driveway	3,428 sf		
TOTAL Impervious Surface Area	5,443 sf		
Impervious Area Percentage	16.9%		

No.	Revision / Issue	Date
1	SITE PLAN	07.02.24
2	SITE PLAN #2	07.22.24
3		
4		
Project Phase CONSTRUCTION		Sheet No.                                                                                                                                                                                                                                                                                                                                                                                                                                                                                                                                                                                                                                                                                                                                                                                                                                                                                                                                                                                                                                                                                                                                                                                                                                                                                                                                                                                                                                                                                                                                                                                                                                                                                                                                                                                                                                                                                                                                                                                                                                                                                                                                                                                                                                                                                                                                                                                                                                                                                                                                                                                                                                                                                                                                                                                                                                                                                                                                                                                 <



## 01 SECOND FLOOR

SCALE: 1/4" = 1'-0"

### Scope of Work:

COMPLETE NEW BUILD OF TOWNHOMES. (2) 5  
BEDROOM UNITS  
(1) 2 BEDROOM UNIT

### General Notes:

- VERIFY ALL DIMENSIONS AND CALCULATIONS WITH A STRUCTURAL ENGINEER.
- ALL MEANS AND METHODS OF CONSTRUCTION, AT MINIMUM MUST MEET CODE, SHOULD BE COORDINATED WITH THE GC
- CABINETS TO BE DIMENSIONS, DESIGNED AND COORDINATED BY OTHERS
- PLUMBING DIMENSIONS ARE PENDING CABINET LAYOUTS, FIXTURE SELECTIONS/SPECS AND IN FIELD MEASUREMENT VERIFICATION

# COUNTRY CLUB DRIVE TOWNHOUSES

371 W. Country Club Dr.  
Bloomington, IN 47403

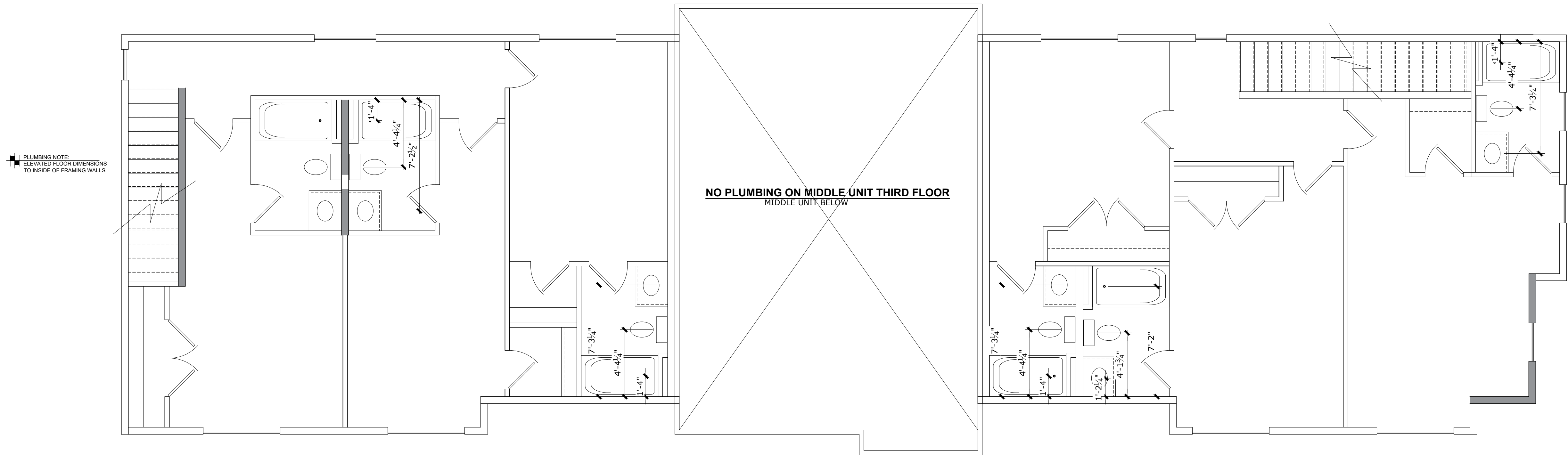
### Table of Contents

A1.0	Elevation Plans	A4.2	Middle Unit Roof Plan
A1.1	Elevation Plans	A4.3	South Unit Roof Plan
A1.2	Elevation Plans	A5.0	First Floor Plumbing
A2	Foundation Plan / Details	A5.1	Second Floor Plumbing
A3.0	First Floor Plan	A5.2	Third Floor Plumbing
A3.1	Second Floor Plan	A6.0	First Floor Lighting
A3.2	Third Floor Plan	A6.1	Second Floor Lighting
A4.0	Porch Roof Plan	A6.2	Third Floor Lighting
A4.1	North Unit Roof Plan		

### Square Feet Totals

	Unit 1	Unit 2	Unit 3
Garage	385 sf	N/A	385 sf
First Level	493 sf	570 sf	493 sf
Second Level	935 sf	570 sf	930 sf
Third Level	935 sf	N/A	930 sf
Total	2,748 sf	1,140 sf	2,698 sf
Lot Size			32,390 sf
Building Footprint			2,355 sf
Sidewalk & Driveway			3,728 sf
TOTAL Impervious Surface Area			5,443 sf
Impervious Area Percentage			16.9%

No.	Revision / Issue	Date
1	SITE PLAN	07.02.24
2	SITE PLAN #2	07.22.24
3		
4		
Project Phase CONSTRUCTION		Sheet No.                                                                                                                                                                                                                                                                                                                                                                                                                                                                                                                                                                                                                                                                                                                                                                                                                                                                                                                                                                                                                                                                                                                                                                                                                                                                                                                                                                                                                                                                                                                                                                                                                                                                                                                                                                                                                                                                                                                                                                                                                                                                                                                                                                                                                                                                                                                                                                                                                                                                                                                                                                                                                                                                                                                                                                                                                                                                                                                                                                             <



## 01 THIRD FLOOR

SCALE: 1/4" = 1'-0"

### Scope of Work:

COMPLETE NEW BUILD OF TOWNHOMES. (2) 5  
BEDROOM UNITS  
(1) 2 BEDROOM UNIT

### General Notes:

- VERIFY ALL DIMENSIONS AND CALCULATIONS WITH A STRUCTURAL ENGINEER.
- ALL MEANS AND METHODS OF CONSTRUCTION, AT MINIMUM MUST MEET CODE, SHOULD BE COORDINATED WITH THE GC
- CABINETS TO BE DIMENSIONS, DESIGNED AND COORDINATED BY OTHERS
- PLUMBING DIMENSIONS ARE PENDING CABINET LAYOUTS, FIXTURE SELECTIONS/SPECS AND IN FIELD MEASUREMENT VERIFICATION

# COUNTRY CLUB DRIVE TOWNHOUSES

371 W. Country Club Dr.  
Bloomington, IN 47403

### Table of Contents

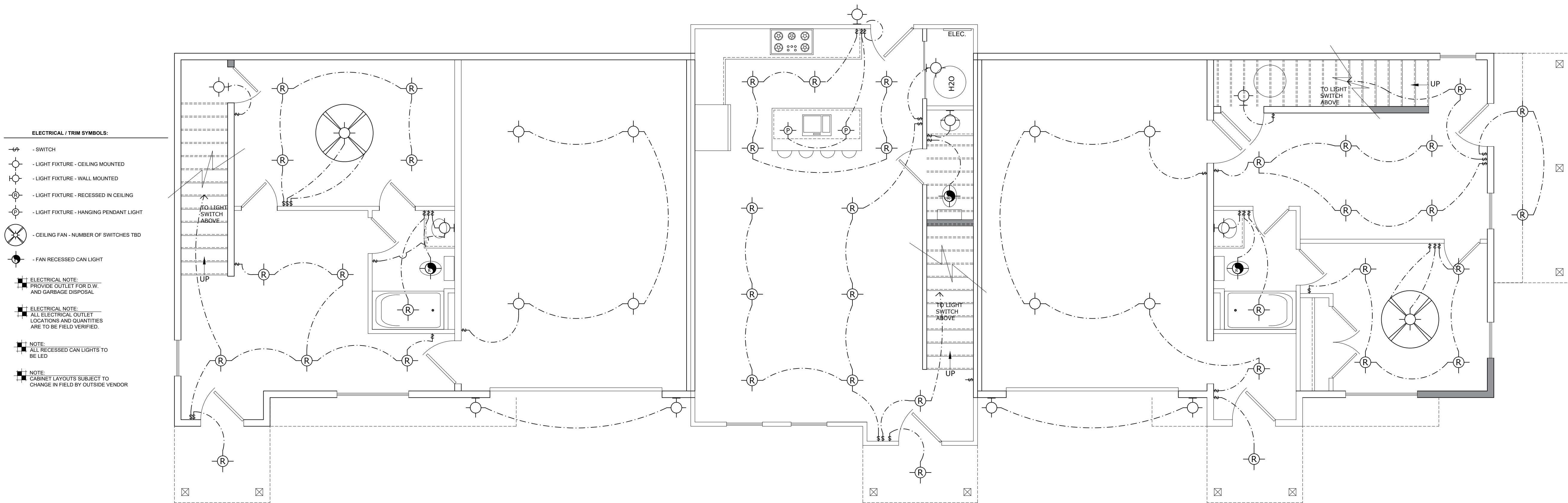
A1.0	Elevation Plans	A4.2	Middle Unit Roof Plan
A1.1	Elevation Plans	A4.3	South Unit Roof Plan
A1.2	Elevation Plans	A5.0	First Floor Plumbing
A2	Foundation Plan / Details	A5.1	Second Floor Plumbing
A3.0	First Floor Plan	A5.2	Third Floor Plumbing
A3.1	Second Floor Plan	A6.0	First Floor Lighting
A3.2	Third Floor Plan	A6.1	Second Floor Lighting
A4.0	Porch Roof Plan	A6.2	Third Floor Lighting
A4.1	North Unit Roof Plan		

### Square Feet Totals

	Unit 1	Unit 2	Unit 3
Garage	385 sf	N/A	385 sf
First Level	493 sf	570 sf	493 sf
Second Level	935 sf	570 sf	930 sf
Third Level	935 sf	N/A	930 sf
Total	2,748 sf	1,140 sf	2,698 sf
Lot Size			32,390 sf
Building Footprint			2,355 sf
Sidewalk & Driveway			3,728 sf
TOTAL Impervious Surface Area			5,443 sf
Impervious Area Percentage			16.9%

No.	Revision / Issue	Date
1	SITE PLAN	07.02.24
2	SITE PLAN #2	07.22.24
3		
4		
Project Phase CONSTRUCTION		Sheet No. <b>A5.2</b>
Date 07.22.2024		
Drawn By: bloom design build		
Scale: Refer to Sheets		





## 01 FIRST FLOOR

SCALE: 1/4" = 1'-0"

### Scope of Work:

COMPLETE NEW BUILD OF TOWNHOMES. (2) 5 BEDROOM UNITS  
(1) 2 BEDROOM UNIT

### General Notes:

- VERIFY ALL DIMENSIONS AND CALCULATIONS WITH A STRUCTURAL ENGINEER.
- ALL MEANS AND METHODS OF CONSTRUCTION, AT MINIMUM MUST MEET CODE, SHOULD BE COORDINATED WITH THE GC
- CABINETS TO BE DIMENSIONS, DESIGNED AND COORDINATED BY OTHERS
- PLUMBING DIMENSIONS ARE PENDING CABINET LAYOUTS, FIXTURE SELECTIONS/SPECS AND IN FIELD MEASUREMENT VERIFICATION

# COUNTRY CLUB DRIVE TOWNHOUSES

371 W. Country Club Dr.  
Bloomington, IN 47403

### Table of Contents

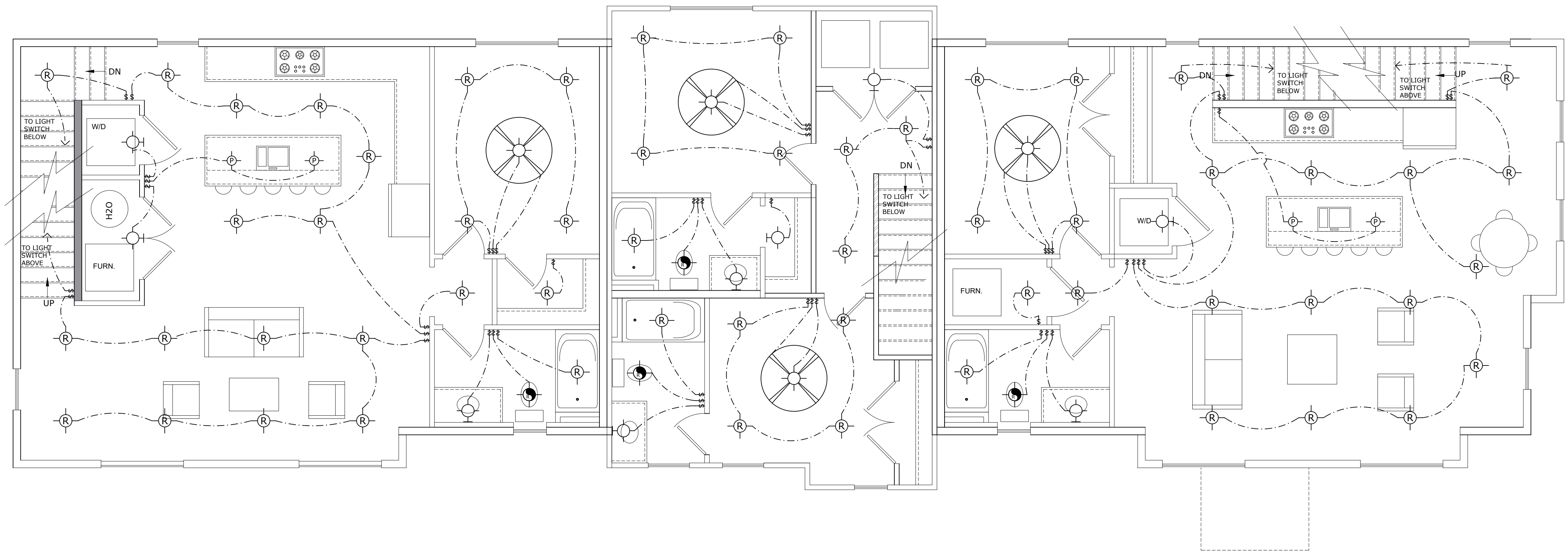
A1.0 Elevation Plans	A4.2 Middle Unit Roof Plan
A1.1 Elevation Plans	A4.3 South Unit Roof Plan
A1.2 Elevation Plans	A5.0 First Floor Plumbing
A2 Foundation Plan / Details	A5.1 Second Floor Plumbing
A3.0 First Floor Plan	A5.2 Third Floor Plumbing
A3.1 Second Floor Plan	A6.0 First Floor Lighting
A3.2 Third Floor Plan	A6.1 Second Floor Lighting
A4.0 Porch Roof Plan	A6.2 Third Floor Lighting
A4.1 North Unit Roof Plan	

### Square Feet Totals

	Unit 1	Unit 2	Unit 3
Garage	385 sf	N/A	385 sf
First Level	493 sf	570 sf	493 sf
Second Level	935 sf	570 sf	930 sf
Third Level	935 sf	N/A	930 sf
Total	2,748 sf	1,140 sf	2,698 sf
Lot Size			32,390 sf
Building Footprint			2,355 sf
Sidewalk & Driveway			3,728 sf
TOTAL Impervious Surface Area			5,443 sf
Impervious Area Percentage			16.9%

No.	Revision / Issue	Date
1	SITE PLAN	07.02.24
2	SITE PLAN #2	07.22.24
3		
4		
Project Phase CONSTRUCTION		Sheet No.                                                                                                                                                                                                                                                                                                                                                                                                                                                                                                                                                                                                                                                                                                                                                                                                                                                                                                                                                                                                                                                                                                                                                                                                                                                                                                                                                                                                                                                                                                                                                                                                                                                                                                                                                                                                                                                                                                                                                                                                                                                                                                                                                                                                                                                                                                                                                                                                                                                                                                                                                                                                                                                                                                                                                                                                            





01 SECOND FLOOR

SCALE: 1/4" = 1'-0"



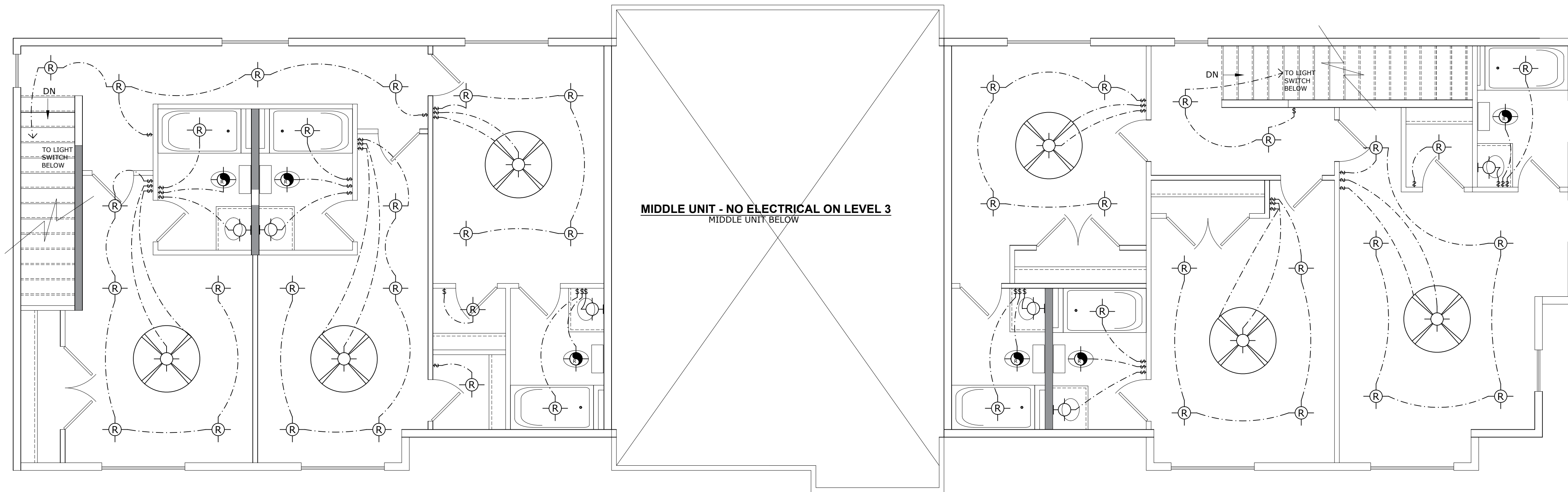
Scope of Work:  
COMPLETE NEW BUILD OF TOWNHOMES. (2) 5 BEDROOM UNITS  
(1) 2 BEDROOM UNIT

General Notes:  
- VERIFY ALL DIMENSIONS AND CALCULATIONS WITH A STRUCTURAL ENGINEER.  
- ALL MEANS AND METHODS OF CONSTRUCTION, AT MINIMUM MUST MEET CODE, SHOULD BE COORDINATED WITH THE GC  
- CABINETS TO BE DIMENSIONS, DESIGNED AND COORDINATED BY OTHERS  
- PLUMBING DIMENSIONS ARE PENDING CABINET LAYOUTS, FIXTURE SELECTIONS/SPECS AND IN FIELD MEASUREMENT VERIFICATION

COUNTRY CLUB DRIVE TOWNHOUSES  
371 W. Country Club Dr.  
Bloomington, IN 47403

Table of Contents		
A1.0 Elevation Plans	A4.2 Middle Unit Roof Plan	
A1.1 Elevation Plans	A4.3 South Unit Roof Plan	
A1.2 Elevation Plans	A5.0 First Floor Plumbing	
A2 Foundation Plan / Details	A5.1 Second Floor Plumbing	
A3.0 First Floor Plan	A5.2 Third Floor Plumbing	
A3.1 Second Floor Plan	A6.0 First Floor Lighting	
A3.2 Third Floor Plan	A6.1 Second Floor Lighting	
A4.0 Porch Roof Plan	A6.2 Third Floor Lighting	
A4.1 North Unit Roof Plan		
Square Feet Totals		
Garage	Unit 1	Unit 2
First Level	385 sf	N/A
Second Level	493 sf	570 sf
Third Level	935 sf	570 sf
Total	2,748 sf	1,140 sf
Lot Size		32,390 sf
Building Footprint		2,355 sf
Sidewalk & Driveway		3,728 sf
TOTAL Impervious Surface Area		5,443 sf
Impervious Area Percentage		16.9%

No.	Revision / Issue	Date
1	SITE PLAN	07.02.24
2	SITE PLAN #2	07.22.24
3		
4		
Project Phase CONSTRUCTION		Sheet No.
Date 07.22.2024		A6.1
Drawn By: bloom design build		
Scale: Refer to Sheets		



01 THIRD FLOOR

SCALE: 1/4" = 1'-0"

Scope of Work:

COMPLETE NEW BUILD OF TOWNHOMES. (2) 5  
BEDROOM UNITS  
(1) 2 BEDROOM UNIT

General Notes:

- VERIFY ALL DIMENSIONS AND CALCULATIONS WITH A STRUCTURAL ENGINEER.
- ALL MEANS AND METHODS OF CONSTRUCTION, AT MINIMUM MUST MEET CODE, SHOULD BE COORDINATED WITH THE GC
- CABINETS TO BE DIMENSIONS, DESIGNED AND COORDINATED BY OTHERS
- PLUMBING DIMENSIONS ARE PENDING CABINET LAYOUTS, FIXTURE SELECTIONS/SPECS AND IN FIELD MEASUREMENT VERIFICATION

COUNTRY CLUB DRIVE TOWNHOUSES  
371 W. Country Club Dr.  
Bloomington, IN 47403

Table of Contents

A1.0	Elevation Plans	A4.2	Middle Unit Roof Plan
A1.1	Elevation Plans	A4.3	South Unit Roof Plan
A1.2	Elevation Plans	A5.0	First Floor Plumbing
A2	Foundation Plan / Details	A5.1	Second Floor Plumbing
A3.0	First Floor Plan	A5.2	Third Floor Plumbing
A3.1	Second Floor Plan	A6.0	First Floor Lighting
A3.2	Third Floor Plan	A6.1	Second Floor Lighting
A4.0	Porch Roof Plan	A6.2	Third Floor Lighting
A4.1	North Unit Roof Plan		

Square Feet Totals

	Unit 1	Unit 2	Unit 3
Garage	385 sf	N/A	385 sf
First Level	493 sf	570 sf	493 sf
Second Level	935 sf	570 sf	930 sf
Third Level	935 sf	N/A	930 sf
Total	2,748 sf	1,140 sf	2,698 sf

Lot Size	32,390 sf
Building Footprint	2,355 sf
Sidewalk & Driveway	3,428 sf
TOTAL Impervious Surface Area	5,443 sf
Impervious Area Percentage	16.9%

No.	Revision / Issue	Date
1	SITE PLAN	07.02.24
2	SITE PLAN #2	07.22.24
3		
4		

Project Phase CONSTRUCTION	Sheet No. <b>A6.2</b>
Date 07.22.2024	
Drawn By: bloom design build	
Scale: Refer to Sheets	



**SIGN NOTE**  
- PROTECT ANY EXISTING SIGNS AND ENSURE IT'S NOT BLOCKED BY NEW STREET TREE

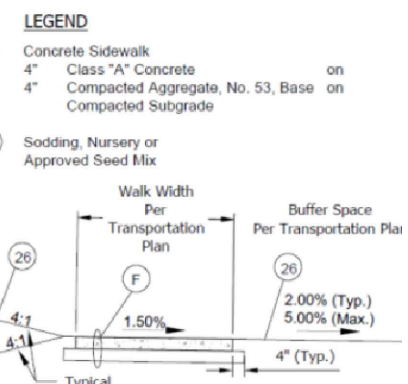
**SIDEWALK NOTE:**  
- ANY PORTION OF EXISTING CURB AND GUTTER DISTURBED DURING DEMOLITION OF SIDE WALK MUST BE REPLACED PER INDOT COMBINED CONCRETE CURB AND GUTTER DETAIL  
- PEDESTRIAN ACCESS EASEMENT TO BE RECORDED AFTER SIDEWALK COMPLETION

**TREE PLOT**  
- PLANT NEW STREET TREES NO GREATER THAN 30' FROM CENTERLINE OF TREES and 4' NORTH FROM THE EDGE OF THE SIDEWALK  
- THREE STREET TREE SPECIES TO BE WHITE OAK (QUERCUS ALBA)  
- TREES ARE 2" MINIMUM CALIPER SIZE  
- TREE WORK PERMIT IS REQUIRED FOR STREET TREE PLANTING IN ROW TREE PLOT  
- IF THE HORIZONTAL SEPARATION OF THE STREET TREES FROM THE OVERHEAD WIRES CANNOT BE ACCOMMODATE LARGE STREET TRESS THEN 2 MEDIUM OR SMALL TREES ARE REQUIRED FOR EACH 30', RESULTING IN A TOTAL OF 22 MEDIUM OR SMALL STREET TREES  
- LARGE CANOPY TREES, IF APPLICABLE, SHALL BE PLANTED AT LEAST 10 FEET FROM PUBLIC SEWER, WATER, SERVICE LINES AND NATURAL GAS LINES. MEDIUM AND SMALL TREES SHALL BE PLANTED AT LEAST 5 FEET FROM PUBLIC SANITARY SEWER, WATER, SERVICE LINES AND NATURAL GAS LINES.

**GENERAL NOTE:**  
- WORK IN THE PUBLIC RIGHT-OF-WAY REQUIRES A ROW USE PERMIT FROM THE CITY OF BLOOMINGTON ENGINEERING DEPARTMENT  
- GROUND COVER WILL BE SEED AND STRAW WITH KENTUCKY BLUEGRASS

## 01 PROPOSED SITE PLAN

SCALE: 1/8" = 1'-0"



Concrete Sidewalk  
**DETAIL 001**

### Scope of Work:

COMPLETE NEW BUILD OF TOWNHOMES. (2) 5 BEDROOM UNITS  
(1) 2 BEDROOM UNIT

### General Notes:

- VERIFY ALL DIMENSIONS AND CALCULATIONS WITH A STRUCTURAL ENGINEER.
- ALL MEANS AND METHODS OF CONSTRUCTION, AT MINIMUM MUST MEET CODE, SHOULD BE COORDINATED WITH THE GC
- CABINETS TO BE DIMENSIONS, DESIGNED AND COORDINATED BY OTHERS
- PLUMBING DIMENSIONS ARE PENDING CABINET LAYOUTS, FIXTURE SELECTIONS/SPECS AND IN FIELD MEASUREMENT VERIFICATION

# COUNTRY CLUB DRIVE TOWNHOUSES

371 W. Country Club Dr.  
Bloomington, IN 47403

### Table of Contents

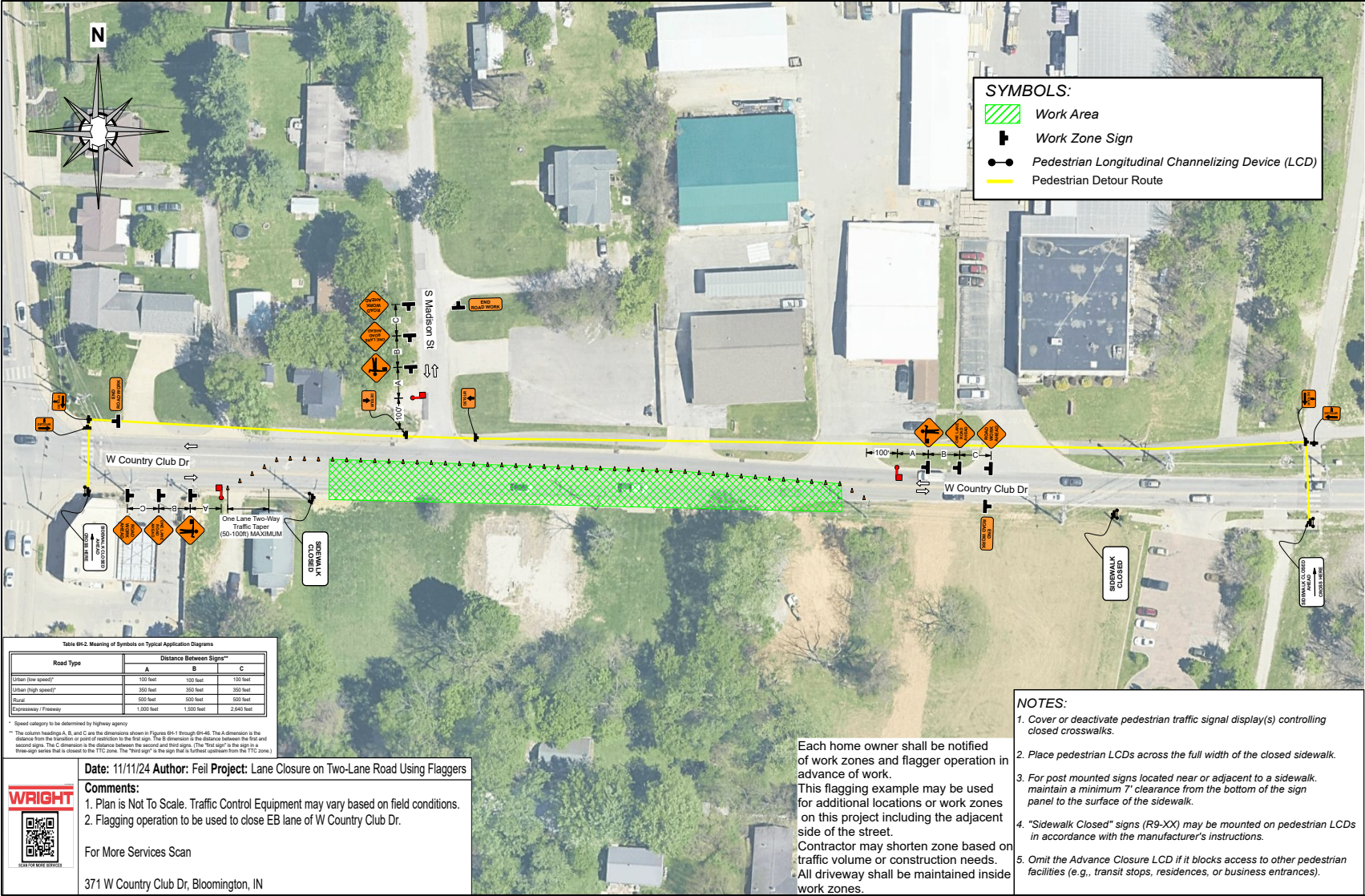
A1.0	Elevation Plans	A4.2	Middle Unit Roof Plan
A1.1	Elevation Plans	A4.3	South Unit Roof Plan
A1.2	Elevation Plans	A5.0	First Floor Plumbing
A2	Foundation Plan / Details	A5.1	Second Floor Plumbing
A3.0	First Floor Plan	A5.2	Third Floor Plumbing
A3.1	Second Floor Plan	A6.0	First Floor Lighting
A3.2	Third Floor Plan	A6.1	Second Floor Lighting
A4.0	Porch Roof Plan	A6.2	Third Floor Lighting
A4.1	North Unit Roof Plan		

### Square Feet Totals

	Unit 1	Unit 2	Unit 3
Garage	385 sf	N/A	385 sf
First Level	493 sf	570 sf	493 sf
Second Level	935 sf	570 sf	930 sf
Third Level	935 sf	N/A	930 sf
Total	2,748 sf	1,140 sf	2,698 sf
Lot Size			32,390 sf
Building Footprint			2,355 sf
Sidewalk & Driveway			3,428 sf
TOTAL Impervious Surface Area			5,443 sf
Impervious Area Percentage			16.9%

No.	Revision / Issue	Date
1	SITE PLAN	07.02.24
2	SITE PLAN #2	07.22.24
3		
4		
Project Phase CONSTRUCTION		Sheet No.  <b>SITE</b>
Date 07.22.2024		
Drawn By: bloom design build		
Scale: Refer to Sheets		





Date: 11/11/24 Author: Feil Project: Lane Closure on Two-Lane Road Using Flaggers

Comments:

- Plan is Not To Scale. Traffic Control Equipment may vary based on field conditions.
- Flagging operation to be used to close EB lane of W Country Club Dr.

For More Services Scan

371 W Country Club Dr, Bloomington, IN

Each home owner shall be notified of work zones and flagger operation in advance of work.  
This flagging example may be used for additional locations or work zones on this project including the adjacent side of the street.  
Contractor may shorten zone based on traffic volume or construction needs.  
All driveway shall be maintained inside work zones.







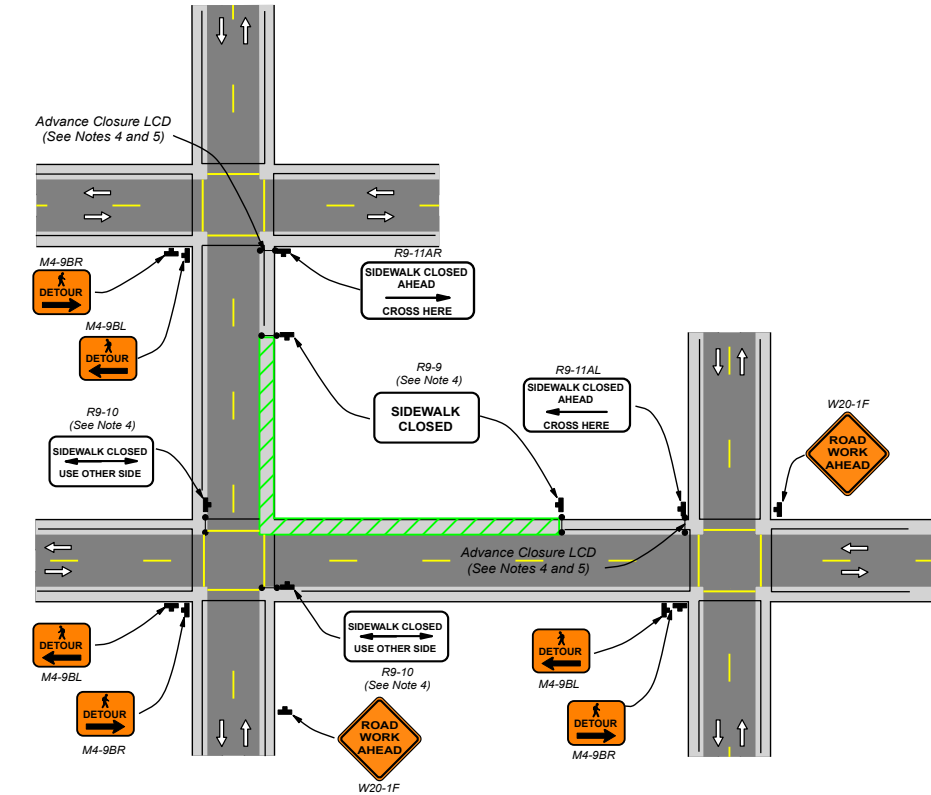
# Example

## NOTES:

1. Cover or deactivate pedestrian traffic signal display(s) controlling closed crosswalks.
2. Place pedestrian LCDs across the full width of the closed sidewalk.
3. For post mounted signs located near or adjacent to a sidewalk, maintain a minimum 7' clearance from the bottom of the sign panel to the surface of the sidewalk.
4. "Sidewalk Closed" signs (R9-XX) may be mounted on pedestrian LCDs in accordance with the manufacturer's instructions.
5. Omit the Advance Closure LCD if it blocks access to other pedestrian facilities (e.g., transit stops, residences, or business entrances).

## SYMBOLS:

-  Work Area
-  Work Zone Sign
-  Pedestrian Longitudinal Channelizing Device (LCD)
-  Lane Identification and Direction of Traffic





## Board of Public Works Staff Report


---

<b>Project/Event:</b>	Sidewalk Closure for Building Trades Park Improvements
<b>Staff Representative:</b>	Alex Gray
<b>Petitioner/Representative:</b>	Mike Brinson, Reed & Sons
<b>Date:</b>	March 25 <sup>th</sup> , 2025

---

**Report:** Reed and Sons is working with the Parks Department to perform upgrades to the Building Trades Park off of W Howe St and are requesting a sidewalk closure between S Fairview St and S Maple St to complete this work. This will include improvements to the sidewalk and driveway entrance into the Building Trades Park from Howe St. The closure will be in place from April 1st, 2025 to June 30th, 2025. Staff discussed with Reed & Sons if a sidewalk diversion could be utilized at the location, but the work would interfere with access to the areas of work and was deemed not a valid option.





DETOUR

DETOUR

W Howe St

W Howe St

W Howe St

DETOUR

SIDEWALK CLOSED

DETOUR

SIDEWALK CLOSED

717

Google

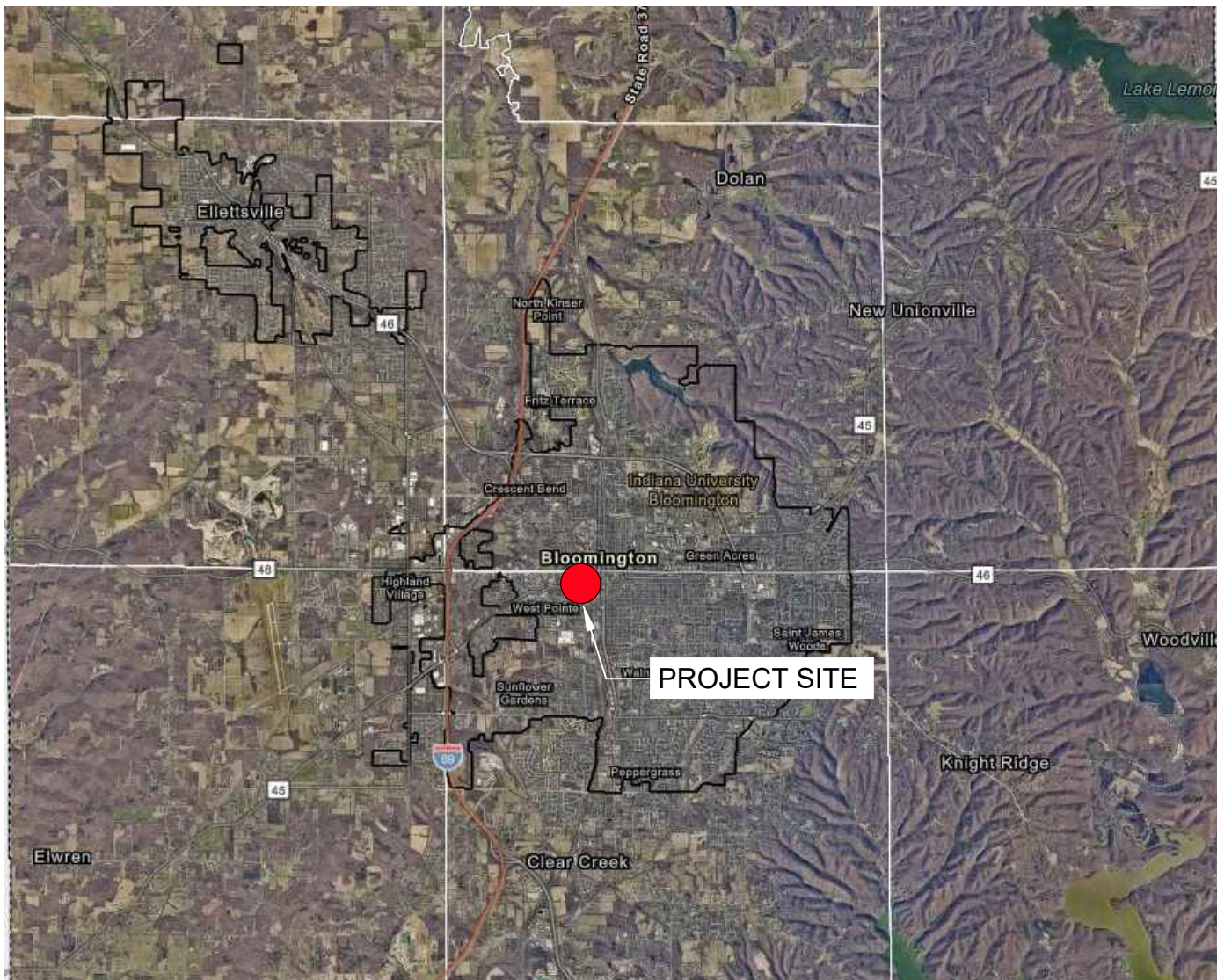
Layers



# CONSTRUCTION PLANS FOR: Building Trades Park - Phase 1

City of Bloomington  
Permitting Documents

March 03, 2025



VICINITY MAP



LOCATION MAP



Project Rendering

## SHEET INDEX

- G100 Cover Sheet, Location & Sheet Index
- S-1 Survey
- EC100 Erosion Control & Tree Protection Plan
- D100 Site Demolition
- L100 Site Layout
- C100 Site Grading & Drainage
- L300 Site Details
- L301 Site Details

## PROJECT TEAM

OWNER :


City of Bloomington Parks & Recreation  
401 N Morton St #250  
Bloomington, IN 47404

LANDSCAPE ARCHITECT:

Mader Design LLC  
302 Main St.  
Beech Grove, Indiana 46107

PERMIT SET		
revision:	date:	description:
△	11/27/24	ADDENDUM 1
△	02/03/25	Rev for Permitting
△	03/03/25	Rev for Permitting

date:	03.03.2025
drawn by:	KB/JT/NB
checked by:	JM/JT



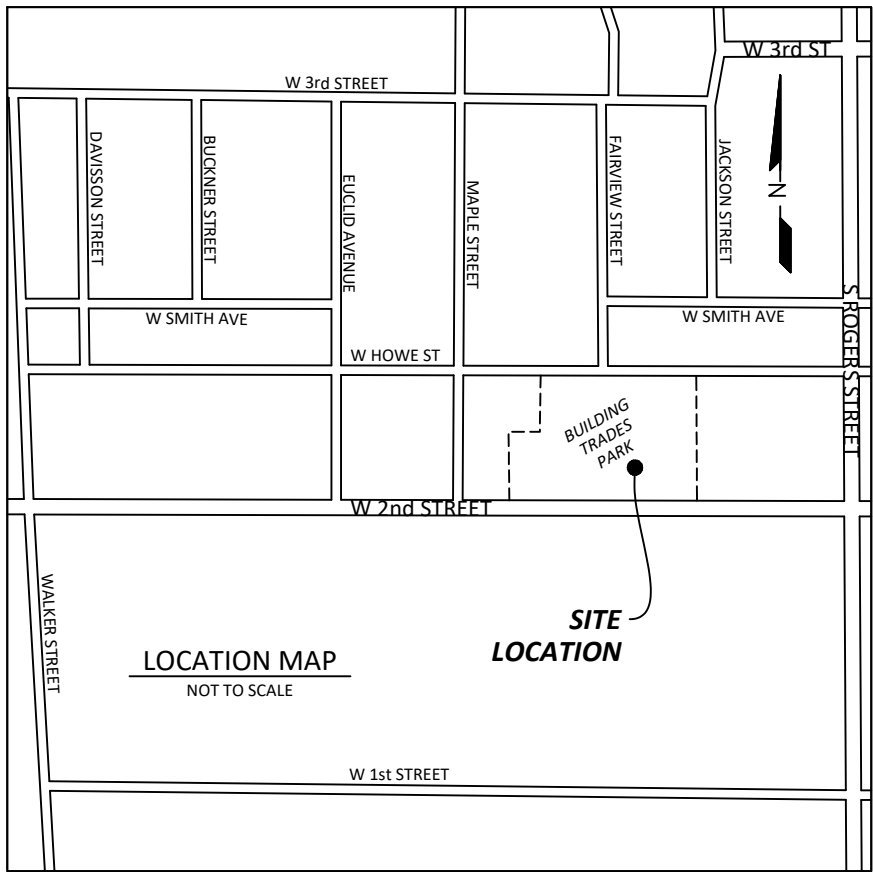
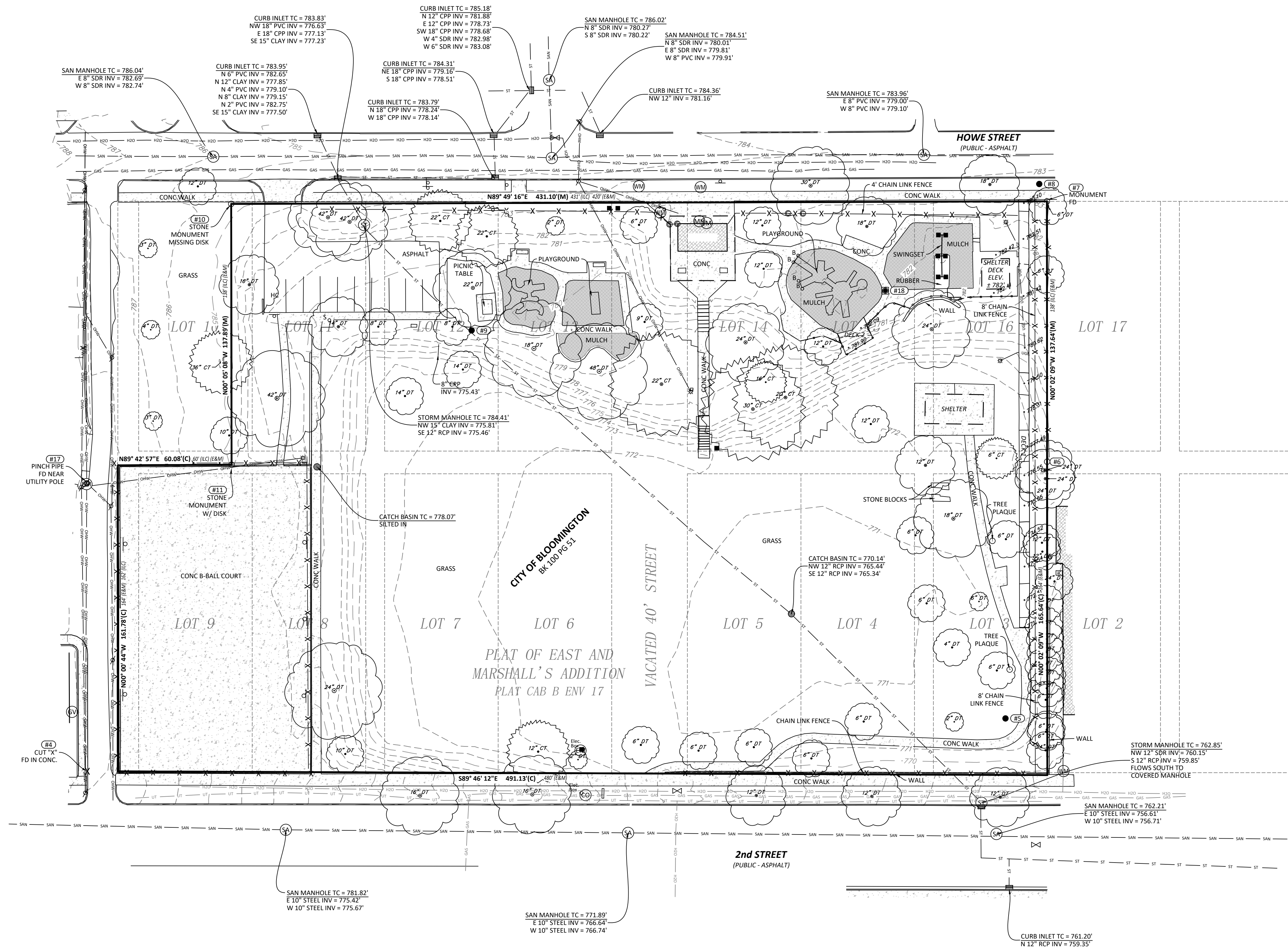
Landscape Architect is the author and owner of these drawings and specifications. They shall be used solely for the purposes of this project and shall not be used for any other Project or Work without expressed permission of the Landscape Architect.

## COVER SHEET AND SHEET INDEX





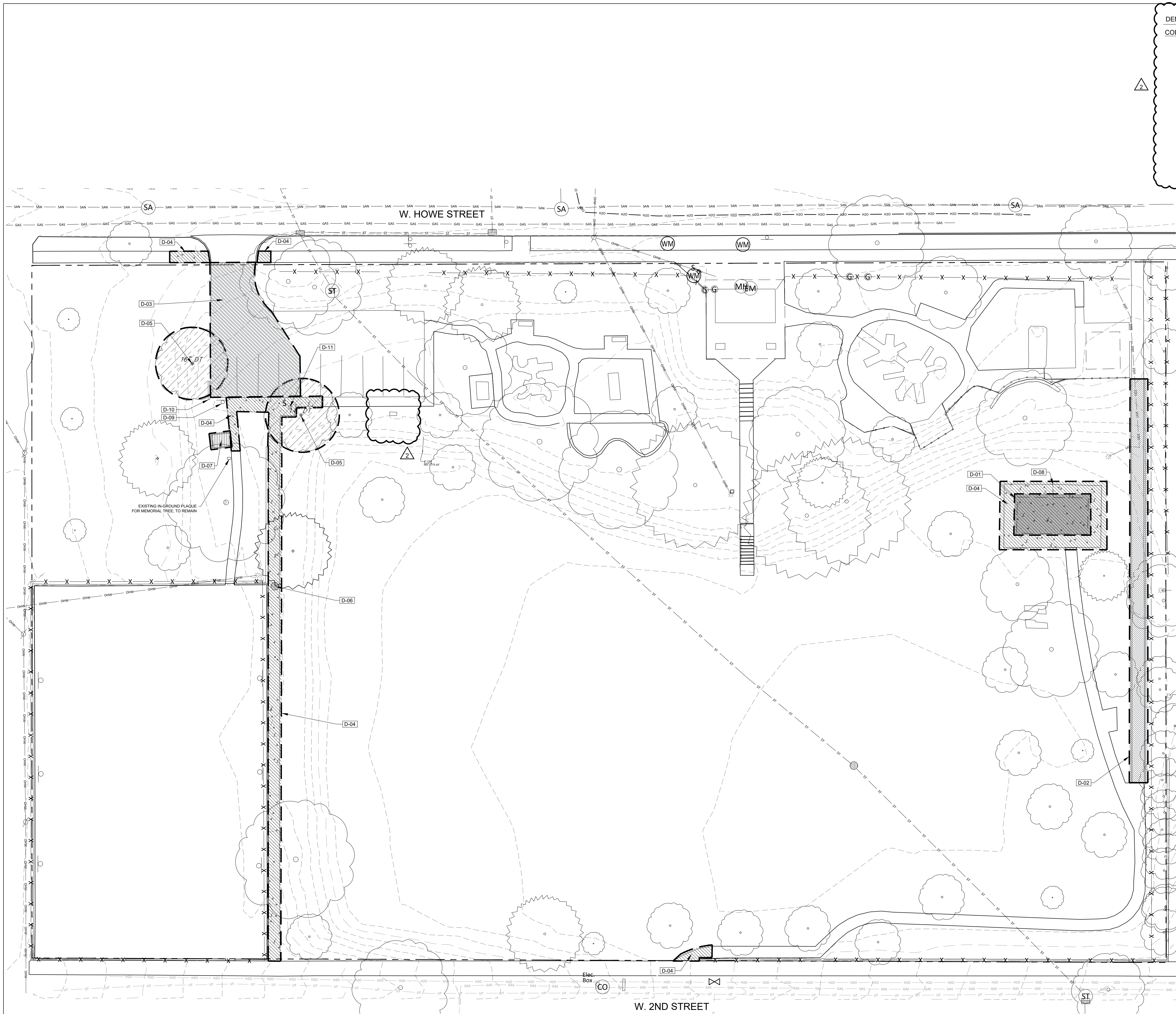
TOPOGRAPHIC SURVEY  
A PART OF THE NORTHEAST QUARTER OF  
SECTION 5, T8N, R1W  
MONROE COUNTY, INDIANA.



LEGEND:

YARD LIGHT	FENCE	FD AXLE
LIGHT POLE	GUARDRAIL	FD BRASS DISK
SIGNAL POLE	OVERHEAD WIRES	FD COT GIN SPDL
UTILITY POLE	UNDER ELEC.	FD CHISELED X
GUY WIRE	GAS LINE	SET CHISELED X
CATCH BASIN	SAN	SET DRILL HOLE
CURB INLET	STORM SEWER LINE	FD HARRISON MON.
ELECTRIC MH	EXISTING WATER LINE	SET HUB/TACK
R.O. W. MON.	CHILLED WATER LINE	FD REBAR
MANHOLE	SIGN	SET REBAR
PHONE MH	R.O. W. MON.	FD MAG NAIL
SANITARY MH	MONITORING WELL	SET MAG NAIL
SIGNAL MH	BOLLARD	FD NAIL
STEAM MH	BORE HOLE	SET NAIL
STORM MH	DOWNPOUT	FD PIPE
WATER METER	GATE POST	FD RR SPIKE
ELEC. METER	POLE	SET RR SPIKE
CLEANOUT	PARKING METER	FD STONE
GAS METER	SPIGOT	FD REBAR
GAS VALVE	WOOD POST	FD MAG NAIL
WATER MH	T-POST	SET MAG NAIL
FIRE HYDRANT	WOOD POST	FD NAIL
SPR. HOOKUP	PARKING SPACES	FD PIPE
SPRINKLER	TRANSFORMER	FD RR SPIKE
	ELEC. VAULT	FD STONE
	PHONE VAULT	FD REBAR
	STEAM VAULT	FD MAG NAIL
	VALVE VAULT	SET MAG NAIL
	AC UNIT	FD NAIL
	WATER VALVE	FD PIPE
	FIRE MAIN POST	FD RR SPIKE
	MAILBOX	FD STONE
	PROP. TANK	FD REBAR
	PARKING BLOCK	FD MAG NAIL
	POST	SET MAG NAIL
		FD NAIL
		FD PIPE
		FD RR SPIKE
		FD STONE
		FD REBAR
		FD MAG NAIL
		SET MAG NAIL
		FD NAIL
		FD PIPE
		FD RR SPIKE
		FD STONE
		FD REBAR
		FD MAG NAIL
		SET MAG NAIL
		FD NAIL
		FD PIPE
		FD RR SPIKE
		FD STONE
		FD REBAR
		FD MAG NAIL
		SET MAG NAIL
		FD NAIL
		FD PIPE
		FD RR SPIKE
		FD STONE
		FD REBAR
		FD MAG NAIL
		SET MAG NAIL
		FD NAIL
		FD PIPE
		FD RR SPIKE
		FD STONE
		FD REBAR
		FD MAG NAIL
		SET MAG NAIL
		FD NAIL
		FD PIPE
		FD RR SPIKE
		FD STONE
		FD REBAR
		FD MAG NAIL
		SET MAG NAIL
		FD NAIL
		FD PIPE
		FD RR SPIKE
		FD STONE
		FD REBAR
		FD MAG NAIL
		SET MAG NAIL
		FD NAIL
		FD PIPE
		FD RR SPIKE
		FD STONE
		FD REBAR
		FD MAG NAIL
		SET MAG NAIL
		FD NAIL
		FD PIPE
		FD RR SPIKE
		FD STONE
		FD REBAR
		FD MAG NAIL
		SET MAG NAIL
		FD NAIL
		FD PIPE
		FD RR SPIKE
		FD STONE
		FD REBAR
		FD MAG NAIL
		SET MAG NAIL
		FD NAIL
		FD PIPE
		FD RR SPIKE
		FD STONE
		FD REBAR
		FD MAG NAIL
		SET MAG NAIL
		FD NAIL
		FD PIPE
		FD RR SPIKE
		FD STONE
		FD REBAR
		FD MAG NAIL
		SET MAG NAIL
		FD NAIL
		FD PIPE
		FD RR SPIKE
		FD STONE
		FD REBAR
		FD MAG NAIL
		SET MAG NAIL
		FD NAIL
		FD PIPE
		FD RR SPIKE
		FD STONE
		FD REBAR
		FD MAG NAIL
		SET MAG NAIL
		FD NAIL
		FD PIPE
		FD RR SPIKE
		FD STONE
		FD REBAR
		FD MAG NAIL
		SET MAG NAIL
		FD NAIL
		FD PIPE
		FD RR SPIKE
		FD STONE
		FD REBAR
		FD MAG NAIL
		SET MAG NAIL
		FD NAIL
		FD PIPE
		FD RR SPIKE
		FD STONE
		FD REBAR
		FD MAG NAIL
		SET MAG NAIL
		FD NAIL
		FD PIPE
		FD RR SPIKE
		FD STONE
		FD REBAR
		FD MAG NAIL
		SET MAG NAIL
		FD NAIL
		FD PIPE
		FD RR SPIKE
		FD STONE
		FD REBAR
		FD MAG NAIL
		SET MAG NAIL
		FD NAIL
		FD PIPE
		FD RR SPIKE
		FD STONE
		FD REBAR
		FD MAG NAIL
		SET MAG NAIL
		FD NAIL
		FD PIPE
		FD RR SPIKE
		FD STONE
		FD REBAR
		FD MAG NAIL
		SET MAG NAIL
		FD NAIL
		FD PIPE
		FD RR SPIKE
		FD STONE
		FD REBAR
		FD MAG NAIL
		SET MAG NAIL
		FD NAIL
		FD PIPE
		FD RR SPIKE
		FD STONE
		FD REBAR
		FD MAG NAIL
		SET MAG NAIL
		FD NAIL
		FD PIPE
		FD RR SPIKE
		FD STONE
		FD REBAR
		FD MAG NAIL
		SET MAG NAIL
		FD NAIL
		FD PIPE
		FD RR SPIKE
		FD STONE
		FD REBAR
		FD MAG NAIL
		SET MAG NAIL
		FD NAIL
		FD PIPE
		FD RR SPIKE
		FD STONE
		FD REBAR
		FD MAG NAIL
		SET MAG NAIL
		FD NAIL
		FD PIPE
		FD RR SPIKE
		FD STONE
		FD REBAR
		FD MAG NAIL
		SET MAG NAIL
		FD NAIL
		FD PIPE
		FD RR SPIKE
		FD STONE
		FD REBAR
		FD MAG NAIL
		SET MAG NAIL
		FD NAIL
		FD PIPE
		FD RR SPIKE
		FD STONE
		FD REBAR
		FD MAG NAIL
		SET MAG NAIL
		FD NAIL
		FD PIPE
		FD RR SPIKE
		FD STONE
		FD REBAR
		FD MAG NAIL
		SET MAG NAIL
		FD NAIL
		FD PIPE
		FD RR SPIKE
		FD STONE
		FD REBAR
		FD MAG NAIL
		SET MAG NAIL
		FD NAIL
		FD PIPE
		FD RR SPIKE
		FD STONE
		FD REBAR
		FD MAG NAIL
		SET MAG NAIL
		FD NAIL
		FD PIPE
		FD RR SPIKE
		FD STONE
		FD REBAR
		FD MAG NAIL
		SET MAG NAIL
		FD NAIL
		FD PIPE
		FD RR SPIKE
		FD STONE
		FD REBAR
		FD MAG NAIL
		SET MAG NAIL
		FD NAIL
		FD PIPE
		FD RR SPIKE
		FD STONE
		FD REBAR
		FD MAG NAIL
		SET MAG NAIL
		FD NAIL
		FD PIPE
		FD RR SPIKE
		FD STONE
		FD REBAR
		FD MAG NAIL
		SET MAG NAIL
		FD NAIL
		FD PIPE
		FD RR SPIKE
		FD STONE
		FD REBAR
		FD MAG NAIL
		SET MAG NAIL
		FD NAIL
		FD PIPE
		FD RR SPIKE
		FD STONE
		FD REBAR
		FD MAG NAIL
		SET MAG NAIL
		FD NAIL
		FD PIPE
		FD RR SPIKE
		FD STONE
		FD REBAR
		FD MAG NAIL
		SET MAG NAIL
		FD NAIL
		FD PIPE
		FD RR SPIKE
		FD STONE
		FD REBAR
		FD MAG NAIL
		SET MAG NAIL
		FD NAIL
		FD PIPE
		FD RR SPIKE
		FD STONE
		FD REBAR
		FD MAG NAIL
		SET MAG NAIL
		FD NAIL
		FD PIPE
		FD RR SPIKE
		FD STONE
		FD REBAR
		FD MAG NAIL
		SET MAG NAIL
		FD NAIL
		FD PIPE
		FD RR SPIKE
		FD STONE
		FD REBAR
		FD MAG NAIL
		SET MAG NAIL
		FD NAIL
		FD PIPE
		FD RR SPIKE
		FD STONE
		FD REBAR
		FD MAG NAIL
		SET MAG NAIL
		FD NAIL
		FD PIPE
		FD RR SPIKE
		FD STONE
		FD REBAR
		FD MAG NAIL
		SET MAG NAIL
		FD NAIL
		FD PIPE
		FD RR SPIKE
		FD STONE
		FD REBAR
		FD MAG NAIL
		SET MAG NAIL
		FD NAIL
		FD PIPE
		FD RR SPIKE
		FD STONE
		FD REBAR
		FD MAG NAIL
		SET MAG NAIL
		FD NAIL
		FD PIPE
		FD RR SPIKE
		FD STONE
		FD REBAR
		FD MAG NAIL
		SET MAG NAIL
		FD NAIL
		FD PIPE
		FD RR SPIKE
		FD STONE
		FD REBAR
		FD MAG NAIL
		SET MAG NAIL
		FD NAIL
		FD PIPE
		FD RR SPIKE
		FD STONE
		FD REBAR
		FD MAG NAIL
		SET MAG NAIL
		FD NAIL
		FD PIPE
		FD RR SPIKE
		FD STONE
		FD REBAR
		FD MAG NAIL
		SET MAG NAIL
		FD NAIL
		FD PIPE
		FD RR SPIKE
		FD STONE
		FD REBAR
		FD MAG NAIL
		SET MAG NAIL
		FD NAIL
		FD PIPE
		FD RR SPIKE
		FD STONE
		FD REBAR
		FD MAG NAIL
		SET MAG NAIL
		FD NAIL
		FD PIPE
		FD RR SPIKE
		FD STONE
		FD REBAR
		FD MAG NAIL
		SET MAG NAIL
		FD NAIL
		FD PIPE
		FD RR SPIKE
		FD STONE
		FD REBAR
		FD MAG NAIL
		SET MAG NAIL
		FD NAIL
		FD PIPE
		FD RR SPIKE
		FD STONE
		FD REBAR
		FD MAG NAIL
		SET MAG NAIL
		FD NAIL
		FD PIPE
		FD RR SPIKE
		FD STONE
		FD REBAR
		FD MAG NAIL
		SET MAG NAIL
		FD NAIL
		FD PIPE
		FD RR SPIKE
		FD STONE
		FD REBAR
		FD MAG NAIL
		SET MAG NAIL
		FD NAIL
		FD PIPE
		FD RR SPIKE
		FD STONE
		FD REBAR
		FD MAG NAIL
		SET MAG NAIL
		FD NAIL
		FD PIPE
		FD RR SPIKE
		FD STONE
		FD REBAR
		FD MAG NAIL
		SET MAG NAIL
		FD NAIL
		FD PIPE
		FD RR SPIKE
		FD STONE
		FD REBAR
		FD MAG NAIL
		SET MAG NAIL
		FD NAIL
		FD PIPE
		FD RR SPIKE
		FD STONE
		FD REBAR
		FD MAG NAIL
		SET MAG NAIL
		FD NAIL
		FD PIPE
		FD RR SPIKE
		FD STONE
		FD REBAR
		FD MAG NAIL
		SET MAG NAIL
		FD NAIL
		FD PIPE
		FD RR SPIKE
		FD STONE
		FD REBAR
		FD MAG NAIL
		SET MAG NAIL
		FD NAIL
		FD PIPE
		FD RR SPIKE
		FD STONE
		FD REBAR
		FD MAG NAIL
		SET MAG NAIL
		FD NAIL
		FD PIPE
		FD RR SPIKE
		FD STONE
		FD REBAR
		FD MAG NAIL
		SET MAG NAIL
		FD NAIL
		FD PIPE
		FD RR SPIKE
		FD STONE
		FD REBAR
		FD MAG NAIL
		SET MAG NAIL
		FD NAIL
		FD PIPE
		FD RR SPIKE
		FD STONE
		FD REBAR
		FD MAG NAIL
		SET MAG NAIL
		FD NAIL
		FD PIPE
		FD RR SPIKE
		FD STONE
		FD REBAR
		FD MAG NAIL
		SET MAG NAIL
		FD NAIL
		FD PIPE
		FD RR SPIKE
		FD STONE
		FD REBAR
		FD MAG NAIL
		SET MAG NAIL
		FD NAIL
		FD PIPE
		FD RR SPIKE
		FD STONE
		FD REBAR
		FD MAG NAIL
		SET MAG NAIL
		FD NAIL
		FD PIPE
		FD RR SPIKE
		FD STONE
		FD REBAR
		FD MAG NAIL
		SET MAG NAIL
		FD NAIL
		FD PIPE
		FD RR SPIKE
		FD STONE
		FD REBAR
		FD MAG NAIL
		SET MAG NAIL
		FD NAIL
		FD PIPE
		FD RR SPIKE
		FD STONE
		FD REBAR
		FD MAG NAIL
		SET MAG NAIL
		FD NAIL
		FD PIPE
		FD RR SPIKE
		FD STONE
		FD REBAR
		FD MAG NAIL
		SET MAG NAIL
		FD NAIL
		FD PIPE
		FD RR SPIKE
		FD STONE
		FD REBAR
		FD MAG NAIL
		SET MAG NAIL
		FD NAIL
		FD PIPE
		FD RR SPIKE
		FD STONE
		FD REBAR
		FD MAG NAIL
		SET MAG NAIL
		FD NAIL
		FD PIPE
		FD RR SPIKE
		FD STONE
		FD REBAR
		FD MAG NAIL
		SET MAG NAIL
		FD NAIL
		FD PIPE





DEMOLITION SCHEDULE		
CODE	DESCRIPTION	DETAIL
D-01	BY OWNER; SHELTER BUILDING TO BE REMOVED	
D-02	BY OWNER; WOOD DECK RAMP AND POSTS TO BE REMOVED	
D-03	SAW CUT AND REMOVE ASPHALT PAVEMENT.	
D-04	SAW CUT AND REMOVE CONCRETE PAVEMENT	
D-05	BY OWNER; TREE TO BE REMOVED, GRUB ROOT SYSTEM TO 18" BELOW GRADE.	
D-06	EXISTING STORM STRUCTURE TO REMAIN.	2/EC100
D-07	BIKE RACK AND TIMBERS TO BE REMOVED	
D-08	DISCONNECT POWER LINES AND REMOVE LIGHT POLE	
D-09	REMOVE PARKING SIGN	
D-10	REMOVE CONCRETE WHEELSTOP. STORE ON SITE FOR REINSTALLATION IN THIS PROJECT.	
D-11	WATER FOUNTAIN TO BE REMOVED. PRESERVE AND CAP OR OTHERWISE PREPARE WATER AND DRAIN LINES FOR NEW FOUNTAIN CONNECTION.	

GENERAL DEMOLITION NOTES

- A. ALL TOPOGRAPHIC AND SURVEY INFORMATION HAS BEEN OBTAINED FROM BLEDSOE RIGGERT COOPER JAMES. LANDSCAPE ARCHITECT CLAIMS NO RESPONSIBILITY FOR THE ACCURACY OF THE INFORMATION PROVIDED IN THIS SURVEY
- B. CONTRACTOR SHALL MAINTAIN UTILITY SERVICE AND PROVIDE ADA ACCESS TO THE BUILDINGS THROUGHOUT THE CONSTRUCTION TIMELINE
- C. CONTRACTOR SHALL LOCATE ALL PUBLIC AND PRIVATE UTILITIES PRIOR TO COMMENCING WORK
- D. NO MATERIALS OR STOCKPILE MATERIALS SHALL BE STORED WITHIN THE PROTECTED ROOT ZONE OF TREES
- E. DAMAGE TO TREES OR WORK WITHIN THE PROTECTED ROOT ZONE OF THE EXISTING TREES SHALL SUBJECT THE CONTRACTOR TO DAMAGES DETERMINED BY THE OWNER.
- F. REMOVE TURF TO PREPARE FOR NEW PLANTING BEDS. SEE PLANTING PLAN FOR LOCATIONS
- G. CONTRACTOR SHALL GRADE AND SEED ALL AREAS DISTURBED BY CONSTRUCTION ACTIVITIES. ANYTHING DAMAGED BY CONTRACTORS ACTIVITIES SHALL BE REPAIRED OR REPLACED AT NO ADDITIONAL CHARGE TO THE OWNER.
- H. CONTRACTOR SHALL VISIT THE SITE PRIOR TO BIDDING TO UNDERSTAND ALL SCOPE OF DEMOLITION ACTIVITIES. WHILE EFFORTS HAVE BEEN MADE TO IDENTIFY MAJOR COMPONENTS OF DEMOLITION, NO ADDITIONS TO THE CONTRACT WILL BE ALLOWED FOR VISIBLE DEMOLITION WORK REQUIRED TO ACCOMMODATE NEW CONSTRUCTION ACTIVITIES
- I. CONTRACTOR SHALL REMOVE ANY EXCESS SOIL FROM SITE AND/OR PROVIDE ANY ADDITIONAL SOILS AS REQUIRED TO MEET PROPOSED GRADES.
- J. WHERE PAVEMENT IS INDICATED TO BE DEMOLISHED OR REMOVED, CONTRACTOR SHALL SAW CUT AND/OR CLEANLY REMOVE TO NOT DAMAGE ADJACENT OR ATTACHED PAVEMENT.
- K. CONTRACTOR SHALL BE RESPONSIBLE TO REPLACE OR REPAIR TO OWNER'S SATISFACTION ANY EXISTING IMPROVEMENTS TO REMAIN.
- L. CONTRACTOR TO REMOVE AND LEGALLY DISPOSE OF ALL DEMOLISHED ITEMS. COORDINATE STORAGE OR RETURN TO OWNER ANY ITEMS TO BE SALVAGED.

prepared by:

**mader design**  
integrating people and nature®  
302 Main Street, Beech Grove, Indiana 46107  
p: 317-889-1775  
www.maderdesignllc.com

prepared for:

**CITY OF BLOOMINGTON**  
Parks and Recreation

project:

**BLOOMINGTON PARKS  
BUILDING TRADES PARK  
PHASE 1 IMPROVEMENTS**

618 W. Howe Street  
Bloomington, IN 47403

PERMIT SET

revision:	date:	description:
△	11/27/24	ADDENDUM 1
△	02/03/25	Rev for Permitting

date:	03.03.2025
drawn by:	KB/IT/NB
checked by:	JM/JT

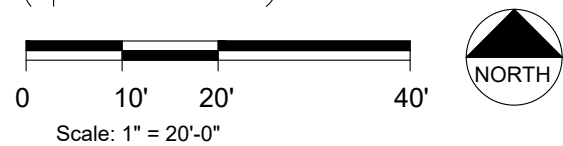
certified by:

Landscape Architect is the author and owner of these drawings and specifications. They shall be used solely for the purposes of this project and shall not be used for any other Project or Work without expressed permission of the Landscape Architect.

**SITE DEMOLITION  
PLAN**

**811**  
Know what's below.  
Call before you dig.

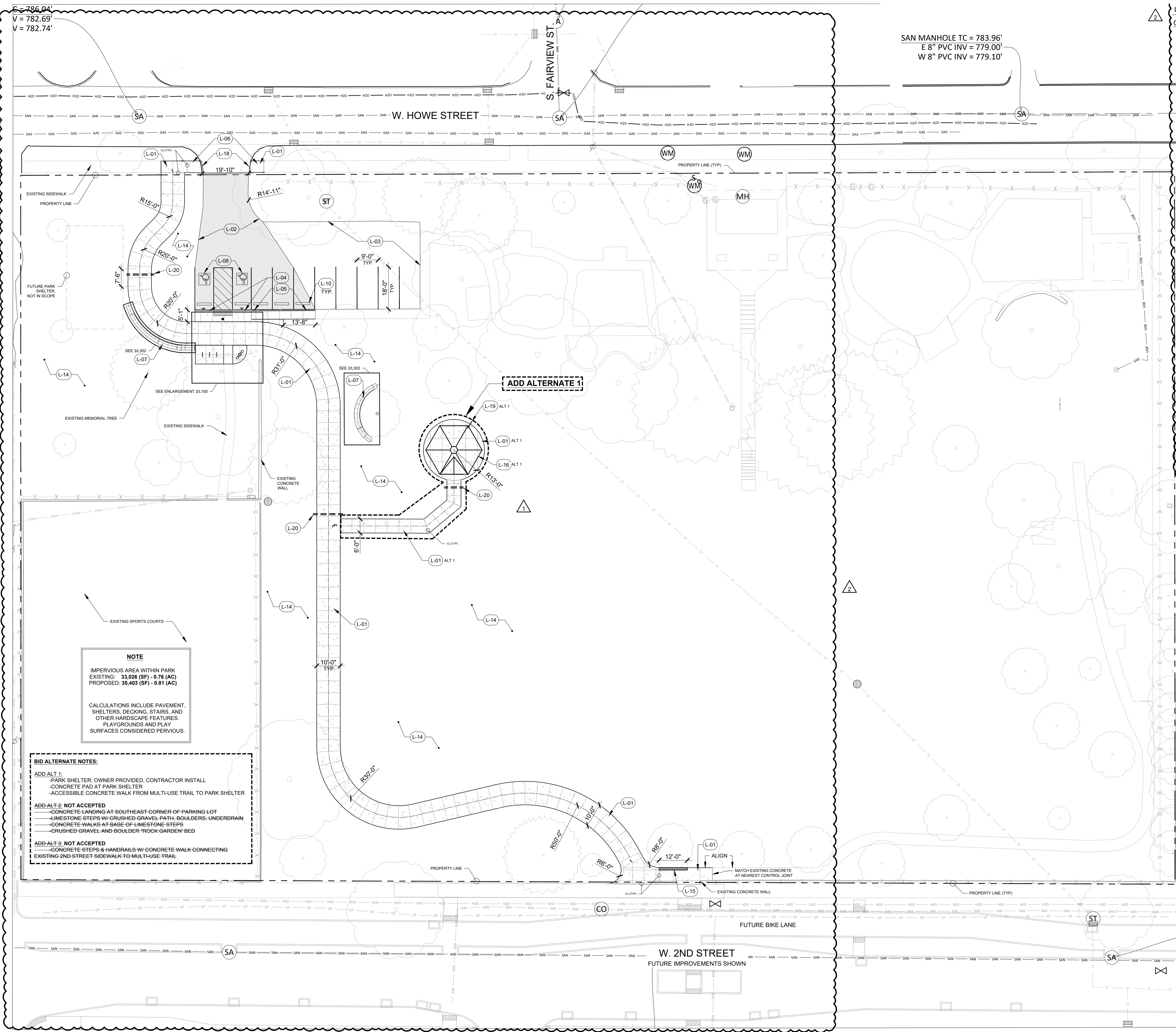
**D100**







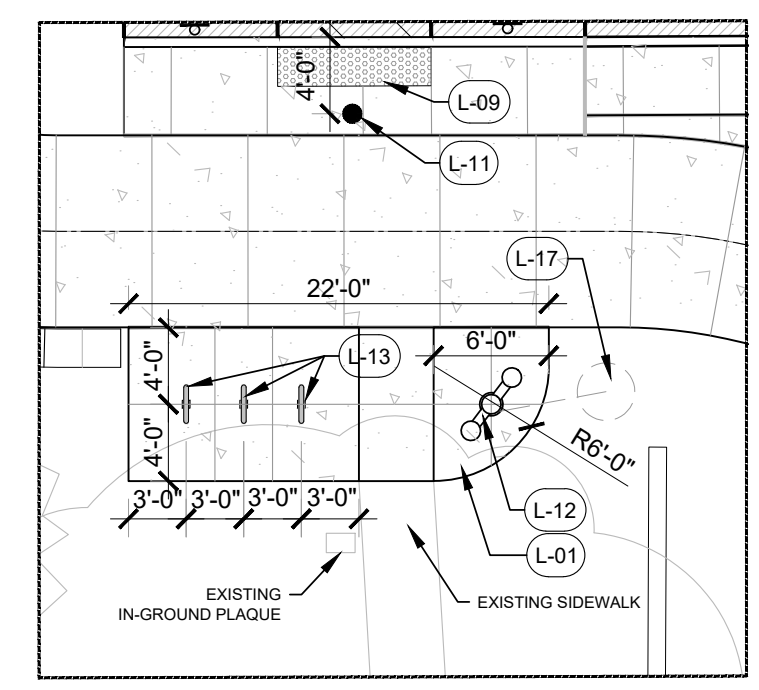




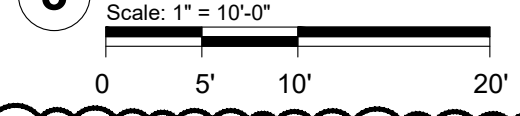
SAN MANHOLE TC = 783.96'  
E 8" PVC INV = 779.00'  
W 8" PVC INV = 779.10'

LAYOUT SCHEDULE		
CODE	DESCRIPTION	DETAIL
(L-01)	STANDARD CONCRETE PAVEMENT	1/L300
(L-02)	ASPHALT PAVEMENT	2/L300
(L-03)	SEALCOAT AND RESTRIPE ASPHALT PAVEMENT	
(L-04)	FLUSH INTEGRAL CURB AND SIDEWALK	6/L300
(L-05)	INTEGRAL CURB AND SIDEWALK; TAPER CURB AND WALK AS REQUIRED TO MATCH EXISTING OVER ENTIRE LENGTH	5/L300
(L-06)	TAPER TO GRADE OVER 6'-0". ENSURE PROWAG COMPLIANCE	
(L-07)	LIMESTONE BLOCK RETAINING, DRY-STACKED +/- 2X2X2'-4" SNAPPED QUARRY BLOCK, ANY COLOR(S)	1/301
(L-08)	ADA PARKING SPACE WITH SIGN AND WHEELSTOP	7/L300
(L-09)	DETECTABLE WARNING PLATES	
(L-10)	WHEELSTOP; REUSE ONE EXISTING, NEW WHEELSTOPS TO MATCH	4/L300
(L-11)	PIPE BOLLARD	9/L300
(L-12)	WATER FOUNTAIN; OWNER PROVIDED, CONTRACTOR INSTALLED. DRAIN TO PROPOSED DRYWELL IF NO SANITARY CONNECTION IS ASSOCIATED WITH EXISTING REMOVED DRINKING FOUNTAIN. WILLOUGHBY STAINLESS FOUNTAINS CWBF-3FR-RPB-HC-SAH. INCLUDES BOTTLE FILLER AND ADULT A.D.A. BOWL.	11/L300
(L-13)	BIKE RACK; OWNER PROVIDED, CONTRACTOR INSTALL	13/L300
(L-14)	LAWN	
(L-15)	CONCRETE SKATE FEATURE: LOW LEDGE WALL WITH EMBEDDED STEEL COPING	3/L300
(L-16)	PARK SHELTER; OWNER PROVIDED, CONTRACTOR INSTALL. BASIS FOR DESIGN: 24' GRAND HAVEN HEXAGON BY POLIGON, WITH TONGUE & GROOVE SUBROOFING AND ONE OVERHEAD LIGHT. SEE DETAIL FOR TYPICAL FOUNDATION REQUIREMENTS. ENGINEERING AND INSTALL DRAWINGS TO BE PROVIDED BY MANUFACTURER.	10/L300
(L-17)	DRYWELL	12/L300
(L-18)	CREATE FLUSH CURB CONDITION AT EXISTING CURB TO MEET ADA COMPLIANCE. ENSURE PROWAG COMPLIANCE. EXISTING CURB CAN BE CUT OR GROUND TO MEET COMPLIANT TRANSITION.	
(L-19)	ELECTRICAL CONDUIT; STUB UP ELECTRICAL CONDUIT FOR FUTURE ELECTRICAL CONNECTION TO SHELTER BY OWNER. CONDUIT WILL RUN THROUGH SHELTER POST TO ONE OVERHEAD LIGHT IN CEILING. EXACT LOCATION TO BE DETERMINED PRIOR TO CONCRETE AND FOUNDATION INSTALLATION, AND BASED UPON MANUFACTURER'S ENGINEERING AND INSTALL DRAWINGS. OWNER WILL BE RESPONSIBLE FOR FUTURE ELECTRICAL CONNECTION.	
(L-20)	(2) 4" PVC CONDUIT FOR POTENTIAL FUTURE NEEDS. EXTEND 2' BEYOND EDGE OF PAVEMENT EACH SIDE. INSTALL APPROX 18" BELOW FINISH GRADE. CAP ENDS AND PROVIDE DETECTIBLE TAPE AT LAST 2' EACH SIDE.	

- GENERAL SITE LAYOUT NOTES**
- A. ALL TOPOGRAPHIC AND SURVEY INFORMATION HAS BEEN OBTAINED FROM BLEDSOE RIGGERT COOPER JAMES. LANDSCAPE ARCHITECT CLAIMS NO RESPONSIBILITY FOR ACCURACY OF INFORMATION PROVIDED. VERIFY AND CONFIRM ALL EXISTING CONDITIONS PRIOR TO CONSTRUCTION.
  - B. LOCATE AND VERIFY ALL PUBLIC AND PRIVATE UTILITIES PRIOR TO STARTING WORK.
  - C. STAKE AND CONFIRM ALL DIMENSIONS AND GRADES PRIOR TO STARTING WORK. REPORT ANY DISCREPANCIES TO OWNERS REPRESENTATIVE IMMEDIATELY. DRAWINGS SHALL NOT BE SCALED FOR LAYOUT PURPOSES.
  - D. PROVIDE SMOOTH TRANSITION FROM NEW AREAS TO EXISTING FEATURES AS NECESSARY.
  - E. WHERE NEW PAVEMENT IS SHOWN TO MEET EXISTING, SAW CUT EXISTING PAVEMENT VERTICALLY, REMOVE DELETERIOUS MATERIAL, AND PREPARE FOR NEW WORK.
  - F. ALL AREAS WERE PROPOSED ASPHALT PAVEMENT MEETS THE EXISTING PAVEMENT THE EXISTING PAVEMENT EDGE SHALL BE SAW CUT VERTICALLY AND PROPERLY SEALED WITH A TACK COAT MATERIAL.
  - G. ALL DIMENSIONS IN CURBED AREAS SHALL BE TO FACE OF CURB. ALL DIMENSIONS IN AREAS WITHOUT CURBING SHALL BE TO EDGE OF PAVEMENT. ALL DIMENSIONS AT INTEGRAL CURB AND WALK SHALL BE TO FACE OF CURB. ALL DIMENSIONS FROM BUILDING SHALL BE FROM FACE OF BUILDING.
  - H. ALL DIMENSIONS ARE PARALLEL AND PERPENDICULAR TO BASE LINES, PROPERTY LINES OR BUILDING LINES UNLESS OTHERWISE NOTED.
  - I. ALL RADII INDICATED SHALL BE FORMED AS CIRCULAR ARCS. ALL CURBS AND ARCS SHALL INTERSECT OTHER CURBS AND LINES AT POINTS OF TANGENCY TO FORM SMOOTH TRANSITIONS UNLESS CLEARLY SHOWN OTHERWISE.
  - J. RADII SHALL BE 5'-0" ON PARKING LOTS, CONCRETE WALKS AND ASPHALT TRAILS UNLESS OTHERWISE NOTED OR WHERE DRAWING APPEARS SIGNIFICANTLY DIFFERENT.
  - K. WHERE NOT SHOWN, CONCRETE SIDEWALK AND RETAINING WALL EXPANSION JOINTS SHALL BE 30'-0" O.C. AND CONTROL JOINTS 5'-0" O.C. MAX. CURB EXPANSION JOINTS SHALL BE 50'-0" O.C. MAX AND AT ALL 90 DEGREE ANGLES. CONTROL JOINTS SHALL ALIGN WITH ADJACENT SIDEWALK WHERE APPLICABLE, OTHERWISE 10'-0" MAXIMUM SPACING SHALL BE USED.
  - L. ACCESSIBLE RAMPS AND SIGNAGE SHALL BE IN ACCORDANCE WITH FEDERAL, STATE, COUNTY, CITY AND LOCAL CODES (WHICHEVER HAS JURISDICTION). SEE SITE PLANS FOR LOCATIONS AND SITE DETAILS FOR SPECIFICATIONS.
  - M. SEED ALL AREAS DISTURBED BY CONSTRUCTION ACTIVITIES AND NOT CALLED OUT TO BE PAVED OR PLANTED WITH OTHER PLANT MATERIAL.
  - N. CONTRACTOR SHALL OBTAIN ALL PERMITS AND COORDINATE WITH LOCAL REGULATORY AGENCIES AS REQUIRED BY LOCAL JURISDICTIONS.



3 SITE LAYOUT ENLARGEMENT

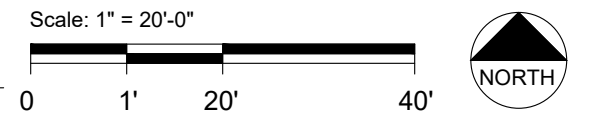


2 SITE LAYOUT ENLARGEMENT

Alternate 2 Not Accepted - Removed



1 SITE LAYOUT PLAN



prepared for:



project:

**BLOOMINGTON PARKS  
BUILDING TRADES PARK  
PHASE 1 IMPROVEMENTS**


618 W. Howe Street  
Bloomington, IN 47403

**PERMIT SET**

revision:	date:	description:
1	11/27/24	ADDENDUM 1
2	02/03/25	Rev for Permitting

date:	03.03.2025
drawn by:	KB/TT/NB
checked by:	JM/JT

certified by:



Landscape Architect is the author and owner of these drawings and specifications. They shall be used solely for the purposes of this project and shall not be used for any other project or work without expressed permission of the Landscape Architect.

**SITE LAYOUT  
PLAN**

**L100**



LEGEND

EXISTING SPOT ELEVATION

000.00 PROPOSED SPOT ELEVATION

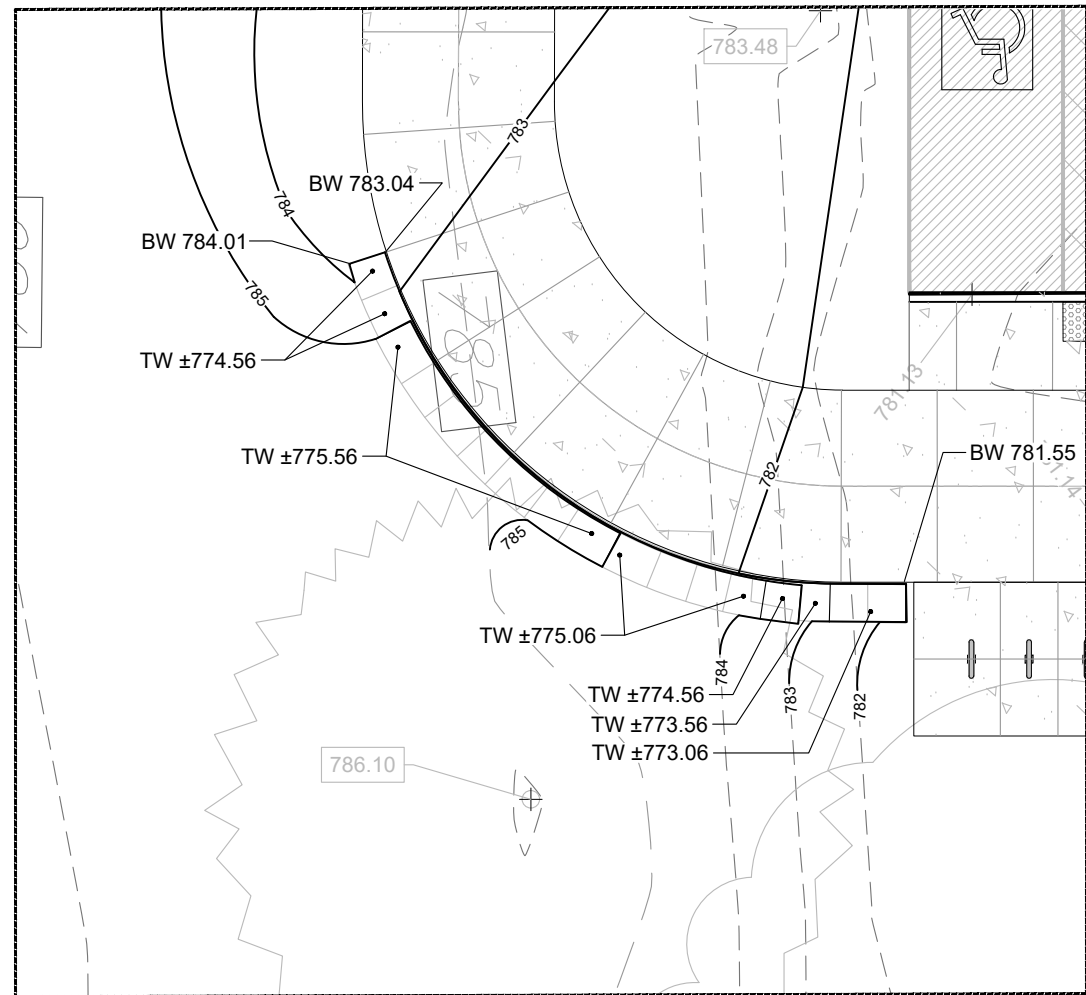
EXISTING TOPOGRAPHIC CONTOUR

PROPOSED TOPOGRAPHIC CONTOUR

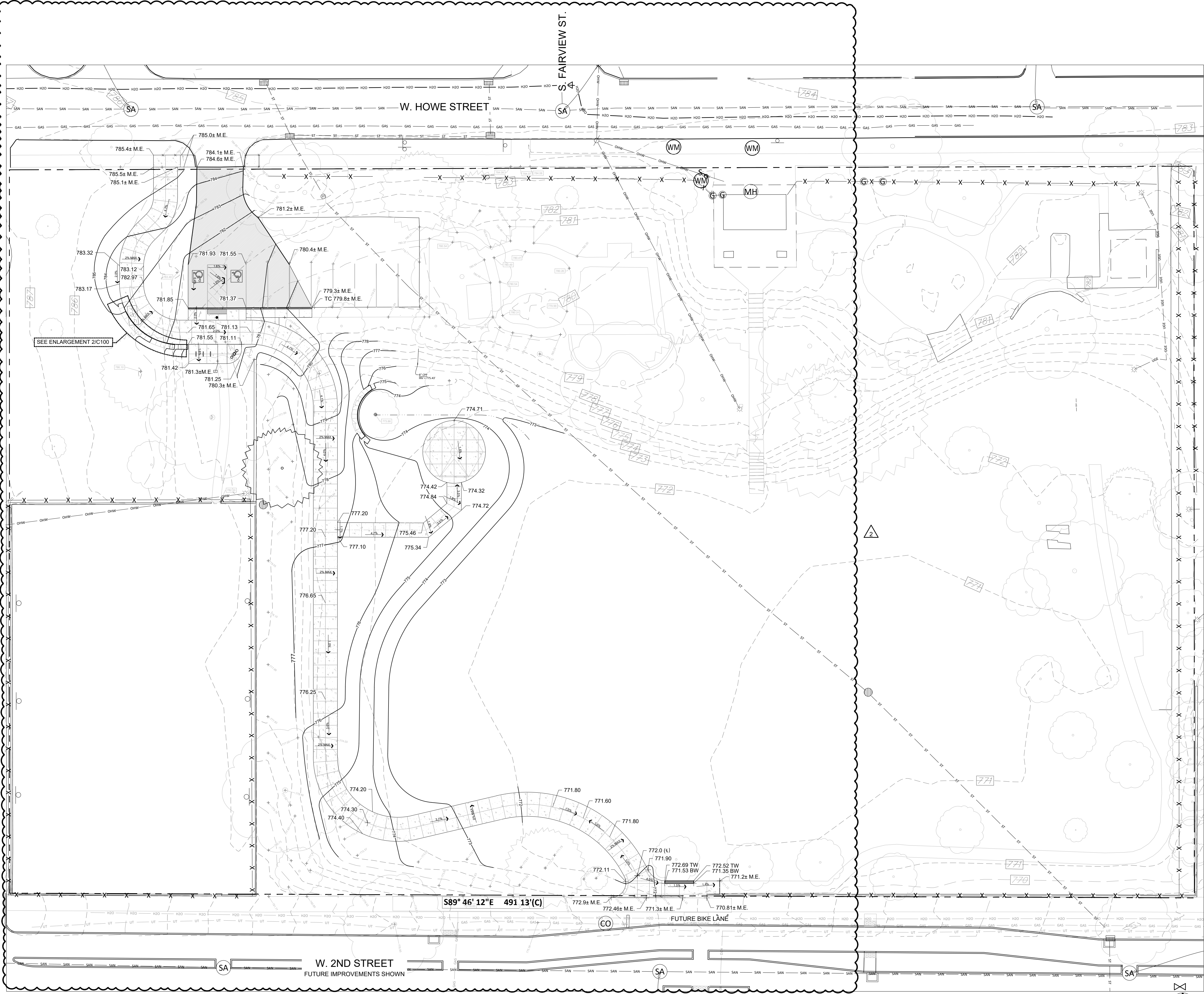
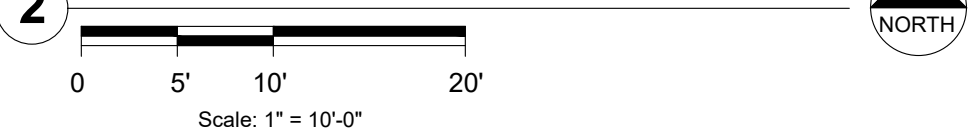
GENERAL GRADING NOTES

- A. GRADING AND EARTHWORK SHALL BE COMPLETED PER DESIGN INTENT SHOWN ON GRADING PLANS. IF QUANTITIES ON SITE ARE NOT SUFFICIENT CONTRACTOR SHALL COORDINATE WITH LANDSCAPE ARCHITECT AND MAY ADJUST GRADES AT A MAXIMUM OF PLUS OR MINUS 0.2 FEET, MAINTAINING CONSISTENT SLOPES AND POSITIVE DRAINAGE.
- B. GRADING WORK SHALL BE COMPLETED WITH MATERIALS AVAILABLE ON SITE. ADDITIONAL SOIL IMPORT IS REQUIRED. CONTRACTOR SHALL BE RESPONSIBLE FOR ANY IMPORT WITHIN BID.
- C. PROPOSED CONTOURS ARE SHOWN TO INDICATE DESIGN INTENT AND SHALL BE USED AS A GRAPHIC REFERENCE TO DEFINE LANDFORMS.
- D. LOCATE AND VERIFY ALL PUBLIC AND PRIVATE UTILITIES PRIOR TO STARTING WORK.
- E. STRIP 6" TOPSOIL AND STOCKPILE WITHIN GRADING LIMITS. DISTRIBUTE IN PLANTING AND LAWN AREAS TO MEET PROPOSED GRADES.
- F. PROVIDE POSITIVE DRAINAGE IN ALL AREAS.
- G. CONTRACTOR SHALL PROVIDE EROSION CONTROL MEASURES AS REQUIRED TO MAINTAIN SOIL AND DUST ON SITE. PROVIDE SILT FENCES, INLET PROTECTION AT ALL RECEIVING INLETS, AND OTHER EROSION CONTROL MEASURES AS APPROPRIATE.
- H. FILL OR COVER AND PROTECT ANY EXCAVATIONS WHENEVER CONTRACTOR'S FORCES ARE NOT ON SITE.
- I. UNLESS OTHERWISE NOTED IN DRAWINGS, ALL WALKS SHALL HAVE A MAXIMUM LONGITUDINAL SLOPE OF 5%, AND A MAXIMUM CROSS SLOPE OF 1.5%.

NOTE FOR FUTURE PHASES OF WORK:  
AS THE BUILDING TRADES PARK MASTER PLAN IMPLEMENTATION PROGRESSES, WHEN PHASE 2 DESIGN BEGINS, SITE STORMWATER AND DETENTION NEEDS AND STRATEGIES SHALL BE EVALUATED, AND A STORMWATER MANAGEMENT PLAN SHALL BE COORDINATED WITH THE CITY OF BLOOMINGTON UTILITIES.



2 SITE GRADING PLAN - ENLARGEMENT



1 SITE GRADING PLAN

prepared by:



prepared for:



project:

BLOOMINGTON PARKS  
BUILDING TRADES PARK  
PHASE 1 IMPROVEMENTS

618 W. Howe Street  
Bloomington, IN 47403

PERMIT SET

revision:	date:	description:
1	02/03/25	Rev for Permitting

date: 03.03.2025  
drawn by: KB/IT/NB  
checked by: JM/JT

certified by:



Landscape Architect is the author and owner of these drawings and specifications. They shall be used solely for the purposes of this project and shall not be used for any other Project or Work without expressed permission of the Landscape Architect.

SITE GRADING  
PLAN

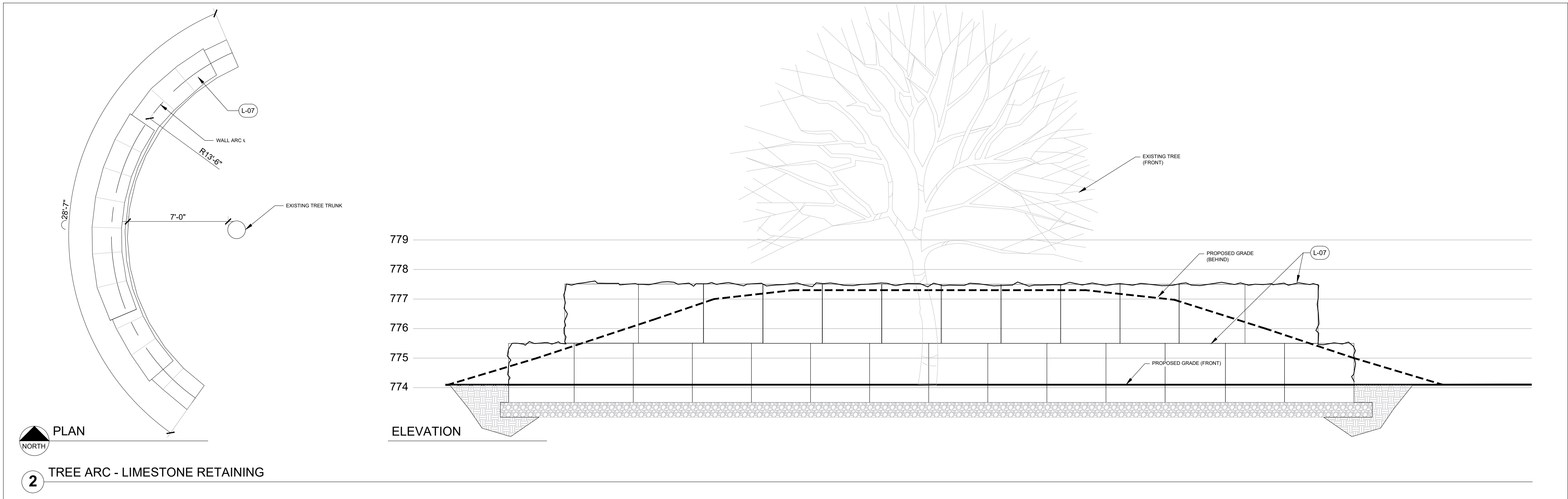
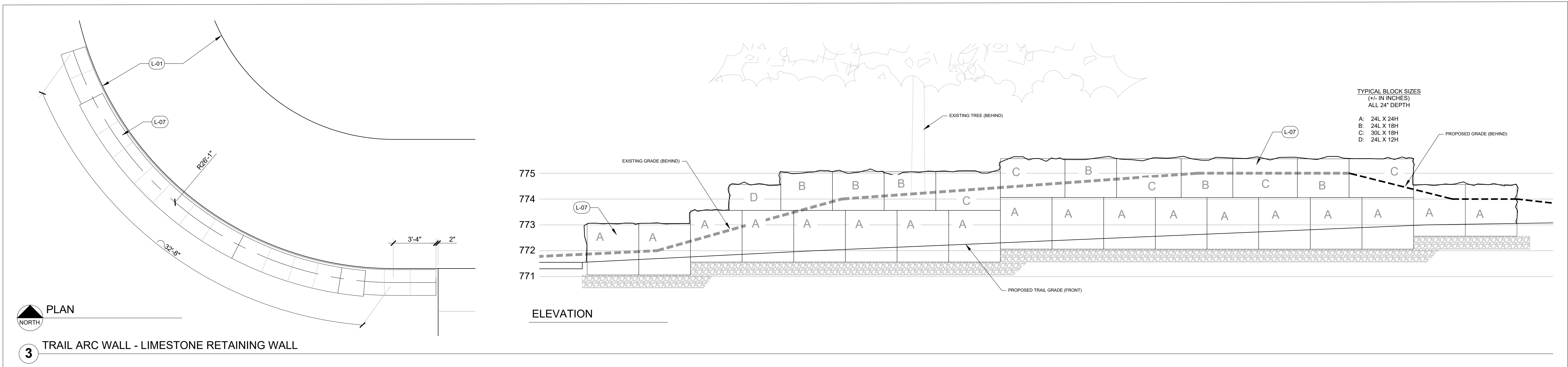


C100

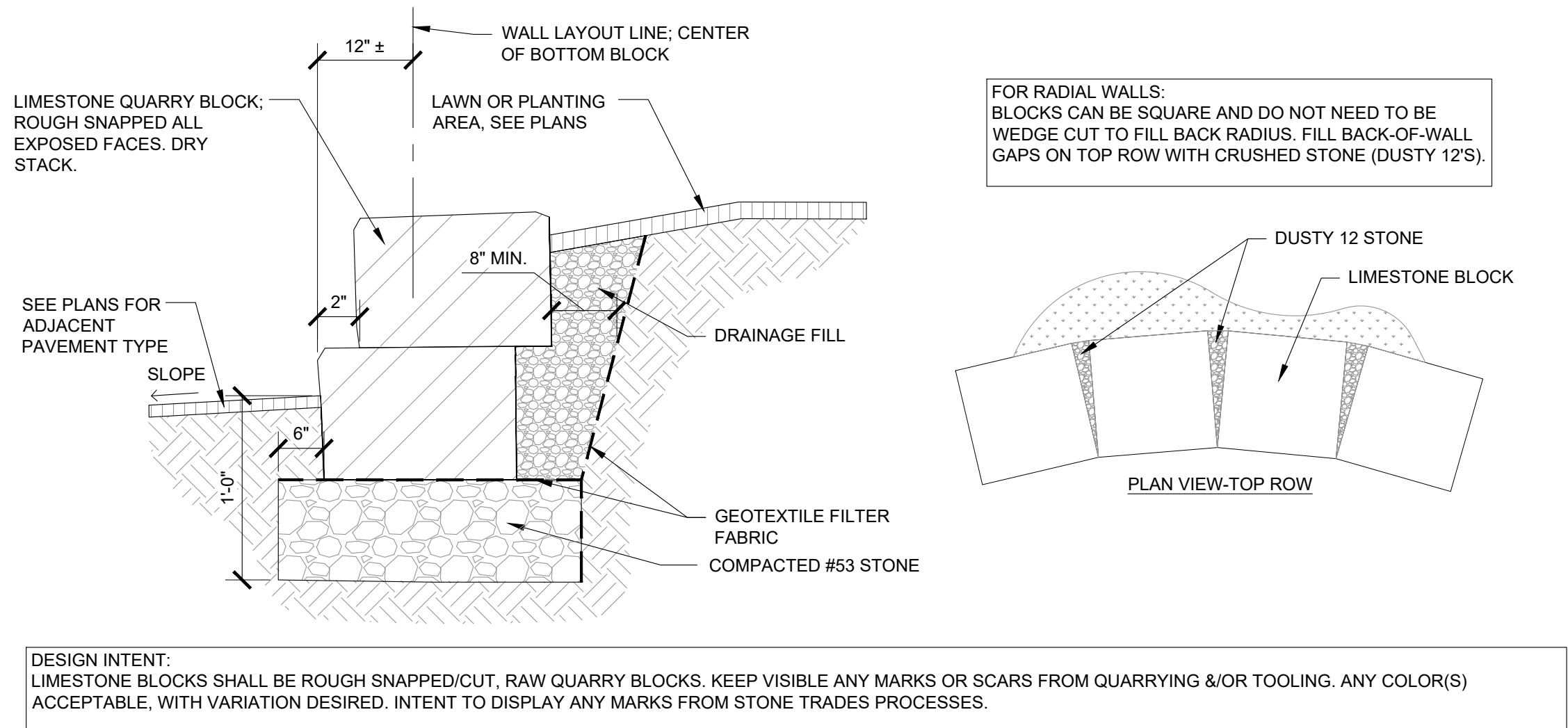








LAYOUT SCHEDULE		
CODE	DESCRIPTION	DETAIL
(L-07)	LIMESTONE BLOCK RETAINING, DRY-STACKED. +/- 2X2X2-4" SNAPPED QUARRY BLOCK. ANY COLOR(S).	1/301



project:

**BLOOMINGTON PARKS  
BUILDING TRADES PARK  
PHASE 1 IMPROVEMENTS**

618 W. Howe Street  
Bloomington, IN 47403

PERMIT SET

revision:	date:	description:
△	11/27/24	ADDENDUM 1
△	02/03/25	ADDENDUM 2

date: 03.03.2025  
drawn by: KB/JT/NB  
checked by: JM/JT

certified by:



Landscape Architect is the author and owner of these drawings and specifications. They shall be used solely for the purposes of this project and shall not be used for any other Project or Work without expressed permission of the Landscape Architect.

△ SITE DETAILS



L301



# Board of Public Works Claim Register

Invoice Date Range 03/15/25 - 03/28/25

Vendor	Invoice No.	Invoice Description	Status	Held Reason	Invoice Date	Due Date	G/L Date	Received Date	Payment Date	Invoice Amount
<b>Fund 1101 - General</b>										
Department <b>01 - Animal Shelter</b>										
Program <b>010000 - Main</b>										
Account <b>43430 - Animal Adoption Fees</b>										
Mahala Ryhal	RYHAL-030325	01-Surrendered dog back to shelter within one week-3/3/25	Paid by Check # 79911		03/18/2025	03/18/2025	03/28/2025		03/28/2025	100.00
Account <b>43430 - Animal Adoption Fees</b> Totals										Invoice Transactions 1
										<b>\$100.00</b>
Account <b>52110 - Office Supplies</b>										
6530 - Office Depot, INC	411377467001	01-Rainbow duct tape	Paid by EFT # 64722		03/18/2025	03/18/2025	03/28/2025		03/28/2025	37.39
6530 - Office Depot, INC	409586875001	01-MS Document Holder Black	Paid by EFT # 64722		03/18/2025	03/18/2025	03/28/2025		03/28/2025	15.19
6530 - Office Depot, INC	409586876001	01-Hanging folders and sharpies	Paid by EFT # 64722		03/18/2025	03/18/2025	03/28/2025		03/28/2025	48.71
Account <b>52110 - Office Supplies</b> Totals										Invoice Transactions 3
										<b>\$101.29</b>
Account <b>52210 - Institutional Supplies</b>										
4586 - Hill's Pet Nutrition Sales, INC	252483089	01-Puppy & Cat Food	Paid by EFT # 64663		03/18/2025	03/18/2025	03/28/2025		03/28/2025	94.95
4586 - Hill's Pet Nutrition Sales, INC	252562470	01-Dog, puppy, cat food	Paid by EFT # 64663		03/18/2025	03/18/2025	03/28/2025		03/28/2025	237.98
4586 - Hill's Pet Nutrition Sales, INC	252563759	01-Cat food	Paid by EFT # 64663		03/18/2025	03/18/2025	03/28/2025		03/28/2025	50.67
3929 - IDEXX Laboratories, INC	3170259660	01-Parvo, heartworm, FIV/FelV testing kits	Paid by EFT # 64666		03/18/2025	03/18/2025	03/28/2025		03/28/2025	2,777.24
4574 - John Deere Financial f.s.b. (Rural King)	194411	01-litter-50 40lb bags pellet bedding	Paid by Check # 79899		03/18/2025	03/18/2025	03/28/2025		03/28/2025	249.50
4633 - Midwest Veterinary Supply, INC	24594396-001	01-Anti Anxiety meds	Paid by EFT # 64713		03/18/2025	03/18/2025	03/28/2025		03/28/2025	8.53
4633 - Midwest Veterinary Supply, INC	24594396-000	01-Cough meds, syringes & anxiety meds	Paid by EFT # 64713		03/18/2025	03/18/2025	03/28/2025		03/28/2025	302.82
4633 - Midwest Veterinary Supply, INC	24553167-050	01-vinyl exam gloves (L)	Paid by EFT # 64713		03/18/2025	03/18/2025	03/28/2025		03/28/2025	55.95
4633 - Midwest Veterinary Supply, INC	24437049-000	01-Antibiotics, antiparasitics, fluids, vitamins	Paid by EFT # 64713		03/18/2025	03/18/2025	03/28/2025		03/28/2025	750.41
4633 - Midwest Veterinary Supply, INC	24553167-000	01-Antiviral, antibiotic, fluids, fecal kits	Paid by EFT # 64713		03/18/2025	03/18/2025	03/28/2025		03/28/2025	179.47
4633 - Midwest Veterinary Supply, INC	24483018-050	01-Milk replacer	Paid by EFT # 64713		03/18/2025	03/18/2025	03/28/2025		03/28/2025	14.58
4633 - Midwest Veterinary Supply, INC	24483018-150	01-vinyl exam gloves (M & L)	Paid by EFT # 64713		03/18/2025	03/18/2025	03/28/2025		03/28/2025	55.10
4707 - Vortech Pharmaceuticals	123867	01 - Fatal Plus Solution	Paid by Check # 79907		03/18/2025	03/18/2025	03/28/2025		03/28/2025	581.16





# Board of Public Works Claim Register

Invoice Date Range 03/15/25 - 03/28/25

Vendor	Invoice No.	Invoice Description	Status	Held Reason	Invoice Date	Due Date	G/L Date	Received Date	Payment Date	Invoice Amount
<b>Fund 1101 - General</b>										
Department <b>01 - Animal Shelter</b>										
Program <b>010000 - Main</b>										
Account <b>52210 - Institutional Supplies</b>										
4666 - Zoetis, INC	9026972117	01-Canine vaccines, feline vaccines, FeLV diagnostics kits, Apoq	Paid by Check # 79908		03/18/2025	03/18/2025	03/28/2025		03/28/2025	2,357.59
Account <b>52210 - Institutional Supplies</b> Totals										Invoice Transactions 14
										<u>\$7,715.95</u>
Account <b>52340 - Other Repairs and Maintenance</b>										
313 - Fastenal Company	INBLM238159	01-Squeegee blades & brushheads	Paid by EFT # 64642		03/18/2025	03/18/2025	03/28/2025		03/28/2025	203.31
313 - Fastenal Company	INBLM238158	01-Trash can liners	Paid by EFT # 64642		03/18/2025	03/18/2025	03/28/2025		03/28/2025	78.42
313 - Fastenal Company	INBLM238051	01-Trash can liners	Paid by EFT # 64642		03/18/2025	03/18/2025	03/28/2025		03/28/2025	82.96
313 - Fastenal Company	INBLM238050	01-Trash can liners	Paid by EFT # 64642		03/18/2025	03/18/2025	03/28/2025		03/28/2025	140.00
313 - Fastenal Company	INBLM238128	01-Hand soap, laundry soap, trash can liners	Paid by EFT # 64642		03/18/2025	03/18/2025	03/28/2025		03/28/2025	346.98
313 - Fastenal Company	INBLM238127	01-Mop heads	Paid by EFT # 64642		03/18/2025	03/18/2025	03/28/2025		03/28/2025	60.10
Account <b>52340 - Other Repairs and Maintenance</b> Totals										Invoice Transactions 6
										<u>\$911.77</u>
Account <b>53130 - Medical</b>										
3376 - Bloomington Pets Alive, INC	2263144	01-Spay/Neuter Surgeries-2/12-2/27/25	Paid by EFT # 64604		03/18/2025	03/18/2025	03/28/2025		03/28/2025	7,905.00
175 - Monroe County Humane Association, INC	50879	01-Medical grooming for Kerfuffle, xrays & exam for Larry	Paid by EFT # 64714		03/18/2025	03/18/2025	03/28/2025		03/28/2025	117.50
Account <b>53130 - Medical</b> Totals										Invoice Transactions 2
										<u>\$8,022.50</u>
Account <b>53210 - Telephone</b>										
13969 - AT&T Mobility II, LLC	2872974211320325	06-cell phone chgs 02/12/25-03/11/25-Inv. 287297421132X03192025	Paid by Check # 79880		03/19/2025	03/19/2025	03/19/2025		03/19/2025	41.10
13969 - AT&T Mobility II, LLC	2872897487800325	06-cell phone chgs 02/12/25-03/11/25-Inv. 287289748780X03192025	Paid by Check # 79879		03/19/2025	03/19/2025	03/19/2025		03/19/2025	187.85
Account <b>53210 - Telephone</b> Totals										Invoice Transactions 2
										<u>\$228.95</u>



# Board of Public Works Claim Register

Invoice Date Range 03/15/25 - 03/28/25

Vendor	Invoice No.	Invoice Description	Status	Held Reason	Invoice Date	Due Date	G/L Date	Received Date	Payment Date	Invoice Amount
Fund <b>1101 - General</b>										
Department <b>01 - Animal Shelter</b>										
Program <b>010000 - Main</b>										
Account <b>53230 - Travel</b>										
9723 - Danyale Carpenter	021925-EUTHTRAIN	01 - Reimbursement for Midwest Vet Conference	Paid by EFT # 64612		03/18/2025	03/18/2025	03/28/2025		03/28/2025	318.90
6568 - Carly Farmer	021925-EUTHTRAIN	01 - Reimbursement for Midwest Vet Conference	Paid by EFT # 64641		03/18/2025	03/18/2025	03/28/2025		03/28/2025	223.00
Account <b>53230 - Travel</b> Totals							Invoice Transactions		2	\$541.90
Account <b>53540 - Natural Gas</b>										
222 - Indiana Gas Co. INC (CenterPoint Energy) (Vectren)	13241218-0031025	01-ACC-gas bill 02/05/25-03/04/25	Paid by Check # 79885		03/19/2025	03/19/2025	03/19/2025		03/19/2025	642.77
Account <b>53540 - Natural Gas</b> Totals							Invoice Transactions		1	\$642.77
Account <b>53610 - Building Repairs</b>										
321 - Harrell Fish, INC (HFI)	ZW23678	01 - Water Heater Repair-2/12/25	Paid by EFT # 64658		03/18/2025	03/18/2025	03/28/2025		03/28/2025	1,182.99
321 - Harrell Fish, INC (HFI)	ZW23457	01 - HVAC Repair-12/19/24	Paid by EFT # 64658		03/18/2025	03/18/2025	03/28/2025		03/28/2025	516.00
Account <b>53610 - Building Repairs</b> Totals							Invoice Transactions		2	\$1,698.99
Program <b>010000 - Main</b> Totals							Invoice Transactions		33	\$19,964.12
Program <b>010001 - Donations Over \$5K</b>										
Account <b>52210 - Institutional Supplies</b>										
4633 - Midwest Veterinary Supply, INC	24483018-100	01-Antifungal treatments, steroids, supportive therapies & suppl	Paid by EFT # 64713		03/18/2025	03/18/2025	03/28/2025		03/28/2025	501.03
Account <b>52210 - Institutional Supplies</b> Totals							Invoice Transactions		1	\$501.03
Account <b>53130 - Medical</b>										
6529 - BloomingPaws, LLC	733886	01-Exam & diagnostics -Roscoe	Paid by EFT # 64599		03/18/2025	03/18/2025	03/28/2025		03/28/2025	66.21
6529 - BloomingPaws, LLC	733883	01-Heartworm treatment- Jimmy	Paid by EFT # 64599		03/18/2025	03/18/2025	03/28/2025		03/28/2025	186.27
3929 - IDEXX Laboratories, INC	0225165023	01-Bloodwork, wellness and full CBC for Luna & Pluto	Paid by EFT # 64666		03/18/2025	03/18/2025	03/28/2025		03/28/2025	242.64
Account <b>53130 - Medical</b> Totals							Invoice Transactions		3	\$495.12
Program <b>010001 - Donations Over \$5K</b> Totals							Invoice Transactions		4	\$996.15
Department <b>01 - Animal Shelter</b> Totals							Invoice Transactions		37	\$20,960.27



# Board of Public Works Claim Register

Invoice Date Range 03/15/25 - 03/28/25

Vendor	Invoice No.	Invoice Description	Status	Held Reason	Invoice Date	Due Date	G/L Date	Received Date	Payment Date	Invoice Amount
<b>Fund 1101 - General</b>										
Department <b>02 - Public Works</b>										
Program <b>020000 - Main</b>										
Account <b>53210 - Telephone</b>										
13969 - AT&T Mobility II, LLC	2872897487800325	06-cell phone chgs 02/12/25-03/11/25- Inv. 287289748780X031920 25	Paid by Check # 79879		03/19/2025	03/19/2025	03/19/2025		03/19/2025	233.70
1079 - AT&T	812R08178802-25	02-Radio circuits-phone charges 01/29/25- 02/28/25	Paid by Check # 79876		03/19/2025	03/19/2025	03/19/2025		03/19/2025	180.23
Account <b>53210 - Telephone</b> Totals									Invoice Transactions 2	<u>\$413.93</u>
Account <b>53990 - Other Services and Charges</b>										
7239 - Azteca Systems Holdings, LLC	INV9829	02-On-Site asset mgt. config/staff trng-follow up mod-2/19-27	Paid by EFT # 64589		03/18/2025	03/18/2025	03/28/2025		03/28/2025	16,168.75
4156 - Pyramid Equipment, INC	27302	17-repairs to the body of Unit 938-8 Cu Yd rear-load body	Paid by EFT # 64742		03/18/2025	03/18/2025	03/28/2025		03/28/2025	36,884.85
Account <b>53990 - Other Services and Charges</b> Totals									Invoice Transactions 2	<u>\$53,053.60</u>
Program <b>020000 - Main</b> Totals									Invoice Transactions 4	<u>\$53,467.53</u>
Department <b>02 - Public Works</b> Totals									Invoice Transactions 4	<u>\$53,467.53</u>
Department <b>03 - City Clerk</b>										
Program <b>030000 - Main</b>										
Account <b>52110 - Office Supplies</b>										
6530 - Office Depot, INC	413100808001	03-Cleaning supplies- swiffer duster, cleaning wipes	Paid by EFT # 64722		03/18/2025	03/18/2025	03/28/2025		03/28/2025	23.04
Account <b>52110 - Office Supplies</b> Totals									Invoice Transactions 1	<u>\$23.04</u>
Account <b>52420 - Other Supplies</b>										
8541 - Amazon.com Sales, INC (Amazon.com Services LLC)	1L1Q-1GRC-4GWC	03-Deputy clerk wireless keyboard	Paid by EFT # 64581		03/18/2025	03/18/2025	03/28/2025		03/28/2025	229.00
6530 - Office Depot, INC	413100810001	03-baskets for Clerks office (2)	Paid by EFT # 64722		03/18/2025	03/18/2025	03/28/2025		03/28/2025	40.98
6530 - Office Depot, INC	413100807001	03-wall clock for Clerk suite	Paid by EFT # 64722		03/18/2025	03/18/2025	03/28/2025		03/28/2025	50.79
53442 - Paragon Micro, INC	S5190775	03-Laptop computer, dock, briefcase, LED monitor, battery backup	Paid by EFT # 64729		03/18/2025	03/18/2025	03/28/2025		03/28/2025	2,169.94
Account <b>52420 - Other Supplies</b> Totals									Invoice Transactions 4	<u>\$2,490.71</u>



# Board of Public Works Claim Register

Invoice Date Range 03/15/25 - 03/28/25

Vendor	Invoice No.	Invoice Description	Status	Held Reason	Invoice Date	Due Date	G/L Date	Received Date	Payment Date	Invoice Amount
Fund <b>1101 - General</b>										
Department <b>03 - City Clerk</b>										
Program <b>030000 - Main</b>										
Account <b>53210 - Telephone</b>										
13969 - AT&T Mobility II, LLC	2872974211320325	06-cell phone chgs 02/12/25-03/11/25-Inv. 287297421132X03192025	Paid by Check # 79880		03/19/2025	03/19/2025	03/19/2025		03/19/2025	164.40
					Account <b>53210 - Telephone</b> Totals		Invoice Transactions 1			\$164.40
Account <b>53910 - Dues and Subscriptions</b>										
7231 - International Institute of Municipal Clerks	41391-2025	03-2025 dues Deputy Clerk-additional member S. McDowell	Paid by EFT # 64677		03/18/2025	03/18/2025	03/28/2025		03/28/2025	160.00
7231 - International Institute of Municipal Clerks	38486-2025	03-2025 dues Clerk N. Bolden, MMC	Paid by EFT # 64677		03/18/2025	03/18/2025	03/28/2025		03/28/2025	260.00
					Account <b>53910 - Dues and Subscriptions</b> Totals		Invoice Transactions 2			\$420.00
					Program <b>030000 - Main</b> Totals		Invoice Transactions 8			\$3,098.15
					Department <b>03 - City Clerk</b> Totals		Invoice Transactions 8			\$3,098.15
Department <b>04 - Economic &amp; Sustainable Dev</b>										
Program <b>040000 - Main</b>										
Account <b>52110 - Office Supplies</b>										
8541 - Amazon.com Sales, INC (Amazon.com Services LLC)	1T6Q-X9NM-1L6K	04-Rechargeable Batteries (AA, AAA)	Paid by EFT # 64581		03/18/2025	03/18/2025	03/28/2025		03/28/2025	19.19
					Account <b>52110 - Office Supplies</b> Totals		Invoice Transactions 1			\$19.19
Account <b>52420 - Other Supplies</b>										
6530 - Office Depot, INC	410628952001	04-Varidesk, Standing Mat	Paid by EFT # 64722		03/18/2025	03/18/2025	03/28/2025		03/28/2025	563.66
6530 - Office Depot, INC	410628953001	04-Headphones for new employee	Paid by EFT # 64722		03/18/2025	03/18/2025	03/28/2025		03/28/2025	75.39
6530 - Office Depot, INC	412209185001	04-Chair for new employee	Paid by EFT # 64722		03/18/2025	03/18/2025	03/28/2025		03/28/2025	337.89
					Account <b>52420 - Other Supplies</b> Totals		Invoice Transactions 3			\$976.94
Account <b>53160 - Instruction</b>										
205 - City Of Bloomington	WHML-032725A	04-Table-2025 Women's History Month Luncheon (8)	Paid by Check # 79891		03/18/2025	03/18/2025	03/28/2025		03/28/2025	425.00
					Account <b>53160 - Instruction</b> Totals		Invoice Transactions 1			\$425.00





# Board of Public Works Claim Register

Invoice Date Range 03/15/25 - 03/28/25

Vendor	Invoice No.	Invoice Description	Status	Held Reason	Invoice Date	Due Date	G/L Date	Received Date	Payment Date	Invoice Amount
Fund <b>1101 - General</b>										
Department <b>04 - Economic &amp; Sustainable Dev</b>										
Program <b>040000 - Main</b>										
Account <b>53210 - Telephone</b>										
13969 - AT&T Mobility II, LLC	2872974211320325	06-cell phone chgs 02/12/25-03/11/25-Inv. 287297421132X03192025	Paid by Check # 79880		03/19/2025	03/19/2025	03/19/2025		03/19/2025	82.20
					Account <b>53210 - Telephone</b> Totals		Invoice Transactions 1			<hr/> \$82.20
Account <b>53320 - Advertising</b>										
9241 - Gannett Media Corp (Gannett Indiana/Kentucky)	0006975511	04- BEDC Notice of Public Hearing -AD# 11014392	Paid by EFT # 64649		03/18/2025	03/18/2025	03/28/2025		03/28/2025	82.00
					Account <b>53320 - Advertising</b> Totals		Invoice Transactions 1			<hr/> \$82.00
Account <b>53910 - Dues and Subscriptions</b>										
8051 - Community Climate Solutions	1152	04-Extend SaaS contract to support Zero in Bloomington platform	Paid by EFT # 64621		03/18/2025	03/18/2025	03/28/2025		03/28/2025	7,000.00
					Account <b>53910 - Dues and Subscriptions</b> Totals		Invoice Transactions 1			<hr/> \$7,000.00
Account <b>53960 - Grants</b>										
4397 - A & D Cycling Enterprises, LLC (Revolution Bike )	517	04-SCO Bike Sub Cross eRide 30 Men INT L for E. Fischer	Paid by EFT # 64574		03/18/2025	03/18/2025	03/28/2025		03/28/2025	1,800.00
4397 - A & D Cycling Enterprises, LLC (Revolution Bike )	518	04-Hudson E2 Step-thru 18 2022 Deep Blue for A. Kresmery	Paid by EFT # 64574		03/18/2025	03/18/2025	03/28/2025		03/28/2025	1,800.00
4397 - A & D Cycling Enterprises, LLC (Revolution Bike )	519	04-Hudson E2 Step-thru 18 2022 Deep Blue for Z. Fleener	Paid by EFT # 64574		03/18/2025	03/18/2025	03/28/2025		03/28/2025	1,800.00
4397 - A & D Cycling Enterprises, LLC (Revolution Bike )	520	04-SCO Bike Sub Cross eRide 30 Men INT L for J. Richardson	Paid by EFT # 64574		03/18/2025	03/18/2025	03/28/2025		03/28/2025	1,800.00
4505 - Bicycle Garage, INC	022125141326335	04-Townie go@ 5I Stp thru US 26 apricot for J. Porowski	Paid by Check # 79888		03/18/2025	03/18/2025	03/28/2025		03/28/2025	2,000.00
9461 - JTBE, LLC dba Bloomington Bicycles	E0882D3A-0001	04-Sinch 2 Quicksilver for T. Martin Aventon	Paid by EFT # 64686		03/18/2025	03/18/2025	03/28/2025		03/28/2025	1,699.00
9461 - JTBE, LLC dba Bloomington Bicycles	031105	04-Aventon Adventure 2 Ebike Large Slate Grey for A. Prather	Paid by EFT # 64686		03/18/2025	03/18/2025	03/28/2025		03/28/2025	1,699.00
9461 - JTBE, LLC dba Bloomington Bicycles	031102	04-Aventon Adventure 2 Ebike Reg Camo- J. Rogers	Paid by EFT # 64686		03/18/2025	03/18/2025	03/28/2025		03/28/2025	1,699.00



# Board of Public Works Claim Register

Invoice Date Range 03/15/25 - 03/28/25

Vendor	Invoice No.	Invoice Description	Status	Held Reason	Invoice Date	Due Date	G/L Date	Received Date	Payment Date	Invoice Amount
<b>Fund 1101 - General</b>										
Department <b>04 - Economic &amp; Sustainable Dev</b>										
Program <b>040000 - Main</b>										
Account <b>53960 - Grants</b>										
9461 - JTBE, LLC dba Bloomington Bicycles	031104	04-Aventon Adventure 2 Step-Through Ebike Regular- K. McElfresh	Paid by EFT # 64686		03/18/2025	03/18/2025	03/28/2025		03/28/2025	1,699.00
9461 - JTBE, LLC dba Bloomington Bicycles	301101	04-Aventon Level 2 Step-Through Commuter EBike reg- R. Mahan	Paid by EFT # 64686		03/18/2025	03/18/2025	03/28/2025		03/28/2025	1,599.00
9461 - JTBE, LLC dba Bloomington Bicycles	031103	04-Aventon Adventure 2 Ebike Large Slate Grey for T. Cleary	Paid by EFT # 64686		03/18/2025	03/18/2025	03/28/2025		03/28/2025	1,699.00
8528 - Caleb Olin Meredith Poer	BACGRANT-12.2024	04-Artistic Advancement Grant 2024	Paid by EFT # 64735		03/18/2025	03/18/2025	03/28/2025		03/28/2025	1,000.00
							Account <b>53960 - Grants</b> Totals	Invoice Transactions 12		\$20,294.00
							Program <b>040000 - Main</b> Totals	Invoice Transactions 20		\$28,879.33
							Department <b>04 - Economic &amp; Sustainable Dev</b> Totals	Invoice Transactions 20		\$28,879.33
Department <b>05 - Common Council</b>										
Program <b>050000 - Main</b>										
Account <b>53210 - Telephone</b>										
13969 - AT&T Mobility II, LLC	2872974211320325	06-cell phone chgs 02/12/25-03/11/25-Inv. 287297421132X03192025	Paid by Check # 79880		03/19/2025	03/19/2025	03/19/2025		03/19/2025	88.20
							Account <b>53210 - Telephone</b> Totals	Invoice Transactions 1		\$88.20
							Program <b>050000 - Main</b> Totals	Invoice Transactions 1		\$88.20
							Department <b>05 - Common Council</b> Totals	Invoice Transactions 1		\$88.20
Department <b>06 - Controller's Office</b>										
Program <b>060000 - Main</b>										
Account <b>52110 - Office Supplies</b>										
8541 - Amazon.com Sales, INC (Amazon.com Services LLC)	1TCH-337P-QR4T	06-Note pads, pen refills, correction tape for stock	Paid by EFT # 64581		03/18/2025	03/18/2025	03/28/2025		03/28/2025	32.59
							Account <b>52110 - Office Supplies</b> Totals	Invoice Transactions 1		\$32.59
Account <b>53320 - Advertising</b>										
9241 - Gannett Media Corp (Gannett Indiana/Kentucky)	0006975576	06-Public Notice additional appropriations printed 2/14/25	Paid by EFT # 64649		03/18/2025	03/18/2025	03/28/2025		03/28/2025	35.50



# Board of Public Works Claim Register

Invoice Date Range 03/15/25 - 03/28/25

Vendor	Invoice No.	Invoice Description	Status	Held Reason	Invoice Date	Due Date	G/L Date	Received Date	Payment Date	Invoice Amount
<b>Fund 1101 - General</b>										
Department <b>06 - Controller's Office</b>										
Program <b>060000 - Main</b>										
Account <b>53320 - Advertising</b>										
9241 - Gannett Media Corp (Gannett Indiana/Kentucky)	0006975511A	06-Notices to taxpayers-Cum Cap Development fund	Paid by EFT # 64649		03/18/2025	03/18/2025	03/28/2025		03/28/2025	46.36
9241 - Gannett Media Corp (Gannett Indiana/Kentucky)	0006975511B	06-Notice Convention Ctr lease public hearing 2/21/25	Paid by EFT # 64649		03/18/2025	03/18/2025	03/28/2025		03/28/2025	74.00
Account <b>53320 - Advertising</b> Totals									Invoice Transactions 3	<u>\$155.86</u>
Account <b>53990 - Other Services and Charges</b>										
5648 - Reedy Financial Group, PC	12098	06-Admin/Budget Consulting/Financial Plan-2/28/25	Paid by EFT # 64744		03/18/2025	03/18/2025	03/28/2025		03/28/2025	11,053.66
5648 - Reedy Financial Group, PC	12099	06-Admin/TIF Financial Consulting/TIF Econ Dev -2/28/25	Paid by EFT # 64744		03/18/2025	03/18/2025	03/28/2025		03/28/2025	6,440.70
Account <b>53990 - Other Services and Charges</b> Totals									Invoice Transactions 2	<u>\$17,494.36</u>
Program <b>060000 - Main</b> Totals									Invoice Transactions 6	<u>\$17,682.81</u>
Department <b>06 - Controller's Office</b> Totals									Invoice Transactions 6	<u>\$17,682.81</u>
Department <b>07 - Engineering</b>										
Program <b>070000 - Main</b>										
Account <b>53210 - Telephone</b>										
13969 - AT&T Mobility II, LLC	2872974211320325	06-cell phone chgs 02/12/25-03/11/25-Inv. 287297421132X03192025	Paid by Check # 79880		03/19/2025	03/19/2025	03/19/2025		03/19/2025	935.55
Account <b>53210 - Telephone</b> Totals									Invoice Transactions 1	<u>\$935.55</u>
Account <b>53910 - Dues and Subscriptions</b>										
9698 - Doxpop LLC	17398587	07 - Public Records Subscription Access 03/13/25-04/12/25	Paid by EFT # 64632		03/18/2025	03/18/2025	03/28/2025		03/28/2025	29.70
Account <b>53910 - Dues and Subscriptions</b> Totals									Invoice Transactions 1	<u>\$29.70</u>
Account <b>53990 - Other Services and Charges</b>										
11272 - Patriot Engineering And Enviromental, INC	143132	07 - Geotechnical Services thru 02/28/25	Paid by EFT # 64730		03/18/2025	03/18/2025	03/28/2025		03/28/2025	700.25
2128 - Van Ausdall & Farrar, INC	612917	07 - Scan and Digitize Misc. Archived Files to OnBase-4/30/24	Paid by EFT # 64786		03/18/2025	03/18/2025	03/28/2025		03/28/2025	6,562.68
2128 - Van Ausdall & Farrar, INC	625445	07 - Scan and Digitize Misc. Archived Files to OnBase-8/31/24	Paid by EFT # 64786		03/18/2025	03/18/2025	03/28/2025		03/28/2025	3,973.92



# Board of Public Works Claim Register

Invoice Date Range 03/15/25 - 03/28/25

Vendor	Invoice No.	Invoice Description	Status	Held Reason	Invoice Date	Due Date	G/L Date	Received Date	Payment Date	Invoice Amount
<b>Fund 1101 - General</b>										
Department <b>07 - Engineering</b>										
Program <b>070000 - Main</b>										
Account <b>53990 - Other Services and Charges</b>										
2128 - Van Ausdall & Farrar, INC	615785	07 - Scan and Digitize Misc. Archived Files to OnBase-5/31/24	Paid by EFT # 64786		03/18/2025	03/18/2025	03/28/2025		03/28/2025	4,161.60
Account <b>53990 - Other Services and Charges</b> Totals							Invoice Transactions	4		\$15,398.45
Program <b>070000 - Main</b> Totals							Invoice Transactions	6		\$16,363.70
Department <b>07 - Engineering</b> Totals							Invoice Transactions	6		\$16,363.70
Department <b>09 - CFRD</b>										
Program <b>090000 - Main</b>										
Account <b>53210 - Telephone</b>										
13969 - AT&T Mobility II, LLC	2872974211320325	06-cell phone chgs 02/12/25-03/11/25-Inv. 287297421132X03192025	Paid by Check # 79880		03/19/2025	03/19/2025	03/19/2025		03/19/2025	211.50
Account <b>53210 - Telephone</b> Totals							Invoice Transactions	1		\$211.50
Account <b>53310 - Printing</b>										
3892 - Midwest Color Printing, INC	INV-22453	09-250 Business Cards- A. Vosmeier, C. Culp, M. Shermis-250ct	Paid by EFT # 64712		03/18/2025	03/18/2025	03/28/2025		03/28/2025	227.49
Account <b>53310 - Printing</b> Totals							Invoice Transactions	1		\$227.49
Program <b>090000 - Main</b> Totals							Invoice Transactions	2		\$438.99
Department <b>09 - CFRD</b> Totals							Invoice Transactions	2		\$438.99
Department <b>10 - Legal</b>										
Program <b>100000 - Main</b>										
Account <b>53120 - Special Legal Services</b>										
19660 - Bose McKinney & Evans, LLP	904126	10-annexation remonstrance legal services 02/03/25-02/28/25	Paid by EFT # 64605		03/18/2025	03/18/2025	03/28/2025		03/28/2025	12,747.90
205 - City Of Bloomington	000440522	10-Mo Co Rec-PC reimb-waivers recorded-3/6/25	Paid by Check # 79890		03/18/2025	03/18/2025	03/28/2025		03/28/2025	50.00
Account <b>53120 - Special Legal Services</b> Totals							Invoice Transactions	2		\$12,797.90





# Board of Public Works Claim Register

Invoice Date Range 03/15/25 - 03/28/25

Vendor	Invoice No.	Invoice Description	Status	Held Reason	Invoice Date	Due Date	G/L Date	Received Date	Payment Date	Invoice Amount
<b>Fund 1101 - General</b>										
Department <b>10 - Legal</b>										
Program <b>100000 - Main</b>										
Account <b>53910 - Dues and Subscriptions</b>										
7712 - Indiana Municipal Lawyers Assoc., INC (IMLA)	118842	10-D. Kerr -2025 Dues	Paid by Check # 79896		03/18/2025	03/18/2025	03/28/2025		03/28/2025	85.00
Account <b>53910 - Dues and Subscriptions</b> Totals									Invoice Transactions 1	\$85.00
Account <b>53990 - Other Services and Charges</b>										
9527 - NgenioUSA, LLC	935	10-training services materials-MPO surveys X 13	Paid by EFT # 64720		03/18/2025	03/18/2025	03/28/2025		03/28/2025	500.00
Account <b>53990 - Other Services and Charges</b> Totals									Invoice Transactions 1	\$500.00
Program <b>100000 - Main</b> Totals									Invoice Transactions 4	\$13,382.90
Department <b>10 - Legal</b> Totals									Invoice Transactions 4	\$13,382.90
Department <b>11 - Mayor's Office</b>										
Program <b>110000 - Main</b>										
Account <b>53160 - Instruction</b>										
9158 - Krista Padgett	MV20250303	11-Prof Instruction Serv-M. VanSchaik Feb-Mar 2025	Paid by EFT # 64728		03/18/2025	03/18/2025	03/28/2025		03/28/2025	800.00
Account <b>53160 - Instruction</b> Totals									Invoice Transactions 1	\$800.00
Account <b>53210 - Telephone</b>										
13969 - AT&T Mobility II, LLC	2872874302160325	06-cell phone chgs 02/12/25-03/11/25-Inv. 287287430216X030192025	Paid by Check # 79878		03/19/2025	03/19/2025	03/19/2025		03/19/2025	83.24
Account <b>53210 - Telephone</b> Totals									Invoice Transactions 1	\$83.24
Account <b>53310 - Printing</b>										
7815 - A&M Graphics (Baugh Fine Print and Mailing)	43928	11-4 Double Sided Yard Signs for Traveling Town Hall	Paid by EFT # 64575		03/18/2025	03/18/2025	03/28/2025		03/28/2025	95.00
Account <b>53310 - Printing</b> Totals									Invoice Transactions 1	\$95.00
Account <b>53990 - Other Services and Charges</b>										
9147 - Carolyn Thomson	75	11-Reimb-Lunch with CivicBrand Group-3/11/25	Paid by EFT # 64777		03/18/2025	03/18/2025	03/28/2025		03/28/2025	233.00
Account <b>53990 - Other Services and Charges</b> Totals									Invoice Transactions 1	\$233.00
Program <b>110000 - Main</b> Totals									Invoice Transactions 4	\$1,211.24
Department <b>11 - Mayor's Office</b> Totals									Invoice Transactions 4	\$1,211.24



# Board of Public Works Claim Register

Invoice Date Range 03/15/25 - 03/28/25

Vendor	Invoice No.	Invoice Description	Status	Held Reason	Invoice Date	Due Date	G/L Date	Received Date	Payment Date	Invoice Amount
<b>Fund 1101 - General</b>										
Department <b>12 - Human Resources</b>										
Program <b>120000 - Main</b>										
Account <b>52420 - Other Supplies</b>										
8541 - Amazon.com Sales, INC (Amazon.com Services LLC)	16MV-XWKC-6XR4	12-6 pack tablecloths for Intern Event	Paid by EFT # 64581		03/18/2025	03/18/2025	03/28/2025		03/28/2025	72.80
9148 - Office Easel LLC	127970A	12-Employee Name Badges x 3- Dragovich/Moore/Brown	Paid by EFT # 64723		03/18/2025	03/18/2025	03/28/2025		03/28/2025	36.00
9148 - Office Easel LLC	127988A	12-Employee Name Badges x 8 (Street Dept)	Paid by EFT # 64723		03/18/2025	03/18/2025	03/28/2025		03/28/2025	88.00
Account <b>52420 - Other Supplies</b> Totals									Invoice Transactions 3	<u>\$196.80</u>
Account <b>53210 - Telephone</b>										
13969 - AT&T Mobility II, LLC	2872974211320325	06-cell phone chgs 02/12/25-03/11/25-Inv. 287297421132X03192025	Paid by Check # 79880		03/19/2025	03/19/2025	03/19/2025		03/19/2025	94.20
Account <b>53210 - Telephone</b> Totals									Invoice Transactions 1	<u>\$94.20</u>
Account <b>53990 - Other Services and Charges</b>										
8882 - Employers Choice Online INC	65331	12-background checks (12) - February 2025	Paid by EFT # 64638		03/18/2025	03/18/2025	03/28/2025		03/28/2025	435.08
9457 - Kelsey Pierce Gregory	008	12-Compensation and Classification Consultation 2/14/25-03/2/25	Paid by EFT # 64656		03/18/2025	03/18/2025	03/28/2025		03/28/2025	1,375.00
9533 - KFPro , INC (HRPro)	140958	12- February 2025 Administration Fee	Paid by EFT # 64690		03/18/2025	03/18/2025	03/28/2025		03/28/2025	45.00
9533 - KFPro , INC (HRPro)	139684	12- January 2025 Administration fee	Paid by EFT # 64690		03/18/2025	03/18/2025	03/28/2025		03/28/2025	45.00
9533 - KFPro , INC (HRPro)	142231	12- March 2025 Administration Fee	Paid by EFT # 64690		03/18/2025	03/18/2025	03/28/2025		03/28/2025	45.00
9710 - Marsh & McLennan Companies INC (Mercer (US LLC)	998374187	12-MBD North Central Region Metropolitan Positions Survey	Paid by EFT # 64705		03/18/2025	03/18/2025	03/28/2025		03/28/2025	3,150.00
Account <b>53990 - Other Services and Charges</b> Totals									Invoice Transactions 6	<u>\$5,095.08</u>
Program <b>120000 - Main</b> Totals									Invoice Transactions 10	<u>\$5,386.08</u>
Department <b>12 - Human Resources</b> Totals									Invoice Transactions 10	<u>\$5,386.08</u>
Department <b>13 - Planning</b>										
Program <b>130000 - Main</b>										
Account <b>52110 - Office Supplies</b>										
8541 - Amazon.com Sales, INC (Amazon.com Services LLC)	14C1-LM1C-PM4F	13-Notebooks, and 9V batteries for Level Tool	Paid by EFT # 64581		03/18/2025	03/18/2025	03/28/2025		03/28/2025	47.16



# Board of Public Works Claim Register

Invoice Date Range 03/15/25 - 03/28/25

Vendor	Invoice No.	Invoice Description	Status	Held Reason	Invoice Date	Due Date	G/L Date	Received Date	Payment Date	Invoice Amount
<b>Fund 1101 - General</b>										
Department <b>13 - Planning</b>										
Program <b>130000 - Main</b>										
Account <b>52110 - Office Supplies</b>										
8541 - Amazon.com Sales, INC (Amazon.com Services LLC)	1R3Y-6X91- HCNC	13- Laminating Machine and Sheets for Pop up Events	Paid by EFT # 64581		03/18/2025	03/18/2025	03/28/2025		03/28/2025	37.01
8541 - Amazon.com Sales, INC (Amazon.com Services LLC)	1QMD-V6L3- 4HYC	13- Variety Sizes of Laminating Sheets	Paid by EFT # 64581		03/18/2025	03/18/2025	03/28/2025		03/28/2025	21.24
8541 - Amazon.com Sales, INC (Amazon.com Services LLC)	1XRX-39TJ- 37FF	13- Magnets for White Board	Paid by EFT # 64581		03/18/2025	03/18/2025	03/28/2025		03/28/2025	13.29
6530 - Office Depot, INC	412192541001	13- Address labels and envelope sealer	Paid by EFT # 64722		03/18/2025	03/18/2025	03/28/2025		03/28/2025	9.08
Account <b>52110 - Office Supplies</b> Totals									Invoice Transactions 5	<u>\$127.78</u>
Account <b>52420 - Other Supplies</b>										
8541 - Amazon.com Sales, INC (Amazon.com Services LLC)	1H61-PX49- L4YK	13- TZ 30000 Plotter Paper Replacement (2)	Paid by EFT # 64581		03/18/2025	03/18/2025	03/28/2025		03/28/2025	107.66
8541 - Amazon.com Sales, INC (Amazon.com Services LLC)	199P-FJP6- QTCF	13- Weighted beanbags for public engagement activities	Paid by EFT # 64581		03/18/2025	03/18/2025	03/28/2025		03/28/2025	21.29
Account <b>52420 - Other Supplies</b> Totals									Invoice Transactions 2	<u>\$128.95</u>
Account <b>53210 - Telephone</b>										
13969 - AT&T Mobility II, LLC	2872974211320 325	06-cell phone chgs 02/12/25-03/11/25- Inv. 287297421132X031920 25	Paid by Check # 79880		03/19/2025	03/19/2025	03/19/2025		03/19/2025	369.90
Account <b>53210 - Telephone</b> Totals									Invoice Transactions 1	<u>\$369.90</u>
Account <b>53320 - Advertising</b>										
9241 - Gannett Media Corp (Gannett Indiana/Kentucky)	0006975571	13-Legal Ads 02/10/25- 02/28/25	Paid by EFT # 64649		03/18/2025	03/18/2025	03/28/2025		03/28/2025	277.00
Account <b>53320 - Advertising</b> Totals									Invoice Transactions 1	<u>\$277.00</u>
Account <b>53990 - Other Services and Charges</b>										
6235 - Toole Design Group, LLC	CMH.00168_22	13-Corridor Study- College &Walnut-45/46 Bypass to Allen- 01/31/25	Paid by EFT # 64779		03/18/2025	03/18/2025	03/28/2025		03/28/2025	2,817.50
Account <b>53990 - Other Services and Charges</b> Totals									Invoice Transactions 1	<u>\$2,817.50</u>
Program <b>130000 - Main</b> Totals									Invoice Transactions 10	<u>\$3,721.13</u>
Department <b>13 - Planning</b> Totals									Invoice Transactions 10	<u>\$3,721.13</u>





# Board of Public Works Claim Register

Invoice Date Range 03/15/25 - 03/28/25

Vendor	Invoice No.	Invoice Description	Status	Held Reason	Invoice Date	Due Date	G/L Date	Received Date	Payment Date	Invoice Amount
<b>Fund 1101 - General</b>										
Department <b>19 - Facilities Maintenance</b>										
Program <b>190000 - Main</b>										
Account <b>52310 - Building Materials and Supplies</b>										
4574 - John Deere Financial f.s.b. (Rural King)	320793	19 - return credit for defective spreaders (2)-	Paid by Check # 79899		03/18/2025	03/18/2025	03/28/2025		03/28/2025	(399.98)
4574 - John Deere Financial f.s.b. (Rural King)	192663	19 - Drum liners, shop rags, febreze for Facilities	Paid by Check # 79899		03/18/2025	03/18/2025	03/28/2025		03/28/2025	205.67
8658 - Kleindorfer's Hardware LLC	782945	19-brush, wall clock, bolts, thinner, spray bottle	Paid by EFT # 64693		03/18/2025	03/18/2025	03/28/2025		03/28/2025	176.87
4443 - The Sherwin Williams Company	8122-7	19-wet paint tape for City Hall awning	Paid by EFT # 64775		03/18/2025	03/18/2025	03/28/2025		03/28/2025	14.26
4443 - The Sherwin Williams Company	8121-9	19-paint-City Hall awning-5 5 gal., 5 1 gal, thinner, pails	Paid by EFT # 64775		03/18/2025	03/18/2025	03/28/2025		03/28/2025	727.80
798 - Winters Associates Promotional Products, INC	115575	19-Clothing Apparel-Facilities and DPW Staff - 1/27/2025	Paid by EFT # 64800		03/18/2025	03/18/2025	03/28/2025		03/28/2025	358.39
Account <b>52310 - Building Materials and Supplies</b> Totals									Invoice Transactions 6	\$1,083.01
Account <b>52420 - Other Supplies</b>										
8541 - Amazon.com Sales, INC (Amazon.com Services LLC)	1R4D-RVTG-4T69	19-water filters-City Hall drinking fountains- 2 3 pk	Paid by EFT # 64581		03/18/2025	03/18/2025	03/28/2025		03/28/2025	441.08
8541 - Amazon.com Sales, INC (Amazon.com Services LLC)	1NLR-GKTM-VTHQ	19-cell phone equipment for N.Spagnolo	Paid by EFT # 64581		03/18/2025	03/18/2025	03/28/2025		03/28/2025	59.88
Account <b>52420 - Other Supplies</b> Totals									Invoice Transactions 2	\$500.96
Account <b>52430 - Uniforms and Tools</b>										
19171 - Vestis Group, INC (FKA Aramark)	4080171346	19-Uniforms for Facility Employees-R. Flake- 2/27/25	Paid by EFT # 64789		03/18/2025	03/18/2025	03/28/2025		03/28/2025	14.20
19171 - Vestis Group, INC (FKA Aramark)	4080172393	19-Uniforms for Facility Employees-R. Flake- 3/6/25	Paid by EFT # 64789		03/18/2025	03/18/2025	03/28/2025		03/28/2025	14.20
Account <b>52430 - Uniforms and Tools</b> Totals									Invoice Transactions 2	\$28.40
Account <b>53210 - Telephone</b>										
13969 - AT&T Mobility II, LLC	2872897487800325	06-cell phone chgs 02/12/25-03/11/25- Inv. 287289748780X03192025	Paid by Check # 79879		03/19/2025	03/19/2025	03/19/2025		03/19/2025	167.16



# Board of Public Works Claim Register

Invoice Date Range 03/15/25 - 03/28/25

Vendor	Invoice No.	Invoice Description	Status	Held Reason	Invoice Date	Due Date	G/L Date	Received Date	Payment Date	Invoice Amount
<b>Fund 1101 - General</b>										
Department <b>19 - Facilities Maintenance</b>										
Program <b>190000 - Main</b>										
Account <b>53210 - Telephone</b>										
13969 - AT&T Mobility II, LLC	2873273216180325	06-Unlim'td LTE Laptp/Hotsp-2/12-3/11/25-287327321618X03192025	Paid by Check # 79881		03/19/2025	03/19/2025	03/19/2025		03/19/2025	39.24
Account <b>53210 - Telephone</b> Totals Invoice Transactions 2										<u>\$206.40</u>
Account <b>53610 - Building Repairs</b>										
321 - Harrell Fish, INC (HFI)	C017654	19-SA City Hall quarterly planned maintenance Jan 2025	Paid by EFT # 64658		03/18/2025	03/18/2025	03/28/2025		03/28/2025	2,150.67
321 - Harrell Fish, INC (HFI)	C017807	19-SA City Hall quarterly planned maintenance Feb 2025	Paid by EFT # 64658		03/18/2025	03/18/2025	03/28/2025		03/28/2025	2,150.67
321 - Harrell Fish, INC (HFI)	C017972	19-SA City Hall quarterly planned maintenance March 2025	Paid by EFT # 64658		03/18/2025	03/18/2025	03/28/2025		03/28/2025	2,150.67
392 - Koorsen Fire & Security, INC	IN00886688	19-SA City Hall annual elevator monitoring 03/01/25-02/28/26	Paid by EFT # 64697		03/18/2025	03/18/2025	03/28/2025		03/28/2025	840.00
6688 - SSW Enterprises, LLC (Office Pride)	Inv-234862	19- November 2024 Cleaning Services for Street/Traffic	Paid by EFT # 64761		03/18/2025	03/18/2025	03/28/2025		03/28/2025	1,507.84
6688 - SSW Enterprises, LLC (Office Pride)	Inv-252995	19-All Facilities Buildings-monthly cleaning-Feb 2025	Paid by EFT # 64761		03/18/2025	03/18/2025	03/28/2025		03/28/2025	15,973.91
1420 - Richard Trinkle (Trinkle SnowPlowing LLC)	221289	19-SA City Hall-East side-snow removal-2/16 & 2/19/25	Paid by EFT # 64782		03/18/2025	03/18/2025	03/28/2025		03/28/2025	300.00
Account <b>53610 - Building Repairs</b> Totals Invoice Transactions 7										<u>\$25,073.76</u>
Account <b>53990 - Other Services and Charges</b>										
3892 - Midwest Color Printing, INC	INV-22656	19 - 250 business cards for N.Spagnolo	Paid by EFT # 64712		03/18/2025	03/18/2025	03/28/2025		03/28/2025	76.25
Account <b>53990 - Other Services and Charges</b> Totals Invoice Transactions 1										<u>\$76.25</u>
Program <b>190000 - Main</b> Totals Invoice Transactions 20										<u>\$26,968.78</u>
Department <b>19 - Facilities Maintenance</b> Totals Invoice Transactions 20										<u>\$26,968.78</u>



# Board of Public Works Claim Register

Invoice Date Range 03/15/25 - 03/28/25

Vendor	Invoice No.	Invoice Description	Status	Held Reason	Invoice Date	Due Date	G/L Date	Received Date	Payment Date	Invoice Amount
Fund <b>1101 - General</b>										
Department <b>20 - Street</b>										
Program <b>20CRED - STREET CRED</b>										
Account <b>54510 - Other Capital Outlays</b>										
9651 - International Cybernetics Company LP - IMS	250228-42	20-Asset Condition Data Collection & Reporting Project 02/28/25	Paid by EFT # 64676		03/18/2025	03/18/2025	03/28/2025		03/28/2025	1,891.45
9651 - International Cybernetics Company LP - IMS	250228-43	20-Asset Condition Data Collection & Reporting Project 02/28/25	Paid by EFT # 64676		03/18/2025	03/18/2025	03/28/2025		03/28/2025	1,591.25
Account <b>54510 - Other Capital Outlays</b> Totals							Invoice Transactions 2		<u>\$3,482.70</u>	
Program <b>20CRED - STREET CRED</b> Totals							Invoice Transactions 2		<u>\$3,482.70</u>	
Department <b>20 - Street</b> Totals							Invoice Transactions 2		<u>\$3,482.70</u>	
Department <b>28 - ITS</b>										
Program <b>280000 - Main</b>										
Account <b>52420 - Other Supplies</b>										
8670 - Barcodes Acquisition, INC. (Plasco LLC, DBA IDW)	INV7498066	28-Badge Making Supplies-ribbons, laminate	Paid by EFT # 64593		03/18/2025	03/18/2025	03/28/2025		03/28/2025	297.98
Account <b>52420 - Other Supplies</b> Totals							Invoice Transactions 1		<u>\$297.98</u>	
Account <b>53210 - Telephone</b>										
13969 - AT&T Mobility II, LLC	2872974211320325	06-cell phone chgs 02/12/25-03/11/25-Inv. 287297421132X03192025	Paid by Check # 79880		03/19/2025	03/19/2025	03/19/2025		03/19/2025	78.68
13969 - AT&T Mobility II, LLC	2872897487800325	06-cell phone chgs 02/12/25-03/11/25-Inv. 287289748780X03192025	Paid by Check # 79879		03/19/2025	03/19/2025	03/19/2025		03/19/2025	652.41
1079 - AT&T	849494015-030925	28-CH/off site fac-long distance chgs 03/09/2025-BAN #849494015	Paid by Check # 79874		03/19/2025	03/19/2025	03/19/2025		03/19/2025	97.02
Account <b>53210 - Telephone</b> Totals							Invoice Transactions 3		<u>\$828.11</u>	
Account <b>53640 - Hardware and Software Maintenance</b>										
3989 - Ricoh USA, INC	5071013066	28-City Civil Printer/Copier Maintenance 02/01/25-02/28/25	Paid by EFT # 64748		03/18/2025	03/18/2025	03/28/2025		03/28/2025	1,876.14





# Board of Public Works Claim Register

Invoice Date Range 03/15/25 - 03/28/25

Vendor	Invoice No.	Invoice Description	Status	Held Reason	Invoice Date	Due Date	G/L Date	Received Date	Payment Date	Invoice Amount
<b>Fund 1101 - General</b>										
Department <b>28 - ITS</b>										
Program <b>280000 - Main</b>										
Account <b>53640 - Hardware and Software Maintenance</b>										
3989 - Ricoh USA, INC	5071013270	28-4th St Garage-Copier/ Printer Maintenance 02/01/25-02/28/25	Paid by EFT # 64748		03/18/2025	03/18/2025	03/28/2025		03/28/2025	25.78
3989 - Ricoh USA, INC	5071013712	28-BPD Det-Copier/Printer Maintenance 02/01/25-02/28/25	Paid by EFT # 64748		03/18/2025	03/18/2025	03/28/2025		03/28/2025	49.06
3989 - Ricoh USA, INC	5071013826	28-ACC/BPD-Copier/Printer Maintenance 02/01/28-02/28/25	Paid by EFT # 64748		03/18/2025	03/18/2025	03/28/2025		03/28/2025	251.83
7961 - StarWind Software, INC	308811	28-Renewal of Nutanix license -1 year-2/25/25	Paid by EFT # 64764		03/18/2025	03/18/2025	03/28/2025		03/28/2025	13,966.00
Account <b>53640 - Hardware and Software Maintenance</b> Totals								Invoice Transactions	5	\$16,168.81
Account <b>53910 - Dues and Subscriptions</b>										
8441 - Promevo Holdings, INC (Promevo, LLC)	257634	28-Google Workspace 02/01/25-02/28/25	Paid by EFT # 64739		03/18/2025	03/18/2025	03/28/2025		03/28/2025	128.10
8441 - Promevo Holdings, INC (Promevo, LLC)	257584	28-Google Voice 02/01/25-02/28/25	Paid by EFT # 64739		03/18/2025	03/18/2025	03/28/2025		03/28/2025	72.04
Account <b>53910 - Dues and Subscriptions</b> Totals								Invoice Transactions	2	\$200.14
Program <b>280000 - Main</b> Totals								Invoice Transactions	11	\$17,495.04
Department <b>28 - ITS</b> Totals								Invoice Transactions	11	\$17,495.04
Fund <b>1101 - General</b> Totals								Invoice Transactions	145	\$212,626.85
<b>Fund 2201 - Motor Vehicle Highway</b>										
Department <b>20 - Street</b>										
Program <b>200000 - Main</b>										
Account <b>52340 - Other Repairs and Maintenance</b>										
413 - Bloomington Paint & Wallpaper Co	UDLVG	20-Latex Traffic Paint for ADA Parking Stalls on Kirkwood	Paid by Check # 79889		03/18/2025	03/18/2025	03/28/2025		03/28/2025	95.70
480 - Proveli, LLC ( Hall Signs, INC)	123382	20-R1-3P All Way traffic signs (40)	Paid by EFT # 64740		03/18/2025	03/18/2025	03/28/2025		03/28/2025	315.60
Account <b>52340 - Other Repairs and Maintenance</b> Totals								Invoice Transactions	2	\$411.30
Account <b>52420 - Other Supplies</b>										
409 - Black Lumber Co. INC	596656	20-Trigger Mapp gas kit for Tack Wagon	Paid by EFT # 64598		03/18/2025	03/18/2025	03/28/2025		03/28/2025	58.99
409 - Black Lumber Co. INC	596746	20-Sledge hammer for sign crew	Paid by EFT # 64598		03/18/2025	03/18/2025	03/28/2025		03/28/2025	49.99



# Board of Public Works Claim Register

Invoice Date Range 03/15/25 - 03/28/25

Vendor	Invoice No.	Invoice Description	Status	Held Reason	Invoice Date	Due Date	G/L Date	Received Date	Payment Date	Invoice Amount
Fund <b>2201 - Motor Vehicle Highway</b>										
Department <b>20 - Street</b>										
Program <b>200000 - Main</b>										
Account <b>52420 - Other Supplies</b>										
409 - Black Lumber Co. INC	597057	20-9" pruning blade, granite hex, 1/2" shockweave masonry	Paid by EFT # 64598		03/18/2025	03/18/2025	03/28/2025		03/28/2025	36.97
409 - Black Lumber Co. INC	597071	20-1/2" bit & 1/2x 4 1/4 wedge anchor for sidewalk crewe	Paid by EFT # 64598		03/18/2025	03/18/2025	03/28/2025		03/28/2025	66.98
409 - Black Lumber Co. INC	597201	20-20 lb scotts classic sun & shade for street cut crew	Paid by EFT # 64598		03/18/2025	03/18/2025	03/28/2025		03/28/2025	79.99
409 - Black Lumber Co. INC	597491	20-Stapler, rust-oleum fluorescent G green for Sidewalk crew	Paid by EFT # 64598		03/18/2025	03/18/2025	03/28/2025		03/28/2025	24.96
50944 - Cargill Deicing Techno	2910757229	20-Service Parts for Brine Machine	Paid by EFT # 64611		03/18/2025	03/18/2025	03/28/2025		03/28/2025	680.00
177 - Indiana Oxygen Company, INC	10594556	20-Propane cyliners 20lb for tac wagon	Paid by EFT # 64669		03/18/2025	03/18/2025	03/28/2025		03/28/2025	56.01
334 - Irving Materials, INC	11529458	20-Bin Blocks for Salt Box Storage at Street Dept.	Paid by EFT # 64681		03/18/2025	03/18/2025	03/28/2025		03/28/2025	300.00
293 - J&S Locksmith Shop, INC	263688	20-Tooth grass blade	Paid by EFT # 64683		03/18/2025	03/18/2025	03/28/2025		03/28/2025	19.99
4574 - John Deere Financial f.s.b. (Rural King)	331737	20-Military 5gl buckets, XTP Steel Toe Boots for Street Cut Crew	Paid by Check # 79899		03/18/2025	03/18/2025	03/28/2025		03/28/2025	97.56
4574 - John Deere Financial f.s.b. (Rural King)	331802	20-Sprayers (6) & Trip Ratches (3) for Sidewalk Crew	Paid by Check # 79899		03/18/2025	03/18/2025	03/28/2025		03/28/2025	265.81
4439 - JX Enterprises, INC	27418833P	20-Key Blanks for Unit #433 (3)	Paid by EFT # 64687		03/18/2025	03/18/2025	03/28/2025		03/28/2025	64.77
8658 - Kleindorfer's Hardware LLC	799112	20-Supplies for sign crew	Paid by EFT # 64693		03/18/2025	03/18/2025	03/28/2025		03/28/2025	17.76
6262 - Koenig Equipment, INC	P49328	20-Pole Pruner Stihl saw for tree crew	Paid by EFT # 64695		03/18/2025	03/18/2025	03/28/2025		03/28/2025	679.99
6262 - Koenig Equipment, INC	P49329	20-Spark plug, filter & pickup body for saw	Paid by EFT # 64695		03/18/2025	03/18/2025	03/28/2025		03/28/2025	20.47
1743 - The Home City Ice Company	6353250117	20-Ice for crews-150 7lb bags-3/6/25	Paid by EFT # 64774		03/18/2025	03/18/2025	03/28/2025		03/28/2025	343.50
Account <b>52420 - Other Supplies</b> Totals								Invoice Transactions	17	\$2,863.74



# Board of Public Works Claim Register

Invoice Date Range 03/15/25 - 03/28/25

Vendor	Invoice No.	Invoice Description	Status	Held Reason	Invoice Date	Due Date	G/L Date	Received Date	Payment Date	Invoice Amount
<b>Fund 2201 - Motor Vehicle Highway</b>										
Department <b>20 - Street</b>										
Program <b>200000 - Main</b>										
Account <b>53150 - Communications Contract</b>										
5465 - Emergency Radio Service LLC (ERS-OCI Wireless)	512771	20-Radio Service for Street Vehicles -March 2025	Paid by EFT # 64637		03/18/2025	03/18/2025	03/28/2025		03/28/2025	2,321.25
Account <b>53150 - Communications Contract</b> Totals Invoice Transactions 1										<u>\$2,321.25</u>
Account <b>53210 - Telephone</b>										
13969 - AT&T Mobility II, LLC	2872974211320325	06-cell phone chgs 02/12/25-03/11/25-Inv. 287297421132X03192025	Paid by Check # 79880		03/19/2025	03/19/2025	03/19/2025		03/19/2025	364.14
13969 - AT&T Mobility II, LLC	2872897487800325	06-cell phone chgs 02/12/25-03/11/25-Inv. 287289748780X03192025	Paid by Check # 79879		03/19/2025	03/19/2025	03/19/2025		03/19/2025	240.19
13969 - AT&T Mobility II, LLC	2873273216180325	06-Unlim'td LTE Laptp/Hotsp-2/12-3/11/25-287327321618X03192025	Paid by Check # 79881		03/19/2025	03/19/2025	03/19/2025		03/19/2025	29.24
1079 - AT&T	849494015-030925	28-CH/off site fac-long distance chgs 03/09/2025-BAN #849494015	Paid by Check # 79874		03/19/2025	03/19/2025	03/19/2025		03/19/2025	11.03
Account <b>53210 - Telephone</b> Totals Invoice Transactions 4										<u>\$644.60</u>
Account <b>53250 - Pagers</b>										
332 - Indiana Paging Network, INC	15893328	20-Paging Service for Snow Control Crews April 2025	Paid by EFT # 64670		03/18/2025	03/18/2025	03/28/2025		03/28/2025	158.95
Account <b>53250 - Pagers</b> Totals Invoice Transactions 1										<u>\$158.95</u>
Account <b>53530 - Water and Sewer</b>										
208 - City Of Bloomington Utilities	16073-0020225	20-Street Dept-water/sewer bill-February 2025	Paid by Check # 79882		03/19/2025	03/19/2025	03/19/2025		03/19/2025	304.35
208 - City Of Bloomington Utilities	200669-0080225	20-Street Dept-fire hydrant-water/sewer bill-February 2025	Paid by Check # 79882		03/19/2025	03/19/2025	03/19/2025		03/19/2025	47.22
Account <b>53530 - Water and Sewer</b> Totals Invoice Transactions 2										<u>\$351.57</u>





# Board of Public Works Claim Register

Invoice Date Range 03/15/25 - 03/28/25

Vendor	Invoice No.	Invoice Description	Status	Held Reason	Invoice Date	Due Date	G/L Date	Received Date	Payment Date	Invoice Amount
<b>Fund 2201 - Motor Vehicle Highway</b>										
Department <b>20 - Street</b>										
Program <b>200000 - Main</b>										
Account <b>53540 - Natural Gas</b>										
222 - Indiana Gas Co. INC (CenterPoint Energy) (Vectren)	12879634-9031225	20-Traffic Bldg-gas bill 02/07/25-03/06/25	Paid by Check # 79885		03/19/2025	03/19/2025	03/19/2025		03/19/2025	152.44
222 - Indiana Gas Co. INC (CenterPoint Energy) (Vectren)	12879646-3031225	20-Street Dept Bldg-gas bill 02/07/25-03/06/25	Paid by Check # 79885		03/19/2025	03/19/2025	03/19/2025		03/19/2025	231.86
Account <b>53540 - Natural Gas</b> Totals									Invoice Transactions 2	\$384.30
Account <b>53610 - Building Repairs</b>										
656 - B&L Sheet Metal and Roofing, INC	2246006	20-Repair guttering & exterior door at Traffic Building-1/29/25	Paid by EFT # 64590		03/18/2025	03/18/2025	03/28/2025		03/28/2025	6,450.00
Account <b>53610 - Building Repairs</b> Totals									Invoice Transactions 1	\$6,450.00
Account <b>53950 - Landfill</b>										
60 - Formerly MCSWMD Waste Reduction District of Monroe County	12-2025	20-Disposal Fees-pavement marking paint-3 5 gal- 03/05/25	Paid by EFT # 64792		03/18/2025	03/18/2025	03/28/2025		03/28/2025	107.31
Account <b>53950 - Landfill</b> Totals									Invoice Transactions 1	\$107.31
Account <b>53990 - Other Services and Charges</b>										
9194 - Flynn Brothers Holdings, INC	27642	20-Cold Mix Hauling Service 02/25/25	Paid by EFT # 64645		03/18/2025	03/18/2025	03/28/2025		03/28/2025	1,461.95
9300 - Huston Electric Holding CORP (Cassady Electric)	W12414	20-Replace panel cover @Kirkwood/Rogers traffic signal-2/9	Paid by EFT # 64665		03/18/2025	03/18/2025	03/28/2025		03/28/2025	492.37
902 - Indiana Underground Plant Protection Service, INC	INV-12147	20-IN 811 Ticket Fees for Line Locates February 2025	Paid by EFT # 64673		03/18/2025	03/18/2025	03/28/2025		03/28/2025	638.40
1420 - Richard Trinkle (Trinkle SnowPlowing LLC)	221290	20-SA Snow Removal Services (2/16 & 2/19/25)	Paid by EFT # 64782		03/18/2025	03/18/2025	03/28/2025		03/28/2025	4,870.00
Account <b>53990 - Other Services and Charges</b> Totals									Invoice Transactions 4	\$7,462.72
Program <b>200000 - Main</b> Totals									Invoice Transactions 35	\$21,155.74
Department <b>20 - Street</b> Totals									Invoice Transactions 35	\$21,155.74
Fund <b>2201 - Motor Vehicle Highway</b> Totals									Invoice Transactions 35	\$21,155.74
<b>Fund 2207 - Parking Meter</b>										
Department <b>26 - Parking</b>										
Program <b>260000 - Main</b>										
Account <b>52110 - Office Supplies</b>										
6530 - Office Depot, INC	410097664002	26-rings for book 2 inch	Paid by EFT # 64722		03/18/2025	03/18/2025	03/28/2025		03/28/2025	4.41
Account <b>52110 - Office Supplies</b> Totals									Invoice Transactions 1	\$4.41



# Board of Public Works Claim Register

Invoice Date Range 03/15/25 - 03/28/25

Vendor	Invoice No.	Invoice Description	Status	Held Reason	Invoice Date	Due Date	G/L Date	Received Date	Payment Date	Invoice Amount
<b>Fund 2207 - Parking Meter</b>										
Department <b>26 - Parking</b>										
Program <b>260000 - Main</b>										
Account <b>52340 - Other Repairs and Maintenance</b>										
313 - Fastenal Company	INBLM238139	26-Pastic wire ties for special events postings	Paid by EFT # 64642		03/18/2025	03/18/2025	03/28/2025		03/28/2025	117.42
Account <b>52340 - Other Repairs and Maintenance</b> Totals Invoice Transactions 1										<b>\$117.42</b>
Account <b>52420 - Other Supplies</b>										
8541 - Amazon.com Sales, INC (Amazon.com Services LLC)	1HX1-NYQP-KRMF	26-hitch coupler for new message boards	Paid by EFT # 64581		03/18/2025	03/18/2025	03/28/2025		03/28/2025	97.04
8541 - Amazon.com Sales, INC (Amazon.com Services LLC)	1JCT-W13R-JDJK	26-charging block and cable for new enforcement phone	Paid by EFT # 64581		03/18/2025	03/18/2025	03/28/2025		03/28/2025	43.96
8541 - Amazon.com Sales, INC (Amazon.com Services LLC)	1XLC-DCLM-J7DK	26-3 double sided stop signs for school crossing guards	Paid by EFT # 64581		03/18/2025	03/18/2025	03/28/2025		03/28/2025	263.97
8541 - Amazon.com Sales, INC (Amazon.com Services LLC)	197Q-JWD4-GYJP	26-refund-trailer coupler for message boards-Inv #1HX1-NYQP-KRMF	Paid by EFT # 64581		03/18/2025	03/18/2025	03/28/2025		03/28/2025	(97.04)
8658 - Kleindorfer's Hardware LLC	782016	26-4 Key rings & 8 ID Fobs for parking	Paid by EFT # 64693		03/18/2025	03/18/2025	03/28/2025		03/28/2025	17.96
8658 - Kleindorfer's Hardware LLC	782218	26-Wood stakes & hand saw for parking sign shelf	Paid by EFT # 64693		03/18/2025	03/18/2025	03/28/2025		03/28/2025	24.29
8658 - Kleindorfer's Hardware LLC	781774	26-3 Trailer locks for parking trailers	Paid by EFT # 64693		03/18/2025	03/18/2025	03/28/2025		03/28/2025	113.97
6530 - Office Depot, INC	413893140001	26-tape and clorox wipes for parking services office	Paid by EFT # 64722		03/18/2025	03/18/2025	03/28/2025		03/28/2025	69.35
Account <b>52420 - Other Supplies</b> Totals Invoice Transactions 8										<b>\$533.50</b>
Account <b>52430 - Uniforms and Tools</b>										
4489 - J.L. Waters & Company, INC	253353	26-safety shoes-J Miles-10-3/5/25	Paid by Check # 79898		03/18/2025	03/18/2025	03/28/2025		03/28/2025	100.00
4489 - J.L. Waters & Company, INC	253411	26-safety shoes-C Simpson-9-3/7/25	Paid by Check # 79898		03/18/2025	03/18/2025	03/28/2025		03/28/2025	100.00
4489 - J.L. Waters & Company, INC	253752	26-safety shoes-S McCarter-10-3/12/25	Paid by Check # 79898		03/18/2025	03/18/2025	03/28/2025		03/28/2025	100.00
1448 - Shoe Carnival, INC	SC1052181	26-safety shoes-E Knutson-11-2/26/25	Paid by EFT # 64756		03/18/2025	03/18/2025	03/28/2025		03/28/2025	95.00
1448 - Shoe Carnival, INC	SC1052155	26-safety shoes-C Lawson-8.5-3/6/25	Paid by EFT # 64756		03/18/2025	03/18/2025	03/28/2025		03/28/2025	99.99



# Board of Public Works Claim Register

Invoice Date Range 03/15/25 - 03/28/25

Vendor	Invoice No.	Invoice Description	Status	Held Reason	Invoice Date	Due Date	G/L Date	Received Date	Payment Date	Invoice Amount
<b>Fund 2207 - Parking Meter</b>										
Department <b>26 - Parking</b>										
Program <b>260000 - Main</b>										
Account <b>52430 - Uniforms and Tools</b>										
1448 - Shoe Carnival, INC	SC1052156	26-safety shoes-P McLaughlin-11.5- 3/9/25	Paid by EFT # 64756		03/18/2025	03/18/2025	03/28/2025		03/28/2025	89.99
Account <b>52430 - Uniforms and Tools</b> Totals									Invoice Transactions 6	<u>\$584.98</u>
Account <b>53150 - Communications Contract</b>										
4264 - IPS Group, INC	INV107667	26-bank fees and communication fees for February 2025	Paid by EFT # 64680		03/18/2025	03/18/2025	03/28/2025		03/28/2025	9,571.30
Account <b>53150 - Communications Contract</b> Totals									Invoice Transactions 1	<u>\$9,571.30</u>
Account <b>53210 - Telephone</b>										
13969 - AT&T Mobility II, LLC	2872897487800 325	06-cell phone chgs 02/12/25-03/11/25- Inv. 287289748780X031920 25	Paid by Check # 79879		03/19/2025	03/19/2025	03/19/2025		03/19/2025	751.40
1079 - AT&T	849494015- 030925	28-CH/off site fac-long distance chgs 03/09/2025-BAN #849494015	Paid by Check # 79874		03/19/2025	03/19/2025	03/19/2025		03/19/2025	2.30
Account <b>53210 - Telephone</b> Totals									Invoice Transactions 2	<u>\$753.70</u>
Account <b>53640 - Hardware and Software Maintenance</b>										
54432 - T2 Systems, INC	R020422	26-ROVR BMV hits for owner info for parking tickets Feb 2025	Paid by EFT # 64768		03/18/2025	03/18/2025	03/28/2025		03/28/2025	1,361.10
Account <b>53640 - Hardware and Software Maintenance</b> Totals									Invoice Transactions 1	<u>\$1,361.10</u>
Account <b>53830 - Bank Charges</b>										
4264 - IPS Group, INC	INV107667	26-bank fees and communication fees for February 2025	Paid by EFT # 64680		03/18/2025	03/18/2025	03/28/2025		03/28/2025	3,960.58
Account <b>53830 - Bank Charges</b> Totals									Invoice Transactions 1	<u>\$3,960.58</u>
Account <b>53990 - Other Services and Charges</b>										
9300 - Huston Electric Holding CORP (Cassady Electric)	W12427	26-electric plugs for new message board charging Trades Garage	Paid by EFT # 64665		03/18/2025	03/18/2025	03/28/2025		03/28/2025	3,500.00
6688 - SSW Enterprises, LLC (Office Pride)	Inv-252911	26-Parking Services office cleaning 03/01/25	Paid by EFT # 64761		03/18/2025	03/18/2025	03/28/2025		03/28/2025	309.60



# Board of Public Works Claim Register

Invoice Date Range 03/15/25 - 03/28/25

Vendor	Invoice No.	Invoice Description	Status	Held Reason	Invoice Date	Due Date	G/L Date	Received Date	Payment Date	Invoice Amount
Fund <b>2207 - Parking Meter</b>										
Department <b>26 - Parking</b>										
Program <b>260000 - Main</b>										
Account <b>53990 - Other Services and Charges</b>										
204 - State Of Indiana	7299294	26-BMV owner information for towing Feb 2025	Paid by Check # 79904		03/18/2025	03/18/2025	03/28/2025		03/28/2025	79.20
1420 - Richard Trinkle (Trinkle SnowPlowing LLC)	221294	26-snow removal-garage sidewalks & lots-2/16-2/20/25	Paid by EFT # 64782		03/18/2025	03/18/2025	03/28/2025		03/28/2025	3,660.00
1420 - Richard Trinkle (Trinkle SnowPlowing LLC)	221296	26-snow removal-pathways/sidewalks & lots 02/16, 02/18, 02/19	Paid by EFT # 64782		03/18/2025	03/18/2025	03/28/2025		03/28/2025	1,560.00
1420 - Richard Trinkle (Trinkle SnowPlowing LLC)	221297	26-snow removal from sidewalks and lots 01/06, 01/10	Paid by EFT # 64782		03/18/2025	03/18/2025	03/28/2025		03/28/2025	1,080.00
Account <b>53990 - Other Services and Charges</b> Totals							Invoice Transactions 6		<u>\$10,188.80</u>	
Program <b>260000 - Main</b> Totals							Invoice Transactions 27		<u>\$27,075.79</u>	
Department <b>26 - Parking</b> Totals							Invoice Transactions 27		<u>\$27,075.79</u>	
Fund <b>2207 - Parking Meter</b> Totals							Invoice Transactions 27		<u>\$27,075.79</u>	
Fund <b>2209 - LIT – Economic Development</b>										
Department <b>04 - Economic &amp; Sustainable Dev</b>										
Program <b>040000 - Main</b>										
Account <b>53960 - Grants</b>										
5695 - 1818 Apparel Co., INC (dba Freethink Apparel)	21582	04-2025 Earth Day T-Shirts for Bike to Earth Day (21)	Paid by EFT # 64572		03/18/2025	03/18/2025	03/28/2025		03/28/2025	388.50
5695 - 1818 Apparel Co., INC (dba Freethink Apparel)	21607	04- Go Bloomington Hats (100)	Paid by EFT # 64572		03/18/2025	03/18/2025	03/28/2025		03/28/2025	1,375.00
5695 - 1818 Apparel Co., INC (dba Freethink Apparel)	21608	04- Go Bloomington T-shirts (120)	Paid by EFT # 64572		03/18/2025	03/18/2025	03/28/2025		03/28/2025	1,320.00
9552 - Bloomington Book Festival INC.	BBF-2024	04-Bloomington Book Fest- Festival Sponsorship 2024	Paid by EFT # 64600		03/18/2025	03/18/2025	03/28/2025		03/28/2025	1,500.00
9063 - Donovan Energy	2559	04-Municipal Energy Efficiency/Decarbonization 95% comp-12/31/24	Paid by EFT # 64631		03/18/2025	03/18/2025	03/28/2025		03/28/2025	12,479.00
8075 - IFF (IFF Real Estate Services LLC)	INV-003341	04-SEEL Assessments Admin fee-final 50% 2024/1st 50% 20255	Paid by EFT # 64667		03/18/2025	03/18/2025	03/28/2025		03/28/2025	3,750.00





# Board of Public Works Claim Register

Invoice Date Range 03/15/25 - 03/28/25

Vendor	Invoice No.	Invoice Description	Status	Held Reason	Invoice Date	Due Date	G/L Date	Received Date	Payment Date	Invoice Amount
Fund <b>2209 - LIT – Economic Development</b>										
Department <b>04 - Economic &amp; Sustainable Dev</b>										
Program <b>040000 - Main</b>										
Account <b>53960 - Grants</b>										
8448 - TEN31 Marketing LLC	3066	04-Marketing Services for Go Bloomington February 2025	Paid by EFT # 64770		03/18/2025	03/18/2025	03/28/2025		03/28/2025	11,035.00
Account <b>53960 - Grants</b> Totals							Invoice Transactions	7		\$31,847.50
Program <b>040000 - Main</b> Totals							Invoice Transactions	7		\$31,847.50
Department <b>04 - Economic &amp; Sustainable Dev</b> Totals							Invoice Transactions	7		\$31,847.50
Department <b>06 - Controller's Office</b>										
Program <b>060000 - Main</b>										
Account <b>53990 - Other Services and Charges</b>										
50587 - Barnes & Thornburg LLP	3377113	06-Consulting Services- ARPA compliance/reporting - Jan 25	Paid by EFT # 64594		03/18/2025	03/18/2025	03/28/2025		03/28/2025	12,348.00
Account <b>53990 - Other Services and Charges</b> Totals							Invoice Transactions	1		\$12,348.00
Program <b>060000 - Main</b> Totals							Invoice Transactions	1		\$12,348.00
Department <b>06 - Controller's Office</b> Totals							Invoice Transactions	1		\$12,348.00
Fund <b>2209 - LIT – Economic Development</b> Totals							Invoice Transactions	8		\$44,195.50
Fund <b>2300 - Donations (restricted; not used for capital items)</b>										
Department <b>06 - Controller's Office</b>										
Program <b>400102 - Animal Supplies</b>										
Account <b>52210 - Institutional Supplies</b>										
8541 - Amazon.com Sales, INC (Amazon.com Services LLC)	1RT6-DPVN-G711	01-Fence Slats	Paid by EFT # 64581		03/18/2025	03/18/2025	03/28/2025		03/28/2025	65.91
8541 - Amazon.com Sales, INC (Amazon.com Services LLC)	1NQJ-DMX9-4KYM	01-Treat Pouches; Humidifiers; Sound Machines	Paid by EFT # 64581		03/18/2025	03/18/2025	03/28/2025		03/28/2025	278.83
Account <b>52210 - Institutional Supplies</b> Totals							Invoice Transactions	2		\$344.74
Program <b>400102 - Animal Supplies</b> Totals							Invoice Transactions	2		\$344.74



# Board of Public Works Claim Register

Invoice Date Range 03/15/25 - 03/28/25

Vendor	Invoice No.	Invoice Description	Status	Held Reason	Invoice Date	Due Date	G/L Date	Received Date	Payment Date	Invoice Amount
Fund <b>2300 - Donations (restricted; not used for capital items)</b>										
Department <b>06 - Controller's Office</b>										
Program <b>400804 - Fire Community MIH</b>										
Account <b>52420 - Other Supplies</b>										
8541 - Amazon.com Sales, INC (Amazon.com Services LLC)	1TCX-NNDQ- JHNY	08-10 wound care kits/MIH division (paid by donations)	Paid by EFT # 64581		03/18/2025	03/18/2025	03/28/2025		03/28/2025	71.90
Account <b>52420 - Other Supplies</b> Totals							Invoice Transactions	1		\$71.90
Program <b>400804 - Fire Community MIH</b> Totals							Invoice Transactions	1		\$71.90
Department <b>06 - Controller's Office</b> Totals							Invoice Transactions	3		\$416.64
Fund <b>2300 - Donations (restricted; not used for capital items)</b> Totals							Invoice Transactions	3		\$416.64
Fund <b>2506 - Community Services</b>										
Department <b>09 - CFRD</b>										
Program <b>090001 - Com Serv - Black Males</b>										
Account <b>52420 - Other Supplies</b>										
11693 - The Award Center, INC	62857	09-Black History Month Awards and Sponsorship PlaquesName Plates	Paid by EFT # 64772		03/18/2025	03/18/2025	03/28/2025		03/28/2025	124.00
11693 - The Award Center, INC	62278	09-Outstanding Black Leaders of Tomorrow Plaques and Nameplates	Paid by EFT # 64772		03/18/2025	03/18/2025	03/28/2025		03/28/2025	12.00
Account <b>52420 - Other Supplies</b> Totals							Invoice Transactions	2		\$136.00
Program <b>090001 - Com Serv - Black Males</b> Totals							Invoice Transactions	2		\$136.00
Program <b>090016 - Com Serv - Safe &amp; Civil</b>										
Account <b>52420 - Other Supplies</b>										
203 - INDIANA UNIVERSITY	95446110	09-IU Catering Services-Black History Month Kickoff-2/1/25	Paid by Check # 79897		03/18/2025	03/18/2025	03/28/2025		03/28/2025	921.60
11693 - The Award Center, INC	62857	09-Black History Month Awards and Sponsorship PlaquesName Plates	Paid by EFT # 64772		03/18/2025	03/18/2025	03/28/2025		03/28/2025	470.00
798 - Winters Associates Promotional Products, INC	115622	09-2025 BHM Gala Gifts-300 Whiskey Glasses with Logo	Paid by EFT # 64800		03/18/2025	03/18/2025	03/28/2025		03/28/2025	1,185.39
Account <b>52420 - Other Supplies</b> Totals							Invoice Transactions	3		\$2,576.99
Program <b>090016 - Com Serv - Safe &amp; Civil</b> Totals							Invoice Transactions	3		\$2,576.99
Department <b>09 - CFRD</b> Totals							Invoice Transactions	5		\$2,712.99
Fund <b>2506 - Community Services</b> Totals							Invoice Transactions	5		\$2,712.99



# Board of Public Works Claim Register

Invoice Date Range 03/15/25 - 03/28/25

Vendor	Invoice No.	Invoice Description	Status	Held Reason	Invoice Date	Due Date	G/L Date	Received Date	Payment Date	Invoice Amount
<b>Fund 2512 - Non-Reverting Telecom (\$1146)</b>										
Department <b>25 - Telecommunications</b>										
Program <b>254000 - Infrastructure</b>										
Account <b>53640 - Hardware and Software Maintenance</b>										
902 - Indiana Underground Plant Protection Service, INC	INV-12149	28-BDU 811 Line Location Service February 2025	Paid by EFT # 64673		03/18/2025	03/18/2025	03/28/2025		03/28/2025	328.70
13482 - Northern Lights Locating & Inspection, INC	18768	28-BDU Line Locates February 2025-incl over allowance 180	Paid by EFT # 64721		03/18/2025	03/18/2025	03/28/2025		03/28/2025	7,000.00
Account <b>53640 - Hardware and Software Maintenance</b> Totals								Invoice Transactions	2	\$7,328.70
Account <b>53750 - Rentals - Other</b>										
203 - INDIANA UNIVERSITY	95513146	25 - IU Data Center 03/01/25-03/31/25	Paid by Check # 79897		03/18/2025	03/18/2025	03/28/2025		03/28/2025	820.00
Account <b>53750 - Rentals - Other</b> Totals								Invoice Transactions	1	\$820.00
Program <b>254000 - Infrastructure</b> Totals								Invoice Transactions	3	\$8,148.70
Program <b>256000 - Services</b>										
Account <b>53150 - Communications Contract</b>										
4170 - Comcast Cable Communications, INC	1190988955031325	25 - Internet - 627 N Morton - 03/17/25-04/16/25	Paid by Check # 79883		03/19/2025	03/19/2025	03/19/2025		03/19/2025	278.40
Account <b>53150 - Communications Contract</b> Totals								Invoice Transactions	1	\$278.40
Program <b>256000 - Services</b> Totals								Invoice Transactions	1	\$278.40
Department <b>25 - Telecommunications</b> Totals								Invoice Transactions	4	\$8,427.10
Fund <b>2512 - Non-Reverting Telecom (\$1146)</b> Totals								Invoice Transactions	4	\$8,427.10
<b>Fund 2520 - Parking Facilities(\$9502)</b>										
Department <b>26 - Parking</b>										
Program <b>260000 - Main</b>										
Account <b>52340 - Other Repairs and Maintenance</b>										
8541 - Amazon.com Sales, INC (Amazon.com Services LLC)	1YG3-MHJ1-4XC6	26-new safe for Garages 2.8 cubic feet	Paid by EFT # 64581		03/18/2025	03/18/2025	03/28/2025		03/28/2025	159.99
8658 - Kleindorfer's Hardware LLC	782221	26-super glue and a washer	Paid by EFT # 64693		03/18/2025	03/18/2025	03/28/2025		03/28/2025	2.24
Account <b>52340 - Other Repairs and Maintenance</b> Totals								Invoice Transactions	2	\$162.23
Account <b>52430 - Uniforms and Tools</b>										
8658 - Kleindorfer's Hardware LLC	782126	26-needle nose pliers for garage gates	Paid by EFT # 64693		03/18/2025	03/18/2025	03/28/2025		03/28/2025	10.49
Account <b>52430 - Uniforms and Tools</b> Totals								Invoice Transactions	1	\$10.49
Account <b>53210 - Telephone</b>										
13969 - AT&T Mobility II, LLC	2872974211320325	06-cell phone chgs 02/12/25-03/11/25-Inv. 287297421132X03192025	Paid by Check # 79880		03/19/2025	03/19/2025	03/19/2025		03/19/2025	123.30



# Board of Public Works Claim Register

Invoice Date Range 03/15/25 - 03/28/25

Vendor	Invoice No.	Invoice Description	Status	Held Reason	Invoice Date	Due Date	G/L Date	Received Date	Payment Date	Invoice Amount
<b>Fund 2520 - Parking Facilities(S9502)</b>										
Department <b>26 - Parking</b>										
Program <b>260000 - Main</b>										
Account <b>53210 - Telephone</b>										
13969 - AT&T Mobility II, LLC	2872897487800325	06-cell phone chgs 02/12/25-03/11/25- Inv. 287289748780X031920 25	Paid by Check # 79879		03/19/2025	03/19/2025	03/19/2025		03/19/2025	250.74
13969 - AT&T Mobility II, LLC	2873273216180325	06-Unlim'td LTE Laptp/Hotsp-2/12- 3/11/25- 287327321618X031920 25	Paid by Check # 79881		03/19/2025	03/19/2025	03/19/2025		03/19/2025	58.48
1079 - AT&T	849494015-030925	28-CH/off site fac-long distance chgs 03/09/2025-BAN #849494015	Paid by Check # 79874		03/19/2025	03/19/2025	03/19/2025		03/19/2025	3.07
Account <b>53210 - Telephone</b> Totals								Invoice Transactions 4		<u>\$435.59</u>
Account <b>53510 - Electrical Services</b>										
223 - Duke Energy	9101231257100225	26-Morton St Garage- Elec Car- 212 N Morton St -1/29/25-02/26/25	Paid by Check # 79884		03/19/2025	03/19/2025	03/19/2025		03/19/2025	74.18
Account <b>53510 - Electrical Services</b> Totals								Invoice Transactions 1		<u>\$74.18</u>
Account <b>53610 - Building Repairs</b>										
393 - Kone INC	871618483	26-Morton St Garage elevator maintenance 3/1-3/31/2025	Paid by EFT # 64696		03/18/2025	03/18/2025	03/28/2025		03/28/2025	531.64
393 - Kone INC	871618484	26-Trades Garage elevator maintenance 3/1-3/31/25	Paid by EFT # 64696		03/18/2025	03/18/2025	03/28/2025		03/28/2025	1,063.28
393 - Kone INC	871618485	26-4th St Garage elevator maintenance 3/1 - 3/31/25	Paid by EFT # 64696		03/18/2025	03/18/2025	03/28/2025		03/28/2025	1,063.28
393 - Kone INC	871618479	26-Walnut St Garage elevator maintenance 3/1-3/31/2025	Paid by EFT # 64696		03/18/2025	03/18/2025	03/28/2025		03/28/2025	242.06
392 - Koorsen Fire & Security, INC	IN00887154	26-4th St GAR-Annual elevator monitoring- 3/1/25-2/28/26	Paid by EFT # 64697		03/18/2025	03/18/2025	03/28/2025		03/28/2025	990.00
392 - Koorsen Fire & Security, INC	IN00882572	26-sprinkler head repair and service for trades garages	Paid by EFT # 64697		03/18/2025	03/18/2025	03/28/2025		03/28/2025	1,416.70
392 - Koorsen Fire & Security, INC	IN00743779	26-4th St Garage fire inspections 08/21/24	Paid by EFT # 64697		03/18/2025	03/18/2025	03/28/2025		03/28/2025	410.75
Account <b>53610 - Building Repairs</b> Totals								Invoice Transactions 7		<u>\$5,717.71</u>





# Board of Public Works Claim Register

Invoice Date Range 03/15/25 - 03/28/25

Vendor	Invoice No.	Invoice Description	Status	Held Reason	Invoice Date	Due Date	G/L Date	Received Date	Payment Date	Invoice Amount
<b>Fund 2520 - Parking Facilities(S9502)</b>										
Department <b>26 - Parking</b>										
Program <b>260000 - Main</b>										
Account <b>53940 - Temporary Contractual Employee</b>										
1420 - Richard Trinkle (Trinkle SnowPlowing LLC)	221293	26-snow removal from garages sidewalks 02/16/25	Paid by EFT # 64782		03/18/2025	03/18/2025	03/28/2025		03/28/2025	710.00
1420 - Richard Trinkle (Trinkle SnowPlowing LLC)	221286	26-snow removal from garages sidewalks 1/06 & 1/10	Paid by EFT # 64782		03/18/2025	03/18/2025	03/28/2025		03/28/2025	1,720.00
1420 - Richard Trinkle (Trinkle SnowPlowing LLC)	221294	26-snow removal-garage sidewalks & lots-2/16-2/20/25	Paid by EFT # 64782		03/18/2025	03/18/2025	03/28/2025		03/28/2025	400.00
Account <b>53940 - Temporary Contractual Employee</b> Totals									Invoice Transactions 3	\$2,830.00
Account <b>53990 - Other Services and Charges</b>										
244 - Bloomington Ford, INC	6234965	26-Unit #267-amount owed after insurance-gate, lamp, fascia	Paid by EFT # 64602		03/18/2025	03/18/2025	03/28/2025		03/28/2025	721.16
6688 - SSW Enterprises, LLC (Office Pride)	Inv-252911	26-Parking Services office cleaning 03/01/25	Paid by EFT # 64761		03/18/2025	03/18/2025	03/28/2025		03/28/2025	100.00
Account <b>53990 - Other Services and Charges</b> Totals									Invoice Transactions 2	\$821.16
Program <b>260000 - Main</b> Totals									Invoice Transactions 20	\$10,051.36
Department <b>26 - Parking</b> Totals									Invoice Transactions 20	\$10,051.36
Fund <b>2520 - Parking Facilities(S9502)</b> Totals									Invoice Transactions 20	\$10,051.36
<b>Fund 2521 - Alternative Transport(S6301)</b>										
Department <b>07 - Engineering</b>										
Program <b>070000 - Main</b>										
Account <b>53110 - Engineering and Architectural</b>										
5999 - The Etica Group, INC	0230124.00-13	07-Downtown Curb Ramps Ph IV 02/01/25-02/28/25	Paid by EFT # 64773		03/18/2025	03/18/2025	03/28/2025		03/28/2025	6,422.79
Account <b>53110 - Engineering and Architectural</b> Totals									Invoice Transactions 1	\$6,422.79
Account <b>54310 - Improvements Other Than Building</b>										
5999 - The Etica Group, INC	0230124.00-13	07-Downtown Curb Ramps Ph IV 02/01/25-02/28/25	Paid by EFT # 64773		03/18/2025	03/18/2025	03/28/2025		03/28/2025	110.91
5999 - The Etica Group, INC	0230240.00-44	07-Neighborhood Greenway (PE) 02/01/25-02/28/25	Paid by EFT # 64773		03/18/2025	03/18/2025	03/28/2025		03/28/2025	1,099.00
Account <b>54310 - Improvements Other Than Building</b> Totals									Invoice Transactions 2	\$1,209.91
Program <b>070000 - Main</b> Totals									Invoice Transactions 3	\$7,632.70
Department <b>07 - Engineering</b> Totals									Invoice Transactions 3	\$7,632.70



# Board of Public Works Claim Register

Invoice Date Range 03/15/25 - 03/28/25

Vendor	Invoice No.	Invoice Description	Status	Held Reason	Invoice Date	Due Date	G/L Date	Received Date	Payment Date	Invoice Amount
<b>Fund 2521 - Alternative Transport(S6301)</b>										
Department <b>26 - Parking</b>										
Program <b>260000 - Main</b>										
Account <b>53210 - Telephone</b>										
13969 - AT&T Mobility II, LLC	2872897487800325	06-cell phone chgs 02/12/25-03/11/25- Inv. 287289748780X031920 25	Paid by Check # 79879		03/19/2025	03/19/2025	03/19/2025		03/19/2025	219.09
1079 - AT&T	849494015-030925	28-CH/off site fac-long distance chgs 03/09/2025-BAN #849494015	Paid by Check # 79874		03/19/2025	03/19/2025	03/19/2025		03/19/2025	6.51
Account <b>53210 - Telephone</b> Totals								Invoice Transactions	2	\$225.60
Account <b>53990 - Other Services and Charges</b>										
6688 - SSW Enterprises, LLC (Office Pride)	Inv-252911	26-Parking Services office cleaning 03/01/25	Paid by EFT # 64761		03/18/2025	03/18/2025	03/28/2025		03/28/2025	77.40
204 - State Of Indiana	7299294	26-BMV owner information for towing Feb 2025	Paid by Check # 79904		03/18/2025	03/18/2025	03/28/2025		03/28/2025	19.80
Account <b>53990 - Other Services and Charges</b> Totals								Invoice Transactions	2	\$97.20
Program <b>260000 - Main</b> Totals								Invoice Transactions	4	\$322.80
Department <b>26 - Parking</b> Totals								Invoice Transactions	4	\$322.80
Fund <b>2521 - Alternative Transport(S6301)</b> Totals								Invoice Transactions	7	\$7,955.50
<b>Fund 4401 - Cumulative Capital Improvement - Cigarette Tax</b>										
Department <b>02 - Public Works</b>										
Program <b>020000 - Main</b>										
Account <b>52330 - Street , Alley, and Sewer Material</b>										
334 - Irving Materials, INC	11527404	20-Concrete materials- Class A Stone-3839 S Laura Way--2/27	Paid by EFT # 64681		03/18/2025	03/18/2025	03/28/2025		03/28/2025	1,070.25
Account <b>52330 - Street , Alley, and Sewer Material</b> Totals								Invoice Transactions	1	\$1,070.25
Program <b>020000 - Main</b> Totals								Invoice Transactions	1	\$1,070.25
Department <b>02 - Public Works</b> Totals								Invoice Transactions	1	\$1,070.25
Fund <b>4401 - Cumulative Capital Improvement - Cigarette Tax</b> Totals								Invoice Transactions	1	\$1,070.25



# Board of Public Works Claim Register

Invoice Date Range 03/15/25 - 03/28/25

Vendor	Invoice No.	Invoice Description	Status	Held Reason	Invoice Date	Due Date	G/L Date	Received Date	Payment Date	Invoice Amount
<b>Fund 4402 - Cumulative Capital Development</b>										
Department <b>02 - Public Works</b>										
Program <b>020000 - Main</b>										
Account <b>52330 - Street , Alley, and Sewer Material</b>										
9194 - Flynn Brothers Holdings, INC	27637	20-Bulk Cold Patch Mix Materials 41.77 tons-2/26/25	Paid by EFT # 64645		03/18/2025	03/18/2025	03/28/2025		03/28/2025	4,803.55
Account <b>52330 - Street , Alley, and Sewer Material</b> Totals							Invoice Transactions	1		\$4,803.55
Program <b>020000 - Main</b> Totals							Invoice Transactions	1		\$4,803.55
Department <b>02 - Public Works</b> Totals							Invoice Transactions	1		\$4,803.55
Department <b>07 - Engineering</b>										
Program <b>070000 - Main</b>										
Account <b>54310 - Improvements Other Than Building</b>										
3444 - Rundell Ernstberger Associates, INC	2023-1713-18	07-On-Call Engineering Services-Jan 2025	Paid by EFT # 64751		03/18/2025	03/18/2025	03/28/2025		03/28/2025	7,666.25
Account <b>54310 - Improvements Other Than Building</b> Totals							Invoice Transactions	1		\$7,666.25
Program <b>070000 - Main</b> Totals							Invoice Transactions	1		\$7,666.25
Department <b>07 - Engineering</b> Totals							Invoice Transactions	1		\$7,666.25
Fund <b>4402 - Cumulative Capital Development</b> Totals							Invoice Transactions	2		\$12,469.80
<b>Fund 4439 - Food and Beverage Tax</b>										
Department <b>06 - Controller's Office</b>										
Program <b>060000 - Main</b>										
Account <b>53990 - Other Services and Charges</b>										
8305 - Schmidt Associates, INC	2018-067.MCC-6	06-Architectural Design-Convention Center - Jan 2025	Paid by EFT # 64753		03/18/2025	03/18/2025	03/28/2025		03/28/2025	281,083.71
Account <b>53990 - Other Services and Charges</b> Totals							Invoice Transactions	1		\$281,083.71
Program <b>060000 - Main</b> Totals							Invoice Transactions	1		\$281,083.71
Department <b>06 - Controller's Office</b> Totals							Invoice Transactions	1		\$281,083.71
Fund <b>4439 - Food and Beverage Tax</b> Totals							Invoice Transactions	1		\$281,083.71
<b>Fund 4666 - GO Bonds 2022</b>										
Department <b>06 - Controller's Office</b>										
Program <b>060000 - Main</b>										
Account <b>54510 - Other Capital Outlays</b>										
16 - Butler, Fairman & Seufert, INC	107337	07-High Street Multiuse Path & Intersections 01/01/25-01/31/25	Paid by EFT # 64610		03/18/2025	03/18/2025	03/28/2025		03/28/2025	17,237.00
Account <b>54510 - Other Capital Outlays</b> Totals							Invoice Transactions	1		\$17,237.00
Program <b>060000 - Main</b> Totals							Invoice Transactions	1		\$17,237.00
Department <b>06 - Controller's Office</b> Totals							Invoice Transactions	1		\$17,237.00
Fund <b>4666 - GO Bonds 2022</b> Totals							Invoice Transactions	1		\$17,237.00



# Board of Public Works Claim Register

Invoice Date Range 03/15/25 - 03/28/25

Vendor	Invoice No.	Invoice Description	Status	Held Reason	Invoice Date	Due Date	G/L Date	Received Date	Payment Date	Invoice Amount
<b>Fund 4667 - Econ Dev LIT Bonds of 2022</b>										
Department <b>06 - Controller's Office</b>										
Program <b>08FIR1 - Fire Station 1</b>										
Account <b>54510 - Other Capital Outlays</b>										
3980 - Robert Wyatt Thrasher III (Thrasher Landscape, INC)	110791	08-Fill in trench at Station 1 on 10/25/24	Paid by EFT # 64778		03/18/2025	03/18/2025	03/28/2025		03/28/2025	2,770.64
Account <b>54510 - Other Capital Outlays</b> Totals								Invoice Transactions	1	\$2,770.64
Program <b>08FIR1 - Fire Station 1</b> Totals								Invoice Transactions	1	\$2,770.64
Program <b>08FIR3 - Fire Station 3</b>										
Account <b>54510 - Other Capital Outlays</b>										
8541 - Amazon.com Sales, INC (Amazon.com Services LLC)	1W7H-QPCX-4G9W	08-8 packs of 6 air filters (furnace) for Station 3	Paid by EFT # 64581		03/18/2025	03/18/2025	03/28/2025		03/28/2025	299.84
6985 - Martin Riley, INC	9470	08-Construction Admin & Donica mileage-FS# 3 renovations-3/5	Paid by EFT # 64707		03/18/2025	03/18/2025	03/28/2025		03/28/2025	3,917.20
Account <b>54510 - Other Capital Outlays</b> Totals								Invoice Transactions	2	\$4,217.04
Program <b>08FIR3 - Fire Station 3</b> Totals								Invoice Transactions	2	\$4,217.04
Program <b>08FIRL - Fire Logistics</b>										
Account <b>54510 - Other Capital Outlays</b>										
6985 - Martin Riley, INC	9472	08-Supplemental Serv & Deckard Survey-Training/Logistics-3/5	Paid by EFT # 64707		03/18/2025	03/18/2025	03/28/2025		03/28/2025	8,600.00
Account <b>54510 - Other Capital Outlays</b> Totals								Invoice Transactions	1	\$8,600.00
Program <b>08FIRL - Fire Logistics</b> Totals								Invoice Transactions	1	\$8,600.00
Department <b>06 - Controller's Office</b> Totals								Invoice Transactions	4	\$15,587.68
Fund <b>4667 - Econ Dev LIT Bonds of 2022</b> Totals								Invoice Transactions	4	\$15,587.68
<b>Fund 6604 - Trash &amp; Garbage Pickup (if operating mostly from user fees)</b>										
Department <b>16 - Sanitation</b>										
Program <b>160000 - Main</b>										
Account <b>52420 - Other Supplies</b>										
409 - Black Lumber Co. INC	596930	16-Coupler for grease gun	Paid by EFT # 64598		03/18/2025	03/18/2025	03/28/2025		03/28/2025	37.99
Account <b>52420 - Other Supplies</b> Totals								Invoice Transactions	1	\$37.99
Account <b>52430 - Uniforms and Tools</b>										
793 - Indiana Safety Company, INC	0312774-IN	16-gloves and vests for employees	Paid by EFT # 64671		03/18/2025	03/18/2025	03/28/2025		03/28/2025	1,391.33
Account <b>52430 - Uniforms and Tools</b> Totals								Invoice Transactions	1	\$1,391.33
Account <b>53150 - Communications Contract</b>										
5465 - Emergency Radio Service LLC (ERS-OCI Wireless)	512772	16-Monthly billing for Radio Service - March 2025	Paid by EFT # 64637		03/18/2025	03/18/2025	03/28/2025		03/28/2025	706.05
Account <b>53150 - Communications Contract</b> Totals								Invoice Transactions	1	\$706.05





# Board of Public Works Claim Register

Invoice Date Range 03/15/25 - 03/28/25

Vendor	Invoice No.	Invoice Description	Status	Held Reason	Invoice Date	Due Date	G/L Date	Received Date	Payment Date	Invoice Amount
<b>Fund 6604 - Trash &amp; Garbage Pickup (if operating mostly from user fees)</b>										
Department <b>16 - Sanitation</b>										
Program <b>160000 - Main</b>										
Account <b>53210 - Telephone</b>										
13969 - AT&T Mobility II, LLC	2872974211320325	06-cell phone chgs 02/12/25-03/11/25- Inv. 287297421132X031920 25	Paid by Check # 79880		03/19/2025	03/19/2025	03/19/2025		03/19/2025	419.36
13969 - AT&T Mobility II, LLC	2873273216180325	06-Unlim'td LTE Laptp/Hotsp-2/12- 3/11/25- 287327321618X031920 25	Paid by Check # 79881		03/19/2025	03/19/2025	03/19/2025		03/19/2025	29.24
1079 - AT&T	849494015-030925	28-CH/off site fac-long distance chgs 03/09/2025-BAN #849494015	Paid by Check # 79874		03/19/2025	03/19/2025	03/19/2025		03/19/2025	5.52
Account <b>53210 - Telephone</b> Totals									Invoice Transactions 3	\$454.12
Account <b>53240 - Freight / Other</b>										
793 - Indiana Safety Company, INC	0312774-IN	16-gloves and vests for employees	Paid by EFT # 64671		03/18/2025	03/18/2025	03/28/2025		03/28/2025	134.56
Account <b>53240 - Freight / Other</b> Totals									Invoice Transactions 1	\$134.56
Account <b>53540 - Natural Gas</b>										
222 - Indiana Gas Co. INC (CenterPoint Energy) (Vectren)	12887449-2031025	16-Sanitation-gas bill 02/05/25-03/04/25	Paid by Check # 79885		03/19/2025	03/19/2025	03/19/2025		03/19/2025	327.19
Account <b>53540 - Natural Gas</b> Totals									Invoice Transactions 1	\$327.19
Account <b>53920 - Laundry and Other Sanitation Services</b>										
19171 - Vestis Group, INC (FKA Aramark)	4080172254	16-Mat Services - 03/05/2025	Paid by EFT # 64789		03/18/2025	03/18/2025	03/28/2025		03/28/2025	29.68
19171 - Vestis Group, INC (FKA Aramark)	4080173294	16-Mat Services - 03/12/2025	Paid by EFT # 64789		03/18/2025	03/18/2025	03/28/2025		03/28/2025	29.68
19171 - Vestis Group, INC (FKA Aramark)	4080172253	16-uniform rental (minus payroll ded)- 03/05/2025	Paid by EFT # 64789		03/18/2025	03/18/2025	03/28/2025		03/28/2025	6.48
19171 - Vestis Group, INC (FKA Aramark)	4080173293	16-uniform rental (minus payroll ded)- 03/12/2025	Paid by EFT # 64789		03/18/2025	03/18/2025	03/28/2025		03/28/2025	6.48
Account <b>53920 - Laundry and Other Sanitation Services</b> Totals									Invoice Transactions 4	\$72.32
Account <b>53950 - Landfill</b>										
52226 - Hoosier Transfer Station-3140	3140-000024011	16-trash disposal fee- 2/17-2/28/25	Paid by EFT # 64664		03/18/2025	03/18/2025	03/28/2025		03/28/2025	12,163.83
52226 - Hoosier Transfer Station-3140	3140-000024021	16-recycling fees-2/17- 2/27/2025	Paid by EFT # 64664		03/18/2025	03/18/2025	03/28/2025		03/28/2025	780.20
Account <b>53950 - Landfill</b> Totals									Invoice Transactions 2	\$12,944.03



# Board of Public Works Claim Register

Invoice Date Range 03/15/25 - 03/28/25

Vendor	Invoice No.	Invoice Description	Status	Held Reason	Invoice Date	Due Date	G/L Date	Received Date	Payment Date	Invoice Amount
<b>Fund 6604 - Trash &amp; Garbage Pickup (if operating mostly from user fees)</b>										
Department <b>16 - Sanitation</b>										
Program <b>160000 - Main</b>										
Account <b>53990 - Other Services and Charges</b>										
1743 - The Home City Ice Company	2-13-2025	16-ice box yearly rental-Customer #2601001769	Paid by EFT # 64774		03/18/2025	03/18/2025	03/28/2025		03/28/2025	100.00
Account <b>53990 - Other Services and Charges</b> Totals								Invoice Transactions	1	\$100.00
Program <b>160000 - Main</b> Totals								Invoice Transactions	15	\$16,167.59
Department <b>16 - Sanitation</b> Totals								Invoice Transactions	15	\$16,167.59
Fund <b>6604 - Trash &amp; Garbage Pickup (if operating mostly from user fees)</b> Totals								Invoice Transactions	15	\$16,167.59
<b>Fund 7006 - Health Insurance Trust</b>										
Department <b>12 - Human Resources</b>										
Program <b>120000 - Main</b>										
Account <b>53990 - Other Services and Charges</b>										
8609 - LoCascio Hadden & Dennis, LLC (LHD Benefit Advisor)	9389	12-near-site employer clinic support - March 2025	Paid by EFT # 64701		03/18/2025	03/18/2025	03/28/2025		03/28/2025	2,600.00
9701 - Marathon Health Parent LLC (Marathon Health LLC)	INV406741	12- January 2025 Clinic Membership and Vaccine Fees	Paid by EFT # 64704		03/18/2025	03/18/2025	03/28/2025		03/28/2025	31,620.10
9375 - WEX Health INC (Chard, Snyder & Associates)	172042	12 - February 2025 Monthly Administrative Fees	Paid by EFT # 64796		03/18/2025	03/18/2025	03/28/2025		03/28/2025	1,538.10
Account <b>53990 - Other Services and Charges</b> Totals								Invoice Transactions	3	\$35,758.20
Account <b>53990.1201 - Other Services and Charges Health Insurance</b>										
9375 - WEX Health INC (Chard, Snyder & Associates)	031425HSA	12-HSA Employer Contributions 03/14/25	Paid by EFT # 64567		03/17/2025	03/17/2025	03/17/2025		03/17/2025	3,400.00
9375 - WEX Health INC (Chard, Snyder & Associates)	031725Wellness	12- March 2025 Wellness Reimbursements	Paid by EFT # 64568		03/17/2025	03/17/2025	03/17/2025		03/17/2025	1,600.00
Account <b>53990.1201 - Other Services and Charges Health Insurance</b> Totals								Invoice Transactions	2	\$5,000.00
Program <b>120000 - Main</b> Totals								Invoice Transactions	5	\$40,758.20
Department <b>12 - Human Resources</b> Totals								Invoice Transactions	5	\$40,758.20
Fund <b>7006 - Health Insurance Trust</b> Totals								Invoice Transactions	5	\$40,758.20
<b>Fund 7008 - Insurance Voluntary Trust</b>										
Department <b>12 - Human Resources</b>										
Program <b>120000 - Main</b>										
Account <b>53990.1271 - Other Services and Charges Section 125 - URM- City</b>										
9375 - WEX Health INC (Chard, Snyder & Associates)	031325daily	12-City/Util URM	Paid by EFT # 64563		03/17/2025	03/17/2025	03/17/2025		03/17/2025	157.40
9375 - WEX Health INC (Chard, Snyder & Associates)	031425daily	12-City/Util URM	Paid by EFT # 64564		03/17/2025	03/17/2025	03/17/2025		03/17/2025	150.00



# Board of Public Works Claim Register

Invoice Date Range 03/15/25 - 03/28/25

Vendor	Invoice No.	Invoice Description	Status	Held Reason	Invoice Date	Due Date	G/L Date	Received Date	Payment Date	Invoice Amount
<b>Fund 7008 - Insurance Voluntary Trust</b>										
Department <b>12 - Human Resources</b>										
Program <b>120000 - Main</b>										
Account <b>53990.1271 - Other Services and Charges Section 125 - URM- City</b>										
9375 - WEX Health INC (Chard, Snyder & Associates)	031525daily	12-City URM	Paid by EFT # 64565		03/17/2025	03/17/2025	03/17/2025		03/17/2025	185.60
9375 - WEX Health INC (Chard, Snyder & Associates)	031625daily	12-City URM	Paid by EFT # 64566		03/17/2025	03/17/2025	03/17/2025		03/17/2025	203.06
9375 - WEX Health INC (Chard, Snyder & Associates)	031825daily	12-City URM	Paid by EFT # 64805		03/19/2025	03/19/2025	03/19/2025		03/19/2025	284.31
9375 - WEX Health INC (Chard, Snyder & Associates)	031725daily	12-City URM	Paid by EFT # 64806		03/19/2025	03/19/2025	03/19/2025		03/19/2025	46.51
Account <b>53990.1271 - Other Services and Charges Section 125 - URM- City Totals</b>								Invoice Transactions	6	\$1,026.88
Account <b>53990.1281 - Other Services and Charges Section 125 - URM- Util</b>										
9375 - WEX Health INC (Chard, Snyder & Associates)	031325daily	12-City/Util URM	Paid by EFT # 64563		03/17/2025	03/17/2025	03/17/2025		03/17/2025	30.00
9375 - WEX Health INC (Chard, Snyder & Associates)	031425daily	12-City/Util URM	Paid by EFT # 64564		03/17/2025	03/17/2025	03/17/2025		03/17/2025	99.58
Account <b>53990.1281 - Other Services and Charges Section 125 - URM- Util Totals</b>								Invoice Transactions	2	\$129.58
Program <b>120000 - Main Totals</b>								Invoice Transactions	8	\$1,156.46
Department <b>12 - Human Resources Totals</b>								Invoice Transactions	8	\$1,156.46
Fund <b>7008 - Insurance Voluntary Trust Totals</b>								Invoice Transactions	8	\$1,156.46
<b>Fund 7702 - Garage (where reimbursed for services from other departments)</b>										
Department <b>17 - Fleet Maintenance</b>										
Program <b>170000 - Main</b>										
Account <b>52230 - Garage and Motor Supplies</b>										
50605 - Bauer Built, INC	518031707	17 - Stock tires - 3/3/2025	Paid by EFT # 64596		03/18/2025	03/18/2025	03/28/2025		03/28/2025	648.45
4693 - Monroe County Tire & Supply, INC	076428	17 - 4 tires for until 804	Paid by EFT # 64715		03/18/2025	03/18/2025	03/28/2025		03/28/2025	788.80
Account <b>52230 - Garage and Motor Supplies Totals</b>								Invoice Transactions	2	\$1,437.25
Account <b>52240 - Fuel and Oil</b>										
7854 - Premier AG CO-OP, INC (Premier Energy)	23253	17-fuel-87 regular (7,706 gallons)- 2/28/25	Paid by EFT # 64737		03/18/2025	03/18/2025	03/28/2025		03/28/2025	20,038.68
Account <b>52240 - Fuel and Oil Totals</b>								Invoice Transactions	1	\$20,038.68
Account <b>52320 - Motor Vehicle Repair</b>										
8541 - Amazon.com Sales, INC (Amazon.com Services LLC)	1M4N-WN14-4DJR	17 - Key fobs (2) for vehicle #862	Paid by EFT # 64581		03/18/2025	03/18/2025	03/28/2025		03/28/2025	33.90
8541 - Amazon.com Sales, INC (Amazon.com Services LLC)	1YWN-CF6G-G4GM	17 - Northstar Maintenance Kit for vehicle #8861	Paid by EFT # 64581		03/18/2025	03/18/2025	03/28/2025		03/28/2025	69.98



# Board of Public Works Claim Register

Invoice Date Range 03/15/25 - 03/28/25

Vendor	Invoice No.	Invoice Description	Status	Held Reason	Invoice Date	Due Date	G/L Date	Received Date	Payment Date	Invoice Amount
<b>Fund 7702 - Garage (where reimbursed for services from other departments)</b>										
Department <b>17 - Fleet Maintenance</b>										
Program <b>170000 - Main</b>										
Account <b>52320 - Motor Vehicle Repair</b>										
8541 - Amazon.com Sales, INC (Amazon.com Services LLC)	1HNX-7TJ6-4VGJ	17 - upgraded 350 unloader valve pressure washer pump for #2004	Paid by EFT # 64581		03/18/2025	03/18/2025	03/28/2025		03/28/2025	99.99
244 - Bloomington Ford, INC	5085907	17 - 2 cut keys for 862	Paid by EFT # 64602		03/18/2025	03/18/2025	03/28/2025		03/28/2025	10.00
941 - Central Indiana Truck Equipment Corporation	35616	17-#957-stock arms for Sanitation trucks & labor	Paid by EFT # 64615		03/18/2025	03/18/2025	03/28/2025		03/28/2025	18,789.62
941 - Central Indiana Truck Equipment Corporation	35591	17-#958 Stock Arms & labor to install a new arm for Sanitation	Paid by EFT # 64615		03/18/2025	03/18/2025	03/28/2025		03/28/2025	18,789.62
5792 - Clark Truck Equipment Co., INC	S1946	17 -#441 TG spring pack, adjustable Yoke End, Bushing sleeve,	Paid by EFT # 64619		03/18/2025	03/18/2025	03/28/2025		03/28/2025	536.00
5792 - Clark Truck Equipment Co., INC	S2024	17 - Screws, nuts and cotter pin for 4000	Paid by EFT # 64619		03/18/2025	03/18/2025	03/28/2025		03/28/2025	469.00
594 - Curry Auto Center, INC	5118814	17-credit-returned Refurbished motor/motor kit-Inv #5118541	Paid by EFT # 64628		03/18/2025	03/18/2025	03/28/2025		03/28/2025	(637.91)
796 - Interstate Battery System of Bloomington, INC	12998	17 - MTP-24 battery for 460	Paid by EFT # 64678		03/18/2025	03/18/2025	03/28/2025		03/28/2025	119.96
796 - Interstate Battery System of Bloomington, INC	3750	17 - G/L 4510 - Genius 10 X1 for 491	Paid by EFT # 64678		03/18/2025	03/18/2025	03/28/2025		03/28/2025	125.99
796 - Interstate Battery System of Bloomington, INC	30074273	17-MTP-48/H6 & MTP-67R batteries for shop	Paid by EFT # 64678		03/18/2025	03/18/2025	03/28/2025		03/28/2025	240.72
796 - Interstate Battery System of Bloomington, INC	401311572	17 - (1) 31-MHD & (2) MTP-48/H6, (3) MTP-65HD batteries for shop	Paid by EFT # 64678		03/18/2025	03/18/2025	03/28/2025		03/28/2025	601.40
293 - J&S Locksmith Shop, INC	263564	17 - Ignition Switch for 447	Paid by EFT # 64683		03/18/2025	03/18/2025	03/28/2025		03/28/2025	33.00
4439 - JX Enterprises, INC	27395333P	17 - credit for returned parts-Inv #27393271P	Paid by EFT # 64687		03/18/2025	03/18/2025	03/28/2025		03/28/2025	(16.51)
8658 - Kleindorfer's Hardware LLC	782291	17 - 1/2 shut off valve for 445	Paid by EFT # 64693		03/18/2025	03/18/2025	03/28/2025		03/28/2025	7.39
8658 - Kleindorfer's Hardware LLC	782054	17 - gal RS paint, (4) 4" chip brushes, (3) 4 1/2 flapper disc	Paid by EFT # 64693		03/18/2025	03/18/2025	03/28/2025		03/28/2025	79.72





# Board of Public Works Claim Register

Invoice Date Range 03/15/25 - 03/28/25

Vendor	Invoice No.	Invoice Description	Status	Held Reason	Invoice Date	Due Date	G/L Date	Received Date	Payment Date	Invoice Amount
<b>Fund 7702 - Garage (where reimbursed for services from other departments)</b>										
Department <b>17 - Fleet Maintenance</b>										
Program <b>170000 - Main</b>										
Account <b>52320 - Motor Vehicle Repair</b>										
8658 - Kleindorfer's Hardware LLC	782854	17 - (2) each Hex caps, flatw, 4 1/2 ns disc & 4 1/2 60 gi disc	Paid by EFT # 64693		03/18/2025	03/18/2025	03/28/2025		03/28/2025	74.56
53385 - O'Reilly Automotive Stores, INC	1903-499876	17 - cabin filter for inventory	Paid by Check # 79901		03/18/2025	03/18/2025	03/28/2025		03/28/2025	22.93
53385 - O'Reilly Automotive Stores, INC	1903-498690	17 - Ignition coil assembly for P130	Paid by Check # 79901		03/18/2025	03/18/2025	03/28/2025		03/28/2025	27.01
53385 - O'Reilly Automotive Stores, INC	1903-499663	17 - air filter for 519	Paid by Check # 79901		03/18/2025	03/18/2025	03/28/2025		03/28/2025	64.99
53385 - O'Reilly Automotive Stores, INC	1903-498775	17-credit for returned part-strut mount- #1903-497802	Paid by Check # 79901		03/18/2025	03/18/2025	03/28/2025		03/28/2025	(42.68)
53385 - O'Reilly Automotive Stores, INC	1903-101175	17 - (2) 5 qtr of motor oil for 804	Paid by Check # 79901		03/18/2025	03/18/2025	03/28/2025		03/28/2025	69.98
53385 - O'Reilly Automotive Stores, INC	1903-100066	17 - carbide burr for shop (2)	Paid by Check # 79901		03/18/2025	03/18/2025	03/28/2025		03/28/2025	80.62
6095 - Old Dominion Brush Company, INC	9362743	17-#464 Sweeper parts-chevron belt, 4 SEG claw steel,	Paid by EFT # 64725		03/18/2025	03/18/2025	03/28/2025		03/28/2025	5,456.70
476 - Southern Indiana Parts, INC (Napa Auto Parts)	PARTS-FEB 2025	17 - misc parts for the month of February 2025	Paid by EFT # 64759		03/18/2025	03/18/2025	03/28/2025		03/28/2025	13,654.32
5333 - Total Truck Parts, INC	277083	17 -clamp kit for unit 4211 and brake parts for stock	Paid by EFT # 64780		03/18/2025	03/18/2025	03/28/2025		03/28/2025	23.06
5333 - Total Truck Parts, INC	277087	17 - Front brake chamber for inventory	Paid by EFT # 64780		03/18/2025	03/18/2025	03/28/2025		03/28/2025	44.75
5333 - Total Truck Parts, INC	276338	17 - drive shaft for unit 4211	Paid by EFT # 64780		03/18/2025	03/18/2025	03/28/2025		03/28/2025	50.00
816 - Vermeer Of Indiana, INC	P02366	17 - Unit #839 teeth and hardware	Paid by EFT # 64788		03/18/2025	03/18/2025	03/28/2025		03/28/2025	212.75
7555 - VoMac Truck Sales & Service INC	117157T	17 - Fan clutch, fan blade & belt for 957	Paid by EFT # 64790		03/18/2025	03/18/2025	03/28/2025		03/28/2025	1,455.26
2096 - West Side Tractor Sales CO.	B56910	17 - #737 muffler, gasket, washer, nuts	Paid by EFT # 64795		03/18/2025	03/18/2025	03/28/2025		03/28/2025	372.54
2096 - West Side Tractor Sales CO.	B57729	17 - Filter elements for 457	Paid by EFT # 64795		03/18/2025	03/18/2025	03/28/2025		03/28/2025	107.87
2096 - West Side Tractor Sales CO.	B57809	17 -#648 shock, wiper blade, street pad, nut, washer & filters	Paid by EFT # 64795		03/18/2025	03/18/2025	03/28/2025		03/28/2025	734.75
2096 - West Side Tractor Sales CO.	B56920	17 - credit for returned parts-cutting edge (2)	Paid by EFT # 64795		03/18/2025	03/18/2025	03/28/2025		03/28/2025	(376.50)



# Board of Public Works Claim Register

Invoice Date Range 03/15/25 - 03/28/25

Vendor	Invoice No.	Invoice Description	Status	Held Reason	Invoice Date	Due Date	G/L Date	Received Date	Payment Date	Invoice Amount
<b>Fund 7702 - Garage (where reimbursed for services from other departments)</b>										
Department <b>17 - Fleet Maintenance</b>										
Program <b>170000 - Main</b>										
Account <b>52320 - Motor Vehicle Repair</b>										
8183 - XL Parts LLC (XL Parts/Dealer Service Warehouse)	0603NV4214	17 - Cabin air filter for inventory	Paid by EFT # 64804		03/18/2025	03/18/2025	03/28/2025		03/28/2025	70.11
8183 - XL Parts LLC (XL Parts/Dealer Service Warehouse)	0603NV4130	17 - Ignition coil assembly for P130 (2)	Paid by EFT # 64804		03/18/2025	03/18/2025	03/28/2025		03/28/2025	95.44
8183 - XL Parts LLC (XL Parts/Dealer Service Warehouse)	0603NV4443	17 - top cop brake pad for 1723	Paid by EFT # 64804		03/18/2025	03/18/2025	03/28/2025		03/28/2025	97.99
8183 - XL Parts LLC (XL Parts/Dealer Service Warehouse)	0603NV4129	17 - Ignition Coil Assembly for P130 (4)	Paid by EFT # 64804		03/18/2025	03/18/2025	03/28/2025		03/28/2025	190.88
8183 - XL Parts LLC (XL Parts/Dealer Service Warehouse)	0603NV4444	17 - front disc brake rotor for 1723	Paid by EFT # 64804		03/18/2025	03/18/2025	03/28/2025		03/28/2025	247.38
8183 - XL Parts LLC (XL Parts/Dealer Service Warehouse)	0603NV4146	17 - credit for returned parts	Paid by EFT # 64804		03/18/2025	03/18/2025	03/28/2025		03/28/2025	(350.22)
Account <b>52320 - Motor Vehicle Repair</b> Totals								Invoice Transactions	41	\$61,736.36
Account <b>52420 - Other Supplies</b>										
177 - Indiana Oxygen Company, INC	10592503	17 - torch cylinders - 2/28/2025	Paid by EFT # 64669		03/18/2025	03/18/2025	03/28/2025		03/28/2025	278.04
6216 - Terminal Supply, INC	99387	17 - shop supply, lights, seals and fitting - 2/24/2025	Paid by EFT # 64771		03/18/2025	03/18/2025	03/28/2025		03/28/2025	1,209.39
Account <b>52420 - Other Supplies</b> Totals								Invoice Transactions	2	\$1,487.43
Account <b>53210 - Telephone</b>										
13969 - AT&T Mobility II, LLC	2872897487800325	06-cell phone chgs 02/12/25-03/11/25-Inv. 287289748780X03192025	Paid by Check # 79879		03/19/2025	03/19/2025	03/19/2025		03/19/2025	43.21
13969 - AT&T Mobility II, LLC	2873273216180325	06-Unlim'td LTE Laptp/Hotsp-2/12-3/11/25-287327321618X03192025	Paid by Check # 79881		03/19/2025	03/19/2025	03/19/2025		03/19/2025	29.24
1079 - AT&T	849494015-030925	28-CH/off site fac-long distance chgs 03/09/2025-BAN #849494015	Paid by Check # 79874		03/19/2025	03/19/2025	03/19/2025		03/19/2025	6.26
Account <b>53210 - Telephone</b> Totals								Invoice Transactions	3	\$78.71
Account <b>53540 - Natural Gas</b>										
222 - Indiana Gas Co. INC (CenterPoint Energy) (Vectren)	13041931-0031225	17-Fleet Maint - gas bill 02/07/25-03/06/25	Paid by Check # 79885		03/19/2025	03/19/2025	03/19/2025		03/19/2025	396.45
Account <b>53540 - Natural Gas</b> Totals								Invoice Transactions	1	\$396.45



# Board of Public Works Claim Register

Invoice Date Range 03/15/25 - 03/28/25

Vendor	Invoice No.	Invoice Description	Status	Held Reason	Invoice Date	Due Date	G/L Date	Received Date	Payment Date	Invoice Amount
Fund <b>7702 - Garage (where reimbursed for services from other departments)</b>										
Department <b>17 - Fleet Maintenance</b>										
Program <b>170000 - Main</b>										
Account <b>53620 - Motor Repairs</b>										
6001 - Bernath, LLC (Sealmaster)	2009843-0001	17 - #493 repairs for hot box patcher	Paid by EFT # 64597		03/18/2025	03/18/2025	03/28/2025		03/28/2025	249.60
941 - Central Indiana Truck Equipment Corporation	35616	17-#957-stock arms for Sanitation trucks & labor	Paid by EFT # 64615		03/18/2025	03/18/2025	03/28/2025		03/28/2025	2,190.10
941 - Central Indiana Truck Equipment Corporation	35591	17-#958 Stock Arms & labor to install a new arm for Sanitation	Paid by EFT # 64615		03/18/2025	03/18/2025	03/28/2025		03/28/2025	1,754.17
594 - Curry Auto Center, INC	6370801	17 - #297 diagnostics for brakes and transmission	Paid by EFT # 64628		03/18/2025	03/18/2025	03/28/2025		03/28/2025	1,554.39
4474 - Ken's Westside Service & Towing, LLC	25-0226-101482	17-Unit #1706-tire service-2/26/25	Paid by EFT # 64689		03/18/2025	03/18/2025	03/28/2025		03/28/2025	75.00
4474 - Ken's Westside Service & Towing, LLC	25-0305-101689	17-Unit #137-towing-3/5/25	Paid by EFT # 64689		03/18/2025	03/18/2025	03/28/2025		03/28/2025	75.00
6476 - Samuel D Wray (Wray Automotive)	13312	17 - alignment for P137	Paid by EFT # 64802		03/18/2025	03/18/2025	03/28/2025		03/28/2025	140.00
4156 - Pyramid Equipment, INC	27302	17-repairs to the body of Unit 938-8 Cu Yd rear-load body	Paid by EFT # 64742		03/18/2025	03/18/2025	03/28/2025		03/28/2025	22,440.15
Account <b>53620 - Motor Repairs</b> Totals							Invoice Transactions	8		\$28,478.41
Program <b>170000 - Main</b> Totals							Invoice Transactions	58		\$113,653.29
Department <b>17 - Fleet Maintenance</b> Totals							Invoice Transactions	58		\$113,653.29
Fund <b>7702 - Garage (where reimbursed for services from other departments)</b> Totals							Invoice Transactions	58		\$113,653.29
Fund <b>7704 - Self-Insurance</b>										
Department <b>10 - Legal</b>										
Program <b>100000 - Main</b>										
Account <b>52430 - Uniforms and Tools</b>										
8613 - Crane's Leather & Shoe Shop, INC	8234	10-Safety Shoes-A. Richards 9M-3/5/25	Paid by EFT # 64625		03/18/2025	03/18/2025	03/28/2025		03/28/2025	97.50
8613 - Crane's Leather & Shoe Shop, INC	8233	10-Safety Shoes-A. Montgomery 9.5D-3/5/25	Paid by EFT # 64625		03/18/2025	03/18/2025	03/28/2025		03/28/2025	100.50
8613 - Crane's Leather & Shoe Shop, INC	8237	10-Safety Shoes-E. Hagen 10M-3/5/25	Paid by EFT # 64625		03/18/2025	03/18/2025	03/28/2025		03/28/2025	125.00
8613 - Crane's Leather & Shoe Shop, INC	8204	10-Safety Shoes-E. Thompson 9M-2/5/25	Paid by EFT # 64625		03/18/2025	03/18/2025	03/28/2025		03/28/2025	112.50
8613 - Crane's Leather & Shoe Shop, INC	8235	10-Safety Shoes- E. Guad 8M-3/5/25	Paid by EFT # 64625		03/18/2025	03/18/2025	03/28/2025		03/28/2025	97.50
8613 - Crane's Leather & Shoe Shop, INC	8241	10-Safety Shoes-J. Garcher 11D-3/5/25	Paid by EFT # 64625		03/18/2025	03/18/2025	03/28/2025		03/28/2025	125.00



# Board of Public Works Claim Register

Invoice Date Range 03/15/25 - 03/28/25

Vendor	Invoice No.	Invoice Description	Status	Held Reason	Invoice Date	Due Date	G/L Date	Received Date	Payment Date	Invoice Amount
<b>Fund 7704 - Self-Insurance</b>										
Department <b>10 - Legal</b>										
Program <b>100000 - Main</b>										
Account <b>52430 - Uniforms and Tools</b>										
8613 - Crane's Leather & Shoe Shop, INC	8247	10-Safety Shoes-J. Thompson 9.5D-3/8/25	Paid by EFT # 64625		03/18/2025	03/18/2025	03/28/2025		03/28/2025	125.00
8613 - Crane's Leather & Shoe Shop, INC	8239	10-Safety Shoes-K. Martindale 10D-3/5/25	Paid by EFT # 64625		03/18/2025	03/18/2025	03/28/2025		03/28/2025	125.00
8613 - Crane's Leather & Shoe Shop, INC	8203	10-Safety Shoes- L. Redmond 10.5 D-2/5/25	Paid by EFT # 64625		03/18/2025	03/18/2025	03/28/2025		03/28/2025	125.00
8613 - Crane's Leather & Shoe Shop, INC	8236	10-Safety Shoes-T. Luallen 7M-3/5/25	Paid by EFT # 64625		03/18/2025	03/18/2025	03/28/2025		03/28/2025	108.75
8613 - Crane's Leather & Shoe Shop, INC	8244	10-Safety Shoes-T. Miller 10.5D-3/6/25	Paid by EFT # 64625		03/18/2025	03/18/2025	03/28/2025		03/28/2025	112.50
1448 - Shoe Carnival, INC	SC1052180	10-Safety Shoes- N. Roudebush 9.5-2/25/25	Paid by EFT # 64756		03/18/2025	03/18/2025	03/28/2025		03/28/2025	99.98
1448 - Shoe Carnival, INC	SC1052176	10-Safety Shoes-P. Harrington 11.5-1/24/25	Paid by EFT # 64756		03/18/2025	03/18/2025	03/28/2025		03/28/2025	125.00
1448 - Shoe Carnival, INC	SC1052179	10-Safety Shoes-A. Krouse 11-2/14/25	Paid by EFT # 64756		03/18/2025	03/18/2025	03/28/2025		03/28/2025	95.00
Account <b>52430 - Uniforms and Tools</b> Totals									Invoice Transactions 14	\$1,574.23
Account <b>53130 - Medical</b>										
7562 - Brown, Tammy S	PHYS CDL-2025	10-reimburse CDL physical-2/21/25	Paid by EFT # 64608		03/18/2025	03/18/2025	03/28/2025		03/28/2025	100.00
8574 - Stephen Micheal French	PHYS CDL-2025	10-reimburse CDL physical-2/10/25	Paid by EFT # 64648		03/18/2025	03/18/2025	03/28/2025		03/28/2025	110.00
6946 - Sean McCoy	PHYS CDL-2025	10-reimburse CDL physical-2/21/25	Paid by EFT # 64708		03/18/2025	03/18/2025	03/28/2025		03/28/2025	110.00
5967 - Larry M Pursell	PHYS CDL-2025	10-reimburse CDL physical-3/7/25	Paid by EFT # 64741		03/18/2025	03/18/2025	03/28/2025		03/28/2025	110.00
Account <b>53130 - Medical</b> Totals									Invoice Transactions 4	\$430.00
Account <b>53420 - Worker's Comp &amp; Risk</b>										
7792 - ONB Benefit Administration LLC (JWF Specialty)	BL022625	10 Worker's Comp Payments - BL022625	Edit		03/19/2025	03/19/2025	03/19/2025			16,064.17
7792 - ONB Benefit Administration LLC (JWF Specialty)	BL021925	10 Workers Comp Payment BL021925	Edit		03/19/2025	03/19/2025	03/19/2025			5,223.06
Account <b>53420 - Worker's Comp &amp; Risk</b> Totals									Invoice Transactions 2	\$21,287.23
Program <b>100000 - Main</b> Totals									Invoice Transactions 20	\$23,291.46
Department <b>10 - Legal</b> Totals									Invoice Transactions 20	\$23,291.46
Fund <b>7704 - Self-Insurance</b> Totals									Invoice Transactions 20	\$23,291.46
Grand Totals									Invoice Transactions 369	\$857,092.91



**REGISTER OF CLAIMS**  
**Board of Public Works Claim Register**

Date:	Type of Claim	FUND	Description	Bank Transfer	Amount
03/28/25	Claims				\$857,092.91

\$857,092.91

**ALLOWANCE OF CLAIMS**

We have examined the claims listed on the foregoing register of claims, consisting of claims, and except for the claims not allowed as shown on the register, such claims are hereby allowed in the total amount of \$857,092.91

**Dated this \_\_\_\_\_ day of \_\_\_\_\_ year of 20\_\_\_\_\_.**

\_\_\_\_\_  
Kyla Cox Deckard, President

\_\_\_\_\_  
Elizabeth Karon, Vice President

\_\_\_\_\_  
James Roach, Secretary

I herby certify that each of the above listed voucher(s) or bill(s) is (are) true and correct and I have audited same in accordance with IC 5-11-10-1.6.

Fiscal Office \_\_\_\_\_