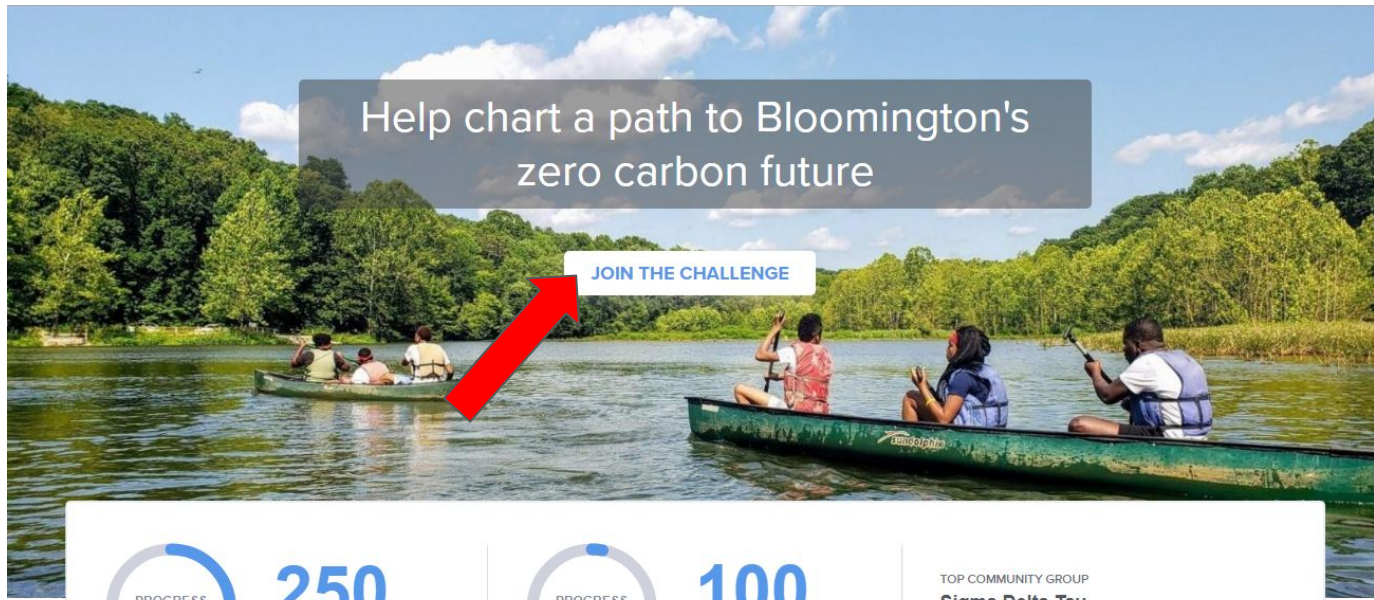



# How To Register Your Household on Zero In Bloomington

**McKaylyn Lynch**  
Sustainability Program Coordinator

[www.zeroinbloomington.com](http://www.zeroinbloomington.com)



**250**  
HOUSEHOLDS BY APRIL 2023  
PARTICIPATION GOAL



**100**  
TONS OF CO<sub>2</sub> BY APRIL 2023  
REDUCTION GOAL

TOP COMMUNITY GROUP  
**Sigma Delta Tau**  
TOP TEAM

[www.zeroinbloomington.com](http://www.zeroinbloomington.com)

## Welcome!

Join your neighbors, friends, family and coworkers to create a safer and healthier future.

Create an account to get started.

Already have an account? [Sign in.](#)

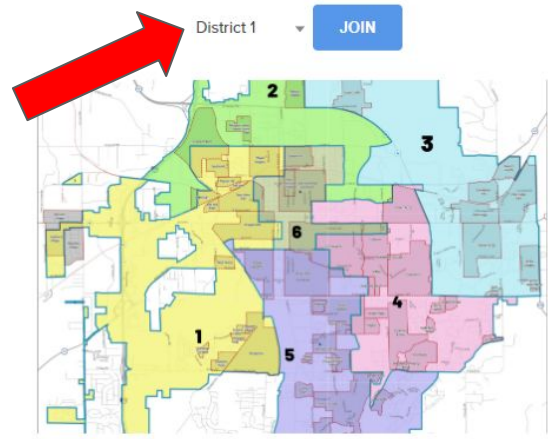
This is for **Bloomington residents only**, if you don't live in Bloomington, go [here](#).

E-mail \*

Password \*  Password strength:

Confirm password \*

## Join a Neighborhood



To move the map: click the wheel on your mouse then move or left click and scroll on a laptop/tablet.

If you have a Bloomington address but do not technically live within city limits/within one of the districts, just select the District closest to you.

[www.zeroinbloomington.com](http://www.zeroinbloomington.com)

## Welcome!

Join your neighbors, friends, family and coworkers to create a safer and healthier future.

Create an account to get started.

Already have an account? [Sign in.](#)

This is for **Bloomington residents only**, if you don't live in Bloomington, go [here](#).

E-mail \*

If you are not a Bloomington resident, register your account via the non-resident link.

## Choose your city

To get started, please select your city below to connect with local resources

Indiana ▼

- City - ▼

GO

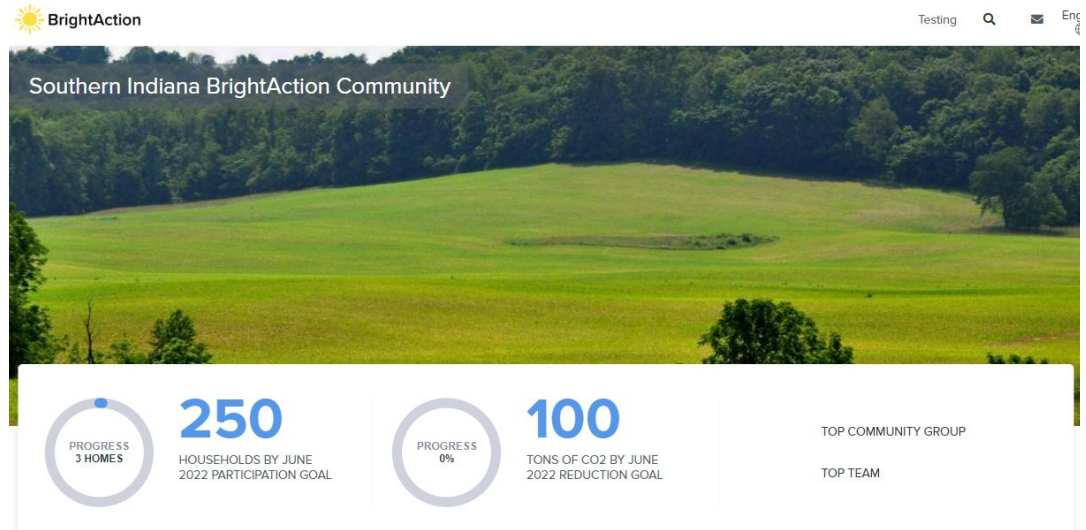
Select your city (or the City closest to you) in the dropdown list, and then the remainder of the registration should be the same.

[www.zeroinbloomington.com](http://www.zeroinbloomington.com)

## For non-residents only

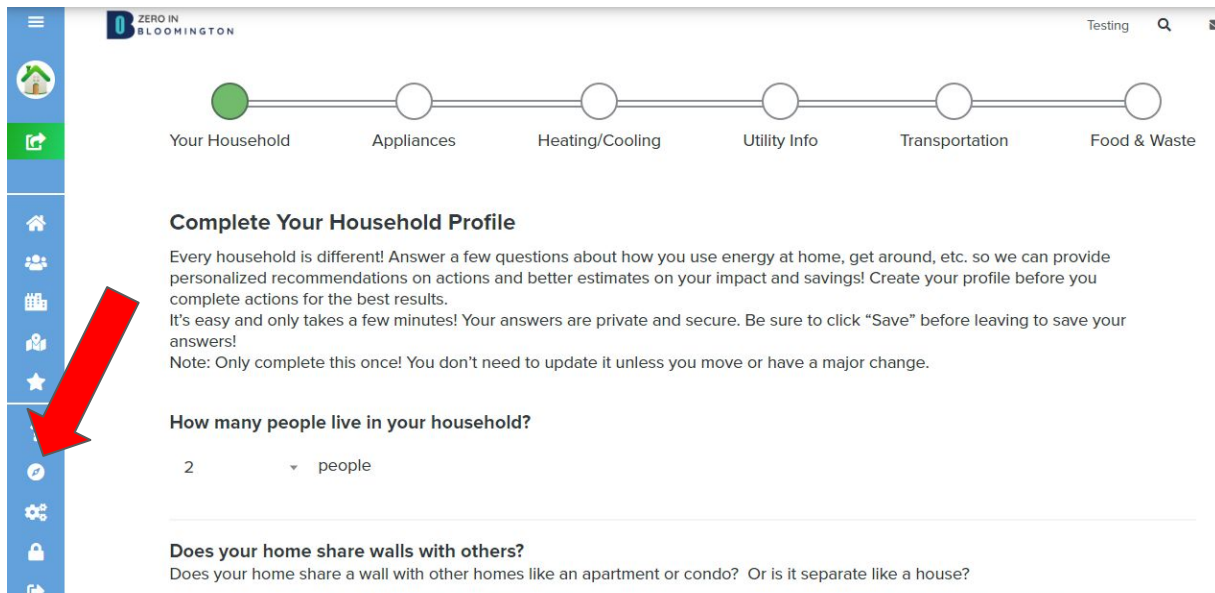
Once you complete your registration, you will be on the Southern Indiana site rather than the Bloomington site.

To access the Bloomington site, simply sign out after you've registered, go to [www.zeroinbloomington.com](http://www.zeroinbloomington.com), and use your login information to sign in.



[www.zeroinbloomington.com](http://www.zeroinbloomington.com)

# Complete Your Home Energy Profile



The screenshot shows the 'ZERO IN BLOOMINGTON' website interface. At the top, there is a progress bar with six steps: 'Your Household', 'Appliances', 'Heating/Cooling', 'Utility Info', 'Transportation', and 'Food & Waste'. The 'Your Household' step is highlighted with a green circle, and a red arrow points to it from the left sidebar. Below the progress bar, the 'Complete Your Household Profile' section is visible, containing a paragraph of introductory text and a question: 'How many people live in your household?' with a dropdown menu showing '2' and 'people'.

Gives you a full snapshot  
of your households carbon  
impact  
AND  
Will allow the site to  
generate recommended  
actions based on your  
footprint

[www.zeroinbloomington.com](http://www.zeroinbloomington.com)

# Complete Your Home Energy Profile


## 1. Your Household



[www.zeroinbloomington.com](http://www.zeroinbloomington.com)

# Complete Your Home Energy Profile

## 2. Your Appliances



Which appliances do you have?

How often do you use them?

Are they gas or electric?



[www.zeroinbloomington.com](http://www.zeroinbloomington.com)

# Complete Your Home Energy Profile

## 3. Heating and Cooling Your Home



Does your home have heat, AC,  
and a water heater?

Are they gas or electric?

Do you have a pool or hot tub?

[www.zeroinbloomington.com](http://www.zeroinbloomington.com)

# Complete Your Home Energy Profile

## 4. Electricity Consumption Data

Enter your data

If there is a fuel you currently use missing from the list below, like natural gas, check your answers to the previous questions and indicate these fuels.

Electricity Use ▼

Natural Gas Use ▲

▼ Most recent utility bill service month (not billing date, but service period)

Month

Year

May ▼

2022 ▼

May - 2022

therms / ccfs

April - 2022

therms / ccfs

March - 2022

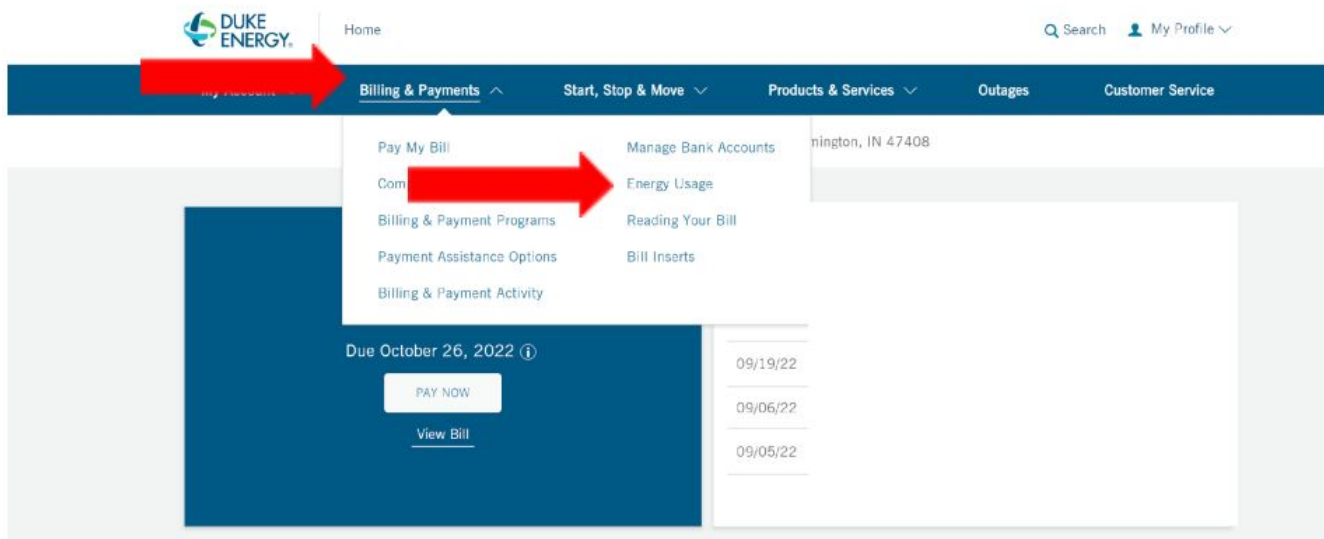
therms / ccfs



[www.zeroinbloomington.com](http://www.zeroinbloomington.com)

# Complete Your Home Energy Profile

## 4. Electricity Consumption Data



The screenshot shows the Duke Energy website interface. At the top left is the Duke Energy logo. To its right is a navigation bar with links for Home, Billing & Payments, Start, Stop & Move, Products & Services, Outages, and Customer Service. A red arrow points to the 'Billing & Payments' link. Below this, a dropdown menu is open, listing options such as Pay My Bill, Manage Bank Accounts, Energy Usage, Reading Your Bill, and Bill Inserts. Another red arrow points to the 'Energy Usage' option. Below the dropdown, there is a section for a bill due on October 26, 2022, with a 'PAY NOW' button and a 'View Bill' link. To the right, there is a list of dates: 09/19/22, 09/06/22, and 09/05/22.

[www.zeroinbloomington.com](http://www.zeroinbloomington.com)

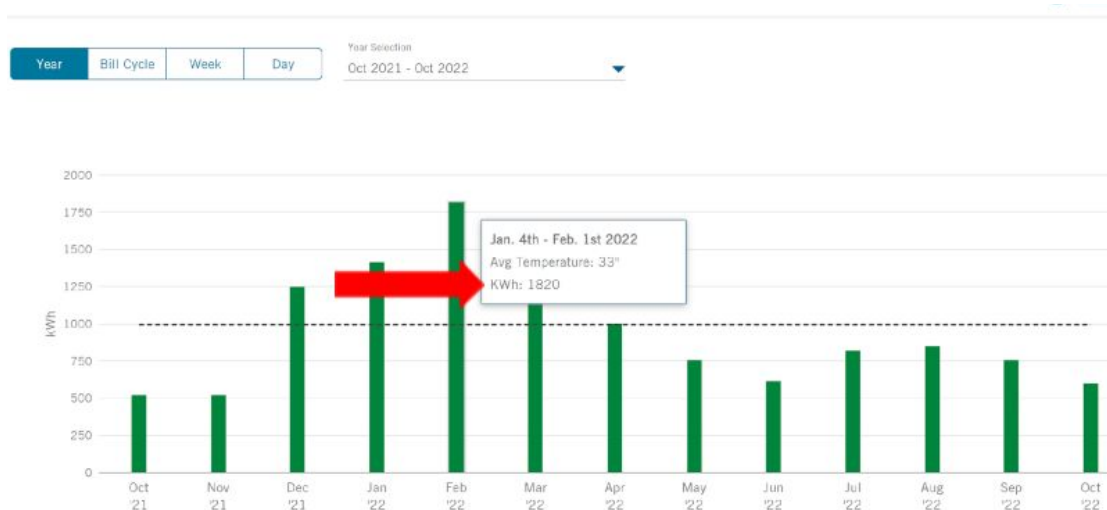
# Complete Your Home Energy Profile

## 4. Electricity Consumption Data



You can view up to 24 months worth of your electricity consumption under the “View Usage” section of your account on CenterPoint

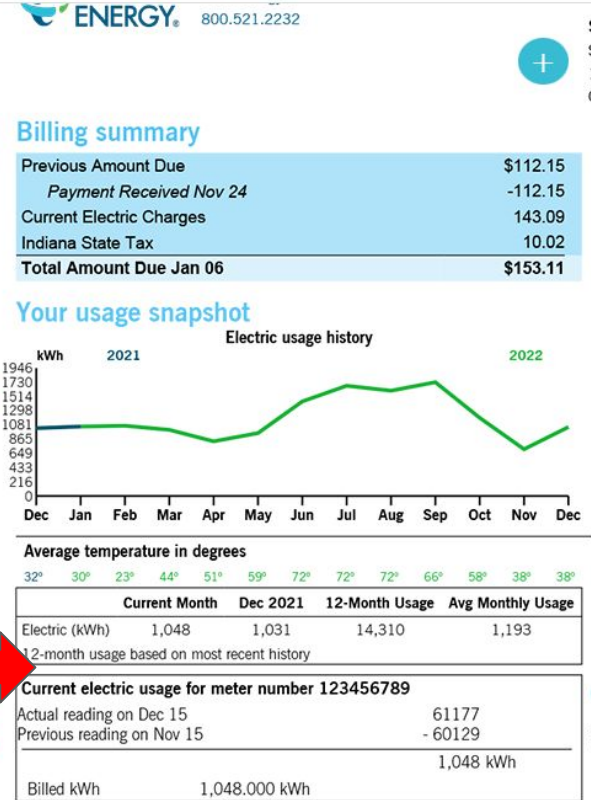
For more information, visit:  
[www.duke-energy.com/home/billing/reading-your-bill](http://www.duke-energy.com/home/billing/reading-your-bill)



## For Those Using Paper Bills



*TIP:* For electricity, the metric you will need to look for in order to input it into Zero In Bloomington will be **kWh**



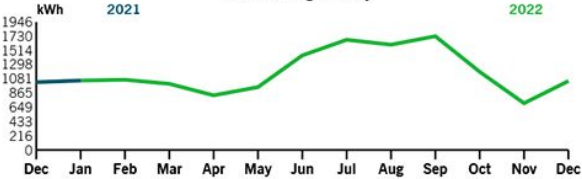
**ENERGY** 800.521.2232

**Billing summary**

Previous Amount Due	\$112.15
Payment Received Nov 24	-112.15
Current Electric Charges	143.09
Indiana State Tax	10.02
<b>Total Amount Due Jan 06</b>	<b>\$153.11</b>

**Your usage snapshot**

Electric usage history



Average temperature in degrees

32°	30°	23°	44°	51°	59°	72°	72°	72°	66°	58°	38°	38°
-----	-----	-----	-----	-----	-----	-----	-----	-----	-----	-----	-----	-----

	Current Month	Dec 2021	12-Month Usage	Avg Monthly Usage
Electric (kWh)	1,048	1,031	14,310	1,193
12-month usage based on most recent history				

**Current electric usage for meter number 123456789**

Actual reading on Dec 15	61177
Previous reading on Nov 15	- 60129
	1,048 kWh
Billed kWh	1,048.000 kWh



[www.zeroinbloomington.com](http://www.zeroinbloomington.com)

# Complete Your Home Energy Profile

## 4. Natural Gas Consumption Data



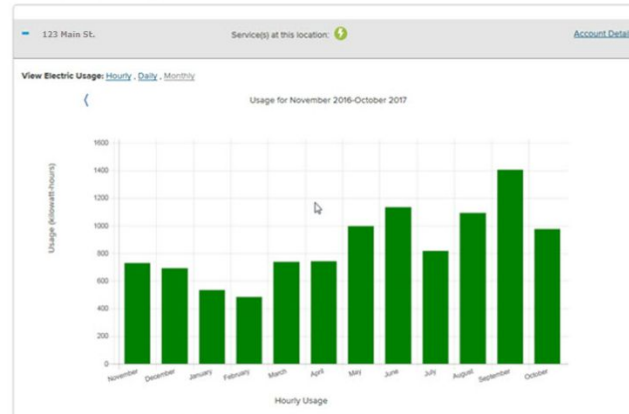
You can view up to 24 months worth of your natural gas consumption under the “View Usage” section of your account on CenterPoint

For more information, visit:  
[www.centerpointenergy.com/residential/customer-service/billing-payment](http://www.centerpointenergy.com/residential/customer-service/billing-payment)

View 24 months of your usage

1. Sign in to My Account
2. Click View Usage, in Electric section

View My Energy Usage



# For Those Using Paper Bills



**TIP:** For natural gas, the metric you will need to look for in order to input it into Zero In Bloomington will be **CCF**



**CenterPoint Energy**  
CenterPointEnergy.com

**CUSTOMER**  
JOHN Q. CUSTOMER

**SERVICE ADDRESS**  
1234 Anywhere St, Houston, TX 77089-7374

**ACCOUNT NUMBER**  
9666214-3

**DATE MAILED**  
May 30, 2015

**DATE DUE**  
**June 11, 2015**

**AMOUNT DUE**  
**\$ 96.59**

Amount due

---

**Gas leak or emergency**

**Your usage at a glance**

- Thirteen months usage graph
- Average monthly temperature

	1 year ago	Last month	This month
Total CCF used	40	90	98
Average daily gas use (CCF)	1.4	3.1	2.8
Average daily temperature	59	52	50
Days in billing period	31	29	35

To better understand your home energy usage and learn energy savings tips, visit [CenterPointEnergy.com/MyEnergyAnalyzer](http://CenterPointEnergy.com/MyEnergyAnalyzer)

**Customer service**

**Account Summary**

- Shows previous amount due
- Presents total amount due

Previous amount due \$ 75.86  
 Payment received on May 3, 2015 - 75.86  
 Current gas charges (Details on page 2) + 96.59  
**Total amount due \$ 96.59**

Amount due

**Call before you dig**  
Call 811  
24 hours a day

**Comments**  
PO Box 2628  
Houston, TX 77252-2628

Numbers for emergencies, safety and Customer Service

---

**THIS MONTH**

**Pay your next bill without lifting a finger.** To enroll in AutoPay, just sign and date the back of your bill stub and return to us with a check for your payment amount. It's that easy.

**Take advantage of our FREE online energy analysis with MyEnergyAnalyzer.** In less than 10 minutes, this free, online energy analysis will not only help explain where you are spending your money, but will also make recommendations on how to lower your gas bill in the future. Visit us at [CenterPointEnergy.com/MyEnergyAnalyzer](http://CenterPointEnergy.com/MyEnergyAnalyzer).

**Programs and services**

- Tips that may save you money and energy

[www.zeroinbloomington.com](http://www.zeroinbloomington.com)

# Complete Your Home Energy Profile

## 5. Your Transportation Habits



Make, Model, and Year  
of your car?

Average number of  
miles you drive in a  
year?

Fuel efficiency of your  
vehicle?


**TIP:** You can figure the number of miles driven annually using the following equation: total miles/# of years driven-mileage on the car when you first got it (if applicable)



[www.zeroinbloomington.com](http://www.zeroinbloomington.com)

# Complete Your Home Energy Profile

## 6. Food and Waste Habits

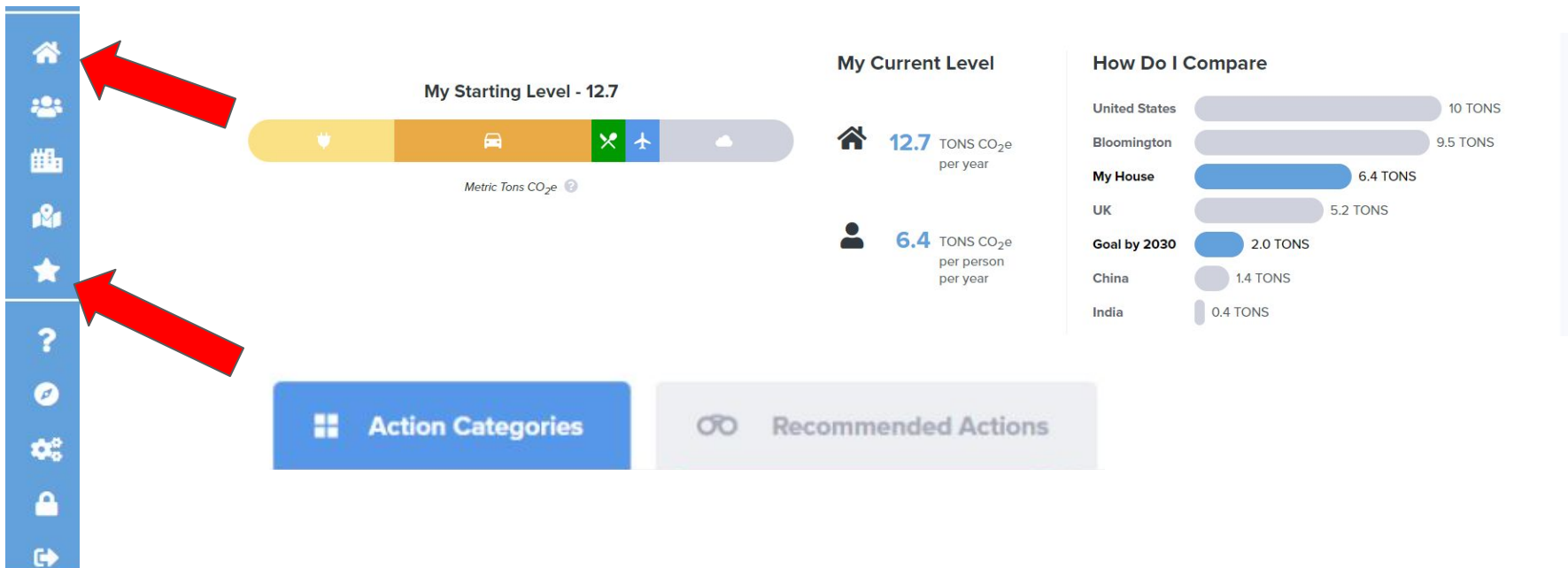


How often do you eat red meat?

How many garbage bags do you fill up weekly?

[www.zeroinbloomington.com](http://www.zeroinbloomington.com)

# You've Completed Your Home Energy Profile!



**My Starting Level - 12.7**

Metric Tons CO<sub>2</sub>e

**My Current Level**

- 12.7** TONS CO<sub>2</sub>e per year
- 6.4** TONS CO<sub>2</sub>e per person per year

**How Do I Compare**

Entity	Value
United States	10 TONS
Bloomington	9.5 TONS
<b>My House</b>	<b>6.4 TONS</b>
UK	5.2 TONS
<b>Goal by 2030</b>	<b>2.0 TONS</b>
China	1.4 TONS
India	0.4 TONS

**Action Categories** | **Recommended Actions**



**Thank you for your  
participation!**